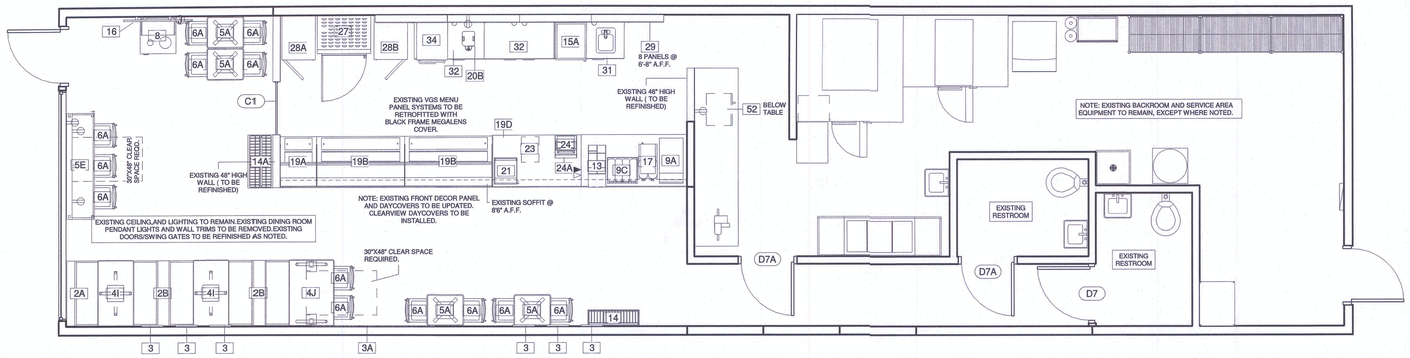

1 FURNITURE & EQUIPMENT PLAN
1/4" = 1'-0"

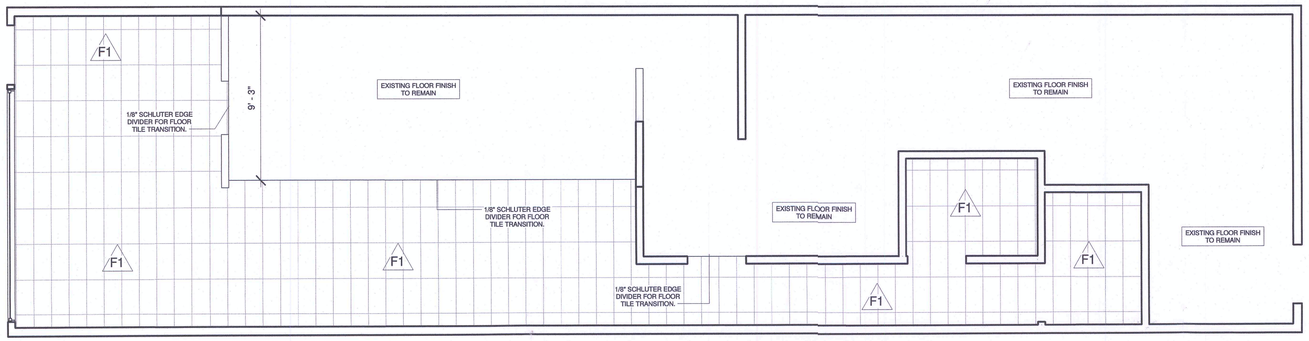

2 FLOOR FINISH PLAN
1/4" = 1'-0"

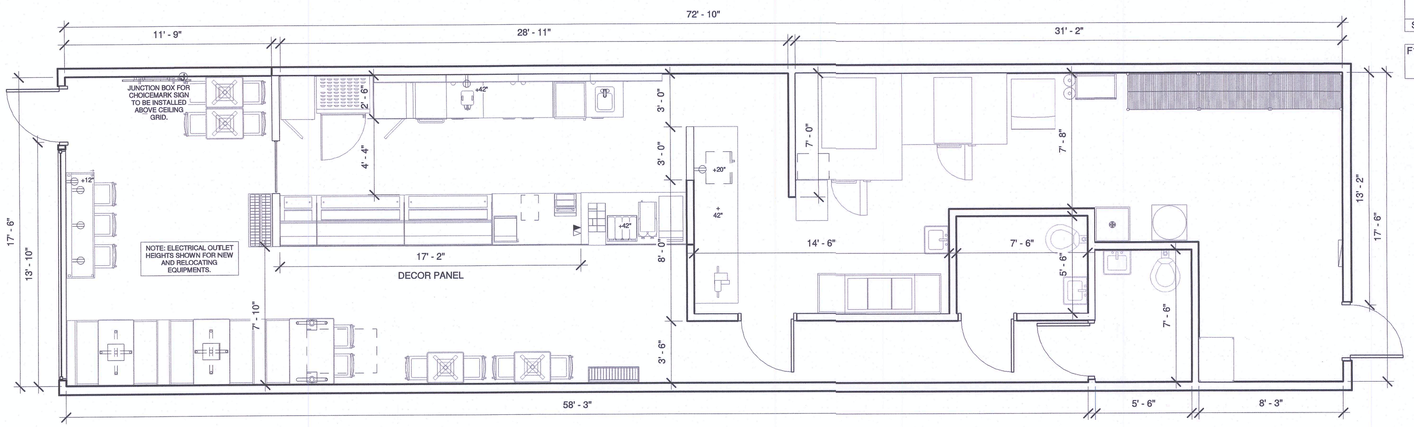

3 DIMENSION & ELECTRICAL PLAN
1/4" = 1'-0"



4 SERVICE AREA ELEVATION
1/4" = 1'-0"

3. Furniture Schedule

#	Model	Manufacturer	Ordered From	Equipment Status	Count	Description
2A	44" BOOTH BENCH- SINGLE	PLYMOLD	DAI	New	1	44" BOOTH BENCH. MOMENTUM- LIME GREEN, AG 5294 C11 BACK PAD. MOMENTUM- BROWN, AG 5492 C10 UPHOLSTERED PAD AND SILVER FRAME. INSTALLED BY G.C.
2B	44" BOOTH BENCH- DOUBLE	PLYMOLD	DAI	New	2	44" DOUBLE BOOTH BENCH. MOMENTUM- LIME GREEN, AG 5294 C11 BACK PAD. MOMENTUM- BROWN, AG 5492 C10 UPHOLSTERED PAD AND SILVER FRAME. INSTALLED BY G.C.
3	WALL ARTS	SUNGLO	DAI	New	6	STYRENE FACED POLYSTYRENE FOAMBOARD WALL ART WITH BLACK ALUMINUM FRAME. MOUNTED DIRECTLY TO WALL.
3A	BRAND MESSAGING	GFX	DAI	New	1	1/2" THICK LASER CUT ACRYLIC LETTERS. LETTER PIN MOUNTED FLUSH TO WALL WITH NO EXPOSED FASTENERS. FINISHED WITH SUBWAY BRAND GREEN.
4I	24" X 44" X 30" TABLE	PLYMOLD	DAI	New	2	24" WIDTH X 44" LENGTH X 30" HEIGHT WITH"X" SERIES PEDESTAL- 22" X 30" STAMPED STEEL BASES. BEIGEWOOD(7850-60) LAMINATE FINISH WITH SILVER DUR-A-EDGE.
4J	30" X 44" X 30" TABLE	PLYMOLD	DAI	New	1	30" WIDTH X 44" LENGTH X 30" HEIGHT WITH 2 STAMPED STEEL OFFSET ADA BASES. BEIGEWOOD(7850-60) LAMINATE FINISH WITH SILVER DUR-A-EDGE.
5A	24" X 20" X 30" TABLE	PLYMOLD	DAI	New	4	30" HIGH WITH FREE STANDING. "X" SERIES PEDESTAL- 22" X 22" STAMPED STEEL FOOT. BEIGEWOOD(7850-60) LAMINATE FINISH WITH SILVER DUR-A-EDGE.
5E	72" SIT DOWN COUNTER	PLYMOLD	DAI	New	1	30" HEIGHT X 72" LENGTH X 19" WIDTH. BEIGEWOOD LAMINATE FINISH WITH SILVER DUR-A-EDGE. ELECTRICAL CHANNEL FOR USB AND POWER OUTLETS ON COUNTER SURFACE, CHANNEL RUNS ACROSS ENTIRE COUNTER LENGTH.
6A	CHAIR	PLYMOLD	DAI	New	13	18" HIGH CHAIR WITH UPHOLSTERED SEAT PAD. PAD COLOR IS MOMENTUM BROWN AG5492C10. BACK COLOR IS WHITE C031-WH120.5, SEMI-GLOSS TEXTURE. FRAME COLOR IS SILVER PT96E-6401-C45.
8	TRASH/RECYCLE RECEPTACLE	PLYMOLD	DAI	New	1	DOUBLE HOLE TRASH/RECYCLE RECEPTACLE. 25" X 25" BEIGEWOOD LAMINATE CABINET FINISH. FROSTY WHITE LAMINATE TOP AND OVERSHELF.
9A	POST MIX	COCA-COLA	LOCAL BOTTLER	Existing	1	6-HEAD COKE SODA FOUNTIAN. EQUIPMENT INSTALLED BY COKE).
9C	MINI-QUAD BUBBLER	CRATHCO	DAI/G.C.	New	1	SIMPLICITY BUBBLER "MINI-QUAD" WITH 4 9 LITER BOWLS. AGITATOR AND SPRAY MODEL OFFERED. 115V/60Hz/8.5A. 230V MODEL ALSO AVALIABLE. INSTALLED BY G.C.
13	BEVERAGE CADDY	NEMCO	DAI	New	1	LID/STRAW CADDY. PLACED ON TOP OF BEVERAGE COUNTER.
14	QUEUE LINE CHIP DISPLAY	BISH DISPLAY	FRITOLAY	New	1	QUEUE LINE CHIP DISPLAY ON CASTERS. 3 WIRE SHELVES.
14A	TWIST CHIP RACK- MEDIUM	UNITED DISPLAYCRAFT	DAI/FRITOLAY	New	1	ADJUSTABLE MULTI-SHELF CHIP DISPLAY ON CASTERS. 3 SHELF RECOMMENDED BASED ON LAYOUT.
15A	DISPLAY REFRIGERATOR	TRUE	DAI	Existing	1	COUNTER TOP MODEL. DEDICATED 115V, 15 AMP DUPLEX OUTLET (NEMA 5-15R) WITHIN 6 FEET.
16	48" ILLUMINATED CHOICE MARK SIGN	TPC	DAI	New	1	48" X 61 1/2" X 1" THICK HALO LIT "S" LOGO. SINTRA SIGN PIN MOUNTED OFF WALL. INSTALLED BY G.C.
17	TEA / COFFEE BREWER	BUNN-O-MATIC CORP.	DAI	Existing	1	DEDICATED 120V, 15 AMP DUPLEX OUTLET (NEMA 5-15P) WITHIN 3 FEET. PLUMBING: 20-90 PSI. MODEL SUPPLIED WITH 1/4" MALE FLARE FITTING. MIN. 1 GPM WATER FLOW.
19A	25" HOT SECTION DAYCOVER RETROFIT KIT- RH	DUKE	DAI/G.C.	New	1	25" HOT SECTION CLEARVIEW DAYCOVER RETROFIT KIT. INSTALLED BY G.C.
19B	60" COLD PAN DAYCOVER RETROFIT KIT	DUKE	DAI	New	2	60" COLD PAN CLEARVIEW DAYCOVER RETROFIT KIT. INSTALLED BY G.C.
19D	61" CASH SECTION	DUKE	DAI	Existing	1	61" CASH SECTION X 34" ADA REQUIRED WORKING HEIGHT. POS UNIT ON COUNTERTOP SHELF.
19E	72" COUNTER EXTENSION	DUKE	DAI	Existing	1	72" EXTENSION X 34" ADA REQUIRED WORKING HEIGHT. SURFACE TO BE REINFORCED IF SUPPORTING SODA FOUNTAIN.
20B	COFFEE SERVER	BUNN	DAI	New	1	SH-S SRVR SST COFFEE MAKERS AND STAND. 1 GAL. CAPACITY. 2 BREWERS PER WARMING STAND. 120V. NSF APPROVED.
21	COOKIE DISPLAY CASE	NEMCO	DAI	New	1	4 TIER FULLY ENCLOSED COOKIE DISPLAY CASE. GLASS AND POLYCARBONATE CONSTRUCTION.
23	SAFE	C.S.S.	DAI	Existing	1	QUICK DROP. INSTALLED BY G.C. IN SERVICE AREA
24	P.O.S.	PAR/MICROS/HP	DAI	Existing	1	PC BASED POINT OF SALE SYSTEM. REQUIRES DEDICTED POWER SOURCE WITH ISOLATED GROUND TO BREAKER
24A	P.O.S. SHROUD	GFX	DAI	New	1	SMALL FORMAT PAINTED METAL SHROUD. FOR USE ON POS SHELF.
27	NuVu OVEN LH	NuVu	DAI	Existing	1	NuVu. DEDICATED CIRCUIT REQUIRED. DIRECT WIRED. INSTALLED BY G.C. *1/4" WATERLINE IS REQUIRED
28A	COMBINATION BREAD CABINET (LH)	LOCKWOOD	DAI	Existing	1	INTEGRATED OPEN AIR COOLING RACK ABOVE WITH ENCLOSED CABINET BELOW. INSTALLED BY G.C.
28B	COMPANION BREAD CABINET (RH)	LOCKWOOD	DAI	Existing	1	FULLY ENCLOSED S.S CABINET WITH GLASS DOORS. INSTALLED BY G.C.
29	2 PANEL FRONT-LIT MENU BOARD	VGS/TRANSLITE SONOMA	DAI	Existing	4	MENUBOARD: 2' X 4' WITH 4' LIGHT FIXTURE MOUNTED TO TOP OF MENUBOARD. SINGLE OUTLET REQUIRED. INSTALLED BY G.C.
31	48" COUNTER SINK RETROFIT KIT	DUKE	DAI	New	1	STAINLESS STEEL RETROFIT KIT FOR BACK COUNTER WITH RIGHT HAND SINK. INSTALLED BY G.C.
32	48" BACK COUNTER RETROFIT KIT	DUKE	DAI	New	2	STAINLESS STEEL RETROFIT KIT FOR BACK COUNTER. INSTALLED BY G.C.
34	RAPID COOK OVEN	TURBOCHEF	DAI	Existing	1	TURBOCHEF. MICROWAVE/CONVECTION OVEN. SEE MANUFACTURER FOR FURTHER SPECIFICATIONS.
52	MICROWAVE	MENUMASTER/SHARP	DAI	Relocating	1	5-20R OUTLET REQUIRED. 1200 WATT. 120V/60HZ/1PH 20 AMP CIRCUIT. DEDICATED CIRCUIT REQUIRED

4. Door Schedule

#	Door Size	Manufacturer	Ordered From	Count	Description
C1	30" X 35"	DUKE	DAI	1	30" HIGH X 35" WIDE SWING GATE. BEIGEWOD LAMINATE (7850-60) FINISH. INSTALLED BY G.C.
D7	36" x 80"	LOCAL	G.C.	1	SOLID CORE HARDWOOD DOOR (SLAB OR PANEL CONSTRUCTION). METAL FRAME WITH CLEAR ANODIZED ALUMINUM LEVER HANDLE. PAINT DOOR AND FRAME WITH BENJAMIN MOORE "YELLOW GREEN" #2033-10, 793-4X ADVANCE. SEMI-GLOSS FINISH.
D7A	36" x 80"	LOCAL	G.C.	2	SOLID CORE HARDWOOD DOOR (SLAB OR PANEL CONSTRUCTION) METAL FRAME WITH CLEAR ANODIZED ALUMINUM LEVER HANDLE. PAINT DOOR AND FRAME WITH SHERWIN WILLIAMS GOSSAMER VEIL (SW#9165) SEMI-GLOSS FINISH.

6. Floor Schedule

NOTE: THE SUBWAY STORE DESIGN DEPARTMENT WILL NOT ACCEPT RESPONSIBILITY FOR ANY INACCURACIES. THE CALCULATIONS PROVIDED BELOW MUST BE VERIFIED BY THE G.C. AND FRANCHISE OWNER BEFORE ANY ORDER FOR THESE MATERIALS IS ACCEPTED AND PLACED.

Symbol	Floor	Manufacturer	Ordered From	Area	Description
F1	CUSTOMER AREA / RESTROOMS	CROSSVILLE / PORCELANOSA	MANUFACTURER	568.19 ft²	OPTION 1: CROSSVILLE, "SILVER SANDS" 12" X 24" PORCELAIN FLOOR TILES. COLOR: AD-126-2. 3/16" THICK GROUT LINES. LATICRETE PERMACOLOR SELECT: CEMENTITOUS GROUT. COLOR: 35 MOCHA. OPTION 2: PORCELANOSA, "LINKFLOOR PICCADILLY" LVT. 12" X 24" X 1/4" THICK. HEAVY DUTY WATERPROOF OVERLAY ON SELF ADHESIVE MEMBRANE. INSTALLED BY G.C.

SYMBOL LEGEND

- 120V DUPLEX OUTLET
- 220V SINGLE OUTLET
- ELECTRIC PANEL
- PHONE JACK
- DATA JACK
- C.M. - CEILING MOUNTED
- F.M. - FLOOR MOUNTED
- JUNCTION BOX
- THERMOSTAT
- DIGITAL MEDIA PLAYER

FRESH START LOCATION

- ELECTRICAL OUTLET HEIGHTS MEASURED TO BOTTOM OF BOX.
- ONE ELECTRICAL JUNCTION BOX TO BE LOCATED IN CEILING ABOVE EACH WINDOW.
- CUNO MODEL SW260-PLUS WATER FILTRATION SYSTEM IS REQUIRED IN ALL NEW STORES THAT DISPENSE BEVERAGES. THE RECOMMENDED PLACEMENT FOR INSTALLATION IS MOUNTED TO SODA SYRUP RACK BY COCA-COLA. SECONDARY PLACEMENT OPTION IS MOUNTED ON THE BACKROOM WALL. THIRD INSTALLATION OPTION IS MOUNTING INSIDE THE FRONT BEVERAGE COUNTER WHEN SPACE LIMITATIONS OCCUR. REQUIRED: 1/2" INCOMING WATER LINE FEED WITH 1/2" BALL VALVE SHUTOFF AND 1/2" FPT CONNECTION. MINIMUM 110 VOLT, 20 AMP ELECTRICAL SERVICE TO SUPPORT THE CARBONATOR AND WATER BOOSTER (MUST BE DEDICATED CIRCUIT).
- EXIT LIGHTS INSTALLED BY G.C. PER LOCAL CODE.
- EMERGENCY LIGHTS INSTALLED BY G.C. PER LOCAL CODE.
- EXTINGUISHERS, SMOKE AND FIRE DETECTION SYSTEMS INSTALLED BY G.C. PER LOCAL CODE.
- LABOR & MATERIAL SUPPLIED BY G.C. UNLESS OTHERWISE NOTED.
- ALL DIMENSIONS TO BE VERIFIED BY G.C. ON SITE.
- REFRIGERATOR AND FREEZER MUST BE ADEQUATELY VENTILATED. REFER TO MANUFACTURER FOR DETAILS.

THIS DRAWING IS FURNISHED BY FWH ON BEHALF OF SUBWAY IP, LLC. ("SIP") D/B/A SUBWAY. RECIPIENT MUST DETERMINE IF THIS DRAWING MUST BE SUBMITTED TO A LICENSED ARCHITECT OR SIMILAR PROFESSIONAL UNDER FEDERAL, STATE OR LOCAL LAW. ANY CHANGES MUST BE APPROVED BY SIP.

DO NOT SCALE DRAWING. WRITTEN DIMENSIONS TAKE PRECEDENCE OVER SCALED DIMENSIONS. AND SHALL BE VERIFIED IN THE FIELD BY THE GENERAL CONTRACTOR AND/OR FRANCHISEE/OWNER. ANY DISCREPANCY IN DIMENSIONS SHALL BE BROUGHT TO THE IMMEDIATE ATTENTION OF YOUR AREA DEVELOPMENT AGENT OR DESIGNATED FIELD REPRESENTATIVE.

THE GENERAL CONTRACTOR AND EACH SUB-CONTRACTOR SHALL MAKE HIS OWN INSPECTIONS AND MEASUREMENTS. FWH AND SIP SHALL NOT BE HELD RESPONSIBLE FOR THE ACCURACY OF DIMENSIONS AND FOR ERRORS AND OMISSIONS IN THE DRAWINGS IF WRITTEN CONFIRMATION HAD NOT BEEN RECEIVED BY THE FWH STORE DESIGN DEPARTMENT.

THIS DRAWING AND THE INFORMATIONAL CONTENT HERE OF IS THE CONFIDENTIAL PROPERTY OF SIP AND IS PROVIDED SOLELY FOR THE USE OF AUTHORIZED FRANCHISEES, THEIR AGENTS AND CONTRACTORS. RECIPIENT AGREES NOT TO REPRODUCE, COPY, USE OR TRANSMIT THIS DRAWING AND/OR ITS INFORMATIONAL CONTENT, IN WHOLE OR IN PART, OR TO ALLOW SUCH ACTION BY OTHERS, FOR ANY PURPOSE, EXCEPT WITH THE WRITTEN PERMISSION OF SIP OR FWH ACTING ON BEHALF OF SIP. RECIPIENT FURTHER AGREES TO SURRENDER THIS DRAWING AND ANY PERMITTED COPIES HEREOF UPON DEMAND.

DESIGNED BY: Saisystems INTERNATIONAL
DAN BOURQUE

REVIEWED BY:

REVISIONS

NO.	DATE	DESCRIPTION	DRAWN BY

RESTAURANT MUST BE CONSTRUCTED AS DESIGNED IN THESE FLOOR PLANS SUBJECT TO FEDERAL, STATE AND LOCAL LAWS. RECIPIENT IS RESPONSIBLE FOR ENSURING COMPLIANCE WITH ALL LAWS. IF MODIFICATIONS ARE NECESSARY, PLEASE CONTACT THE FWH STORE DESIGN DEPARTMENT FOR WRITTEN APPROVAL OF THE REQUIRED CHANGES.

RESTAURANT #: 6958

DATE: OCTOBER 11, 2019

DEVELOPMENT AGENT: Zaid Elia

ADDRESS:
30979 5 Mile
Livonia
MI United States
48154

FRANCHISEE: Brad Turowski

SUBWAY
WORLD HEADQUARTERS
325 SUB WAY
MILFORD, CT 06461
(203) 877-4281 (800)888-4848

SHEET #: 1

SCALE: As indicated

© 2018 SUBWAY IP, LLC.