

Apr 22, 2021 - 2:08pm User: jmm

P:\2018\18037503\Drawings\01-Arch\2018037503 - G101 - Coversheet.dwg

ABBREVIATIONS

ABV	ABOVE	KIT	KITCHEN
ACC	ACCESSIBLE		
ACT	ACOUSTICAL CEILING TILE	L	LONG, LENGTH or ANGLE
ADG	ADHESIVE	LAM	LAMINATE (D)
ADJ	ADJACENT, ADJOINING, ADJUSTABLE	LAV	LAVATORY
AFF	ABOVE FINISHED FLOOR		
ALT	ALTERNATE	LF	LINEAR FEET
ALU	ALUMINUM	LS	LIQUID SOAP DISPENSER
APPROX	APPROXIMATE		
ARCH	ARCHITECT		
BCS	BABY CHANGING STATION	MATL	MATERIAL
BD	BOARD	MAX	MAXIMUM
BM	BEAM	MECH	MECHANICAL
BRG	BEARING	MFR	MANUFACTURER
BEL	BELOW	MIN	MINIMUM, MINUTE
BFF	BELOW FINISHED FLOOR	MIRR	MIRROR
BIT	BITUMINOUS	MISC	MISCELLANEOUS
BLOG	BUILDING	MLDG	MOLDING
BLK	BLOCK	MO	MASONRY OPENING
BLKG	BLOCKING	MOD	MODIFY, MODULAR
BLKHD	BULKHEAD	MT	METAL THRESHOLD
BOT	BOTTOM	MTD	MOUNTED
BOD	BOTTOM OF DECK	MTL	METAL
BOF	BOTTOM OF FOOTING		
BUR	BUILT UP ROOFING	N	NORTH
		NA	NOT APPLICABLE
CG	CORNER GUARD	NIC	NOT IN CONTRACT
CHAN	CHANNEL	NOM	NOMINAL
CI	CONTROL JOINT	NTS	NOT TO SCALE
		NO or #	NUMBER
CLG	CEILING		
CL	CENTER LINE	OC	ON CENTER
CLR	CLEAR	OD	OUTSIDE DIAMETER
CMU	CONCRETE MASONRY UNIT	OFF	OFFICE
COL	COLUMN	OH	OVERHEAD
CONC	CONCRETE	OPNG	OPENING
CONT	CONTINUE or CONTINUOUS	OPP	OPPOSITE
COORD	COORDINATE		
CPT	CARPET (ED)	PERP	PERPENDICULAR
CT	CERAMIC TILE	PLAM	PLASTIC LAMINATE
CTR	CENTER	PL	PLATE
CJ	CUT FT or CF	PLYWD	PLYWOOD
CU	CUBIC FEET	PAF	POWDER ACTUATED FASTENER
CU YD or CY	CUBIC YARD	PR	PAIR
		PRE-ENG	PRE-ENGINEERED
D	DEEP, DEPTH	PREFAB	PREFABRICATE
DBL	DOUBLE	PREFIN	PREFINISH
DEMO	DEMOLITION or DEMOLISH	PTD	PAINT, PRESSURE TREATED
DTL	DETAIL		PAPER TOWEL DISPENSER
DF	DRINKING FOUNTAIN	QT	QUARRY TILE
DIA	DIAMETER		
DIM	DIMENSION		
DN	DOWN	R	RISER
DR	DOOR	RAD	RADIATOR or RADIUS
DS	DOWNSPOUT	RD	ROOF DRAIN
DW	DISHWASHER	REF	REFERENCE
DWG	DRAWING	REFR	REFRIGERATOR
		REINF	REINFORCE (INGS) (ED)
E	EAST	REQD	REQUIRED
EA	EACH	REV	REVISION
EJ	EXPANSION JOINT	RM	ROOM
EL	ELEVATION	RO	ROUGH OPENING
ELEC	ELECTRIC or ELECTRICAL		
ELEV	ELEVATION	S	SOUTH
EST	ESTIMATE	SND	SANITARY NAPKIN DISPENSER
EQ	EQUAL	SCHED	SCHEDULE
EQUIP	EQUIPMENT	SECT	SECTION
EQUIV	EQUIVALENT	SHTG	SHEATHING
EW	EACH WAY	SHT	SHEET
EWC	ELECTRIC WATER COOLER	SMU	SILICONIZED MASONRY UNIT
EXIST	EXISTING	SM	SIMILAR
EXP	EXPOSED	SPEC	SPECIFICATION
EXP BT	EXPANSION BOLT	SQ	SQUARE
EXTERIOR, EXTERNAL	SQ FT or SF	SQ YD or SY	SQUARE FOOT
			SQUARE YARD
FD	FLOOR DRAIN	STN	STAIN (ED)
FE	FIRE EXTINGUISHER	SS	STAINLESS STEEL
FEC	FIRE EXTINGUISHER CABINET	STD	STANDARD
FF	FINISHED FLOOR	STL	STEEL
		STRUCT	STRUCTURE (AL)
FD	FLOOR DRAIN	SUSP	SUSPEND (ED)
FE	FIRE EXTINGUISHER	SYM	SYMBOL
FIN	FINISH	SYS	SYSTEM
FIXT	FIXTURE	T	TREAD
FLASH	FLASHING	TEL	TELEPHONE
FLR	FLOOR	TTD	TOILET TISSUE DISPENSER
FO	FINISHED OPENING	THK	THICK
FTG	FOOTING	T&G	TONGUE AND GROOVE
FT	FEET, FIRE TREATED, FOOT	TOS	TOP OF STEEL
FURN	FURNISH, FURNITURE	TOF	TOP OF FOOTING
FUR	FURRING	TRD	TREATED
		TRP	TRIPLE
GALV	GALVANIC, GALVANIZED	TPL	TURN DOWN SLAB
GB	GRAB BAR	TDS	TYPICAL
GLZ	GLASS	UNO	UNDERWRITERS LABORATORIES
GWB	GYP	UL	UNFINISHED
GYP	GYP	UNO	UNLESS NOTED OTHERWISE
		VCT	VINYL COMPOSITION TILE
HC	HANDICAP	VERT	VERTICAL
HCJ	HORIZONTAL CONTROL JOINT	VIF	VERIFY IN FIELD
HDPE	HIGH DENSITY POLYETHYLENE		
HDW	HARDWARE	W	WEST, WIDE
HC	HOLLOW CORE	W/	WITH
HM	HOLLOW METAL	WR	WATER RESISTANT
HORIZ	HORIZONTAL	WP	WATERPROOF (ING)
ID	INSIDE DIAMETER	WC	WATER CLOSET
INSUL	INSULATION	WD	WOOD
INTER	INTERMEDIATE	WH	WATER HEATER
INT	INTERIOR	WWF	WELODED WIRE FABRIC
JAN	JANITOR	WT	WEIGHT
JT	JOINT	YD	YARD
JST	JOIST		

CODE INFORMATION

INTERNATIONAL EXISTING BUILDING CODE 2019 EDITION, CHAPTER 6	ALTERATION - LEVEL 2
FIRE PROTECTION (IEBC 15-709.1)	THE EXISTING BUILDING IS CURRENTLY NON-SPRINKLERED (NO CHANGE)
USE AND OCCUPANCY CLASSIFICATION (IBC 15-303.3)	ASSEMBLY USE - A-2 (NO CHANGE)
CONSTRUCTION CLASSIFICATION (IBC 15 - TABLE 601) (NFPA 15 - TABLE 13.1.6)	TYPE 'V-B' (NO CHANGE)
ALLOWABLE HEIGHT & BUILDING AREA (IBC 15 - TABLE 503)	1 STORY @ 40'-0" HIGH 6,000 SF
EXISTING HEIGHT AND BUILDING AREA	1 STORY @ 21'-0 HIGH 2,730 SF
PROPOSED HEIGHT AND BUILDING AREA	1 STORY @ 21'-0 HIGH 2,824 SF
OCCUPANT LOAD (IBC 15 - TABLE 1004.1.2)	70 (A' USE) + 7 = 77 OCCUPANTS



BURGER KING RESTAURANT # 7311

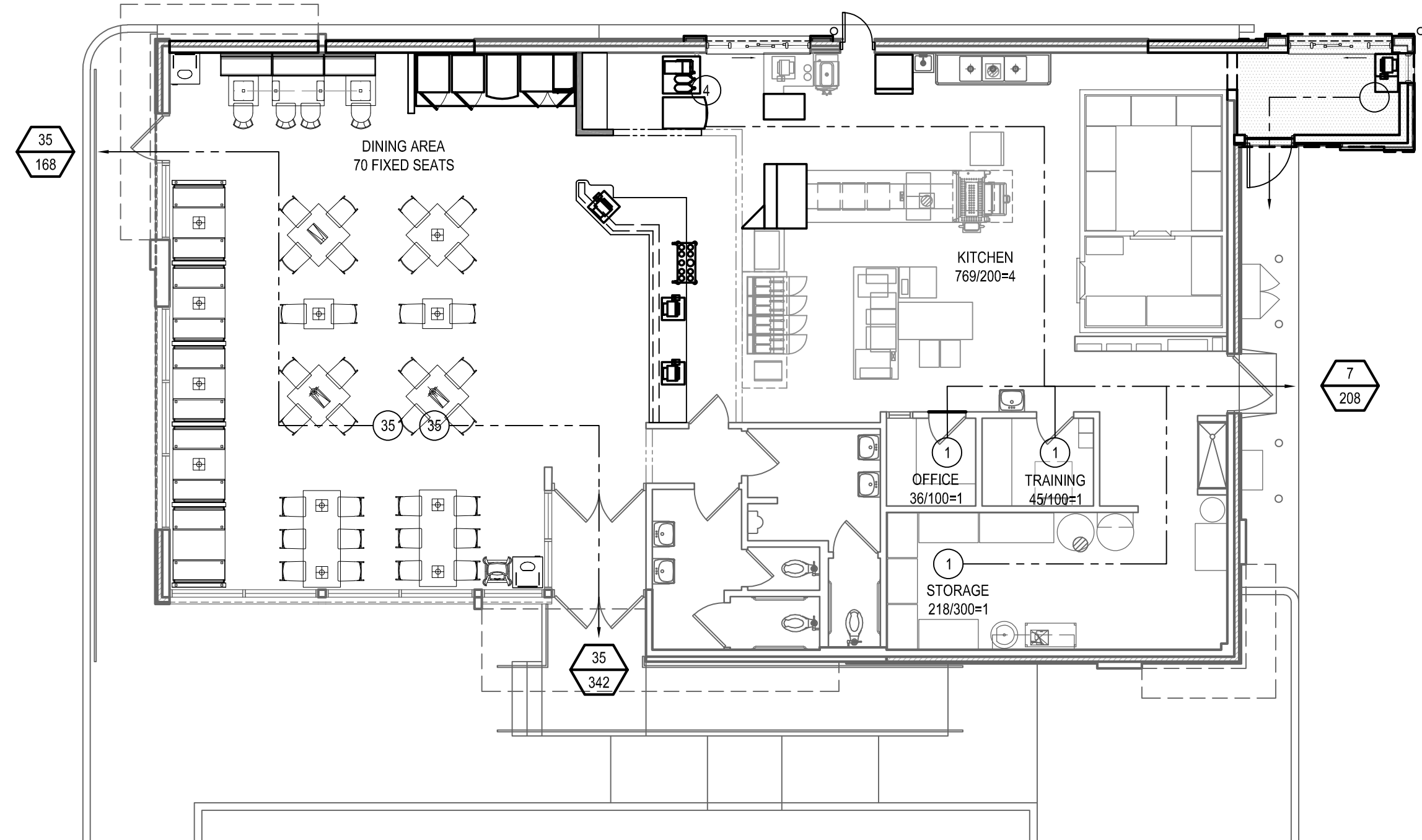
9999 PULASKI HIGHWAY
MIDDLE RIVER, MD 21220

DISTRICT-15 ACCOUNT NUMBER - 2200005183
MAP-0082 GRID- 0017 PARCEL-0623 SUBDIVISION-0000
ZONING - BR-AS & BR-IM

DRAWING SHEET INDEX

DWG. NO.	SHEET NO.	SHEET TITLE	DWG. NO.	SHEET NO.	SHEET TITLE
ARCHITECTURAL			ELECTRICAL		
C101	1	COVERSHEET, CODE ANALYSIS, ABBREVIATIONS & SYMBOLS	E101	27	ELECTRICAL DEMOLITION
AD101	2	DEMOLITION FLOOR PLAN	E101	28	LIGHTING FIXTURE SCHEDULE
AD102	3	DEMOLITION CEILING PLAN	E102	29	POWER PLAN
AD103	4	DEMOLITION ROOF PLAN	E103	30	POWER PLAN
AD201	5	EXISTING BUILDING ELEVATIONS	E104	31	LIGHTING FIXTURE SCHEDULE
A101	6	NEW WORK FLOOR PLAN	E105	32	ELECTRICAL SITE PLAN - DEMOLITION
A102	7	NEW WORK CEILING PLAN	E106	33	ELECTRICAL SITE PLAN
A103	8	REFLECTED CEILING DETAILS			
A104	9	NEW WORK ROOF PLAN			
A201	10	EXTERIOR BUILDING ELEVATIONS			
A202	11	EXTERIOR FINISH SCHEDULE			
A301	12	WALL SECTIONS			
A302	13	WALL SECTIONS			
A303	14	WALL SECTIONS			
A304	15	WALL SECTIONS			
A501	16	MISCELLANEOUS DETAILS			
A601	17	DOOR SCHEDULE AND DETAILS			
A701	18	MANUFACTURERS AND SUPPLIERS			
STRUCTURAL					
S001	19	GENERAL NOTES			
S101	20	FOUNDATION PLAN			
S102	21	ROOF FRAMING PLAN			
S201	22	SECTIONS			
S301	23	SECTIONS			
MECHANICAL					
M101	24	MECHANICAL DEMOLITION			
M101	25	MECHANICAL PLAN			
P101	26	PLUMBING PLAN			

EGRESS PLAN



ROOM OCCUPANCY INFO
OFFICE 124/100=2
TOTAL # OF OCC.
IBC OCC AREA
ROOM SIZE (SF)

EGRESS DOOR SYMBOL

94
165
REQUIRED # OF PEOPLE
NFPA 2018 ALLOWABLE
(0.20" PER PERSON)

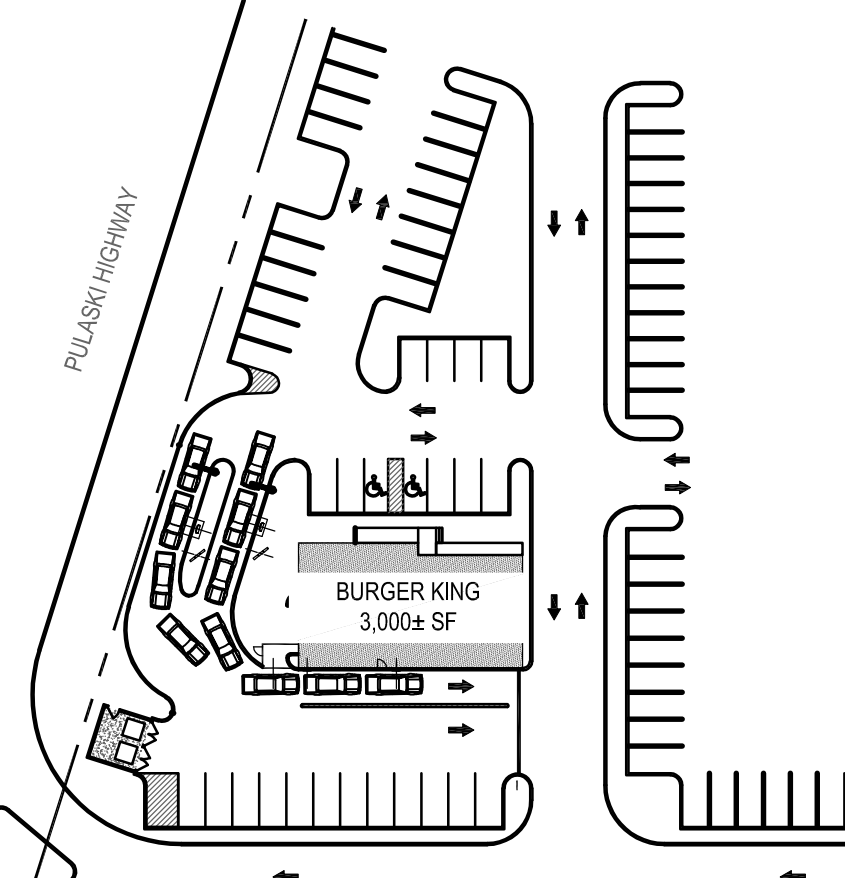
EGRESS PATH SYMBOL

4
PATH OF EGRESS
OF OCCUPANTS FROM EACH SPACE

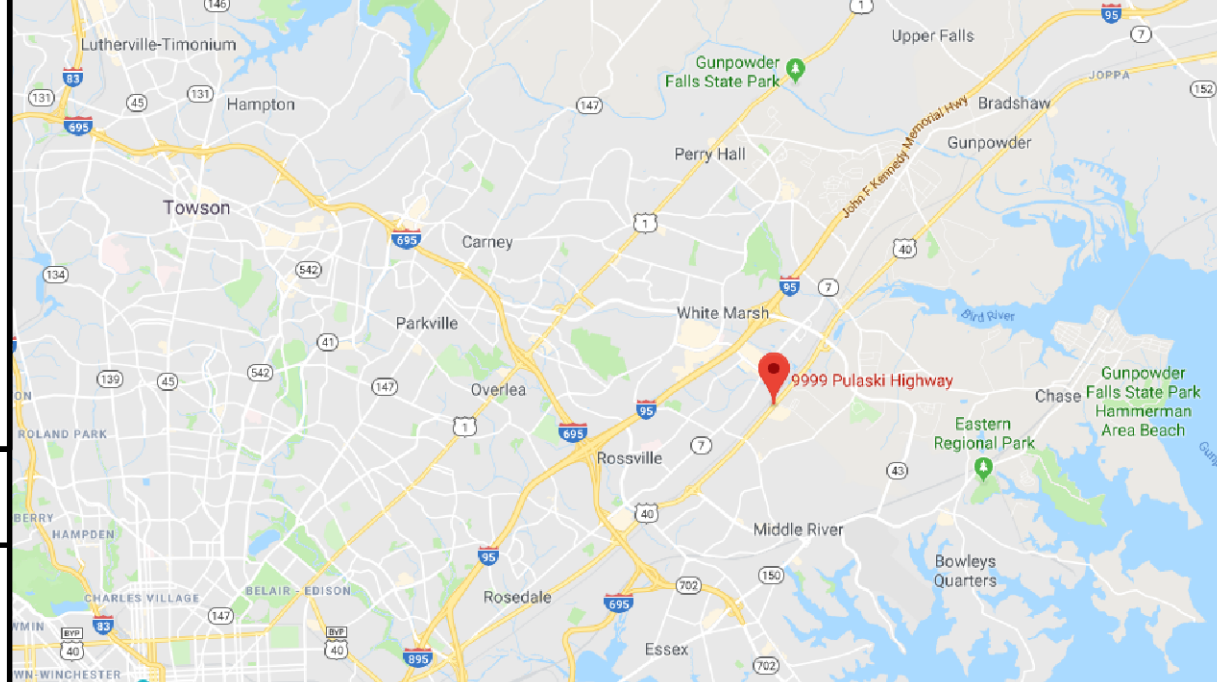
NOTES:

- THE EGRESS CAPACITY OF 3'-0" SINGLE DOORS HAVE BEEN CALCULATED USING 33" AS AN ACTUAL CLEAR WIDTH
33"x0.20" = 165 PERSONS
- THE EGRESS CAPACITY OF 3'-8" SINGLE DOORS HAVE BEEN CALCULATED USING 41" AS AN ACTUAL CLEAR WIDTH.
41"x0.20" = 205 PERSONS
- THE EGRESS CAPACITY OF 6'-0" DOUBLE DOORS HAVE BEEN CALCULATED USING 67.25" AS AN ACTUAL CLEAR WIDTH.
67.25"x0.20" = 336 PERSONS
- ALL OF THE ABOVE CALCULATIONS ARE BASED ON NFPA 2015

LOCATION MAP



VICINITY MAP



APPLICABLE CODES

ALL WORK ASSOCIATED WITH THIS PROJECT SHALL COMPLY WITH THE FOLLOWING AS AMENDED BY HARFORD COUNTY AND THE STATE OF MARYLAND. GENERAL CONTRACTOR AND ALL SUBCONTRACTORS & MATERIAL VENDORS SHALL COMPLY WITH CODES IDENTIFIED IN THIS CODE REVIEW.

- | | |
|--|--|
| 1. BUILDING CODE - | 2015 INTERNATIONAL BUILDING CODE |
| 2. EXISTING BUILDING CODE - | 2015 INTERNATIONAL EXISTING BUILDING CODE |
| 3. ENERGY CODE - | 2015 INTERNATIONAL ENERGY CODE |
| 4. FIRE PROTECTION CODE - | 2015 EDITION NFPA 1 |
| 5. LIFE SAFETY CODE - | 2015 NFPA 101 |
| 6. ACCESSIBILITY - | 2010 ADA STANDARDS FOR ACCESSIBILITY DESIGN
MARYLAND ACCESSIBILITY CODE, COMAR 05.02.02,
ICC A117.1 - 2009 |
| 7. MECHANICAL - | 2015 INTERNATIONAL MECHANICAL CODE |
| 8. PLUMBING - | 2015 INTERNATIONAL PLUMBING CODE |
| | 2015 INTERNATIONAL FUEL GAS CODE |
| 9. ELECTRICAL - | 2017 NATIONAL ELECTRICAL CODE |
| 11. FIRE ALARM CODE - | 2013 NFPA 72 NATIONAL FIRE ALARM CODE |
| 12. AUTOMATIC SPRINKLER SYSTEMS CODE - | 2013 NFPA 13 |

GENERAL NOTE

- ALL PLAN DIMENSIONS ARE TO FACE OF GWB OR EXISTING SHELL, VERIFY IN FIELD.
- CONTRACTOR TO VERIFY ALL DIMENSIONS PRIOR TO COMMENCEMENT TO CONSTRUCTION, AND NOTIFY ARCHITECT OF ANY DISCREPANCIES.
- DO NOT SCALE DRAWINGS. USE WRITTEN DIMENSIONS ONLY.
- ALL DIMENSIONS, NOTES, FINISHES AND FIXTURES SHOWN ON TYPICAL FLOOR PLANS, SECTIONS, OR DETAILS SHALL APPLY TO ALL SIMILAR, SYMMETRICAL OR OPPOSITE HAND PLANS, SECTIONS OR DETAILS.
- ALL DOOR JAMBS SHALL BE LOCATED 2" FROM INTERSECTING WALL, UNLESS NOTED OTHERWISE.
- CONTRACTOR TO PROVIDE AND INSTALL EXIT SIGNS AND EMERGENCY LIGHTING AS REQUIRED BY APPLICABLE CODES. COORDINATE WITH ELECTRICAL DRAWINGS.
- GENERAL CONTRACTOR TO VERIFY ALL EXISTING UTILITIES.
 - GAS SERVICE
 - DOMESTIC WATER
 - SERVICE SANITARY
 - SEWER SERVICE
 - ELECTRIC POWER SOURCE
- COORDINATE WITH ALL EXISTING AND PROPOSED FLOOR WALL AND ROOF PENETRATIONS.
- COORDINATE ALL NEW WORK WITH EXISTING CONDITIONS AND LANDLORD WORK.

BY					
REVISION					
DATE					
NO.					

WHITNEY BAILEY COX & MAGNANI LLC
300 East Joppa Road, Suite 200
Annapolis, MD 21403
410.512.4500 www.wbcm.com

WBCM
Designing Infrastructure for Tomorrow®

I hereby certify that these documents were prepared or approved by me, and that I am a duly licensed professional architect under the laws of the State of Maryland.

License #6140 Expiration Date: 08/21/2022

COVERSHEET, CODE ANALYSIS, ABBREVIATIONS & SYMBOLS

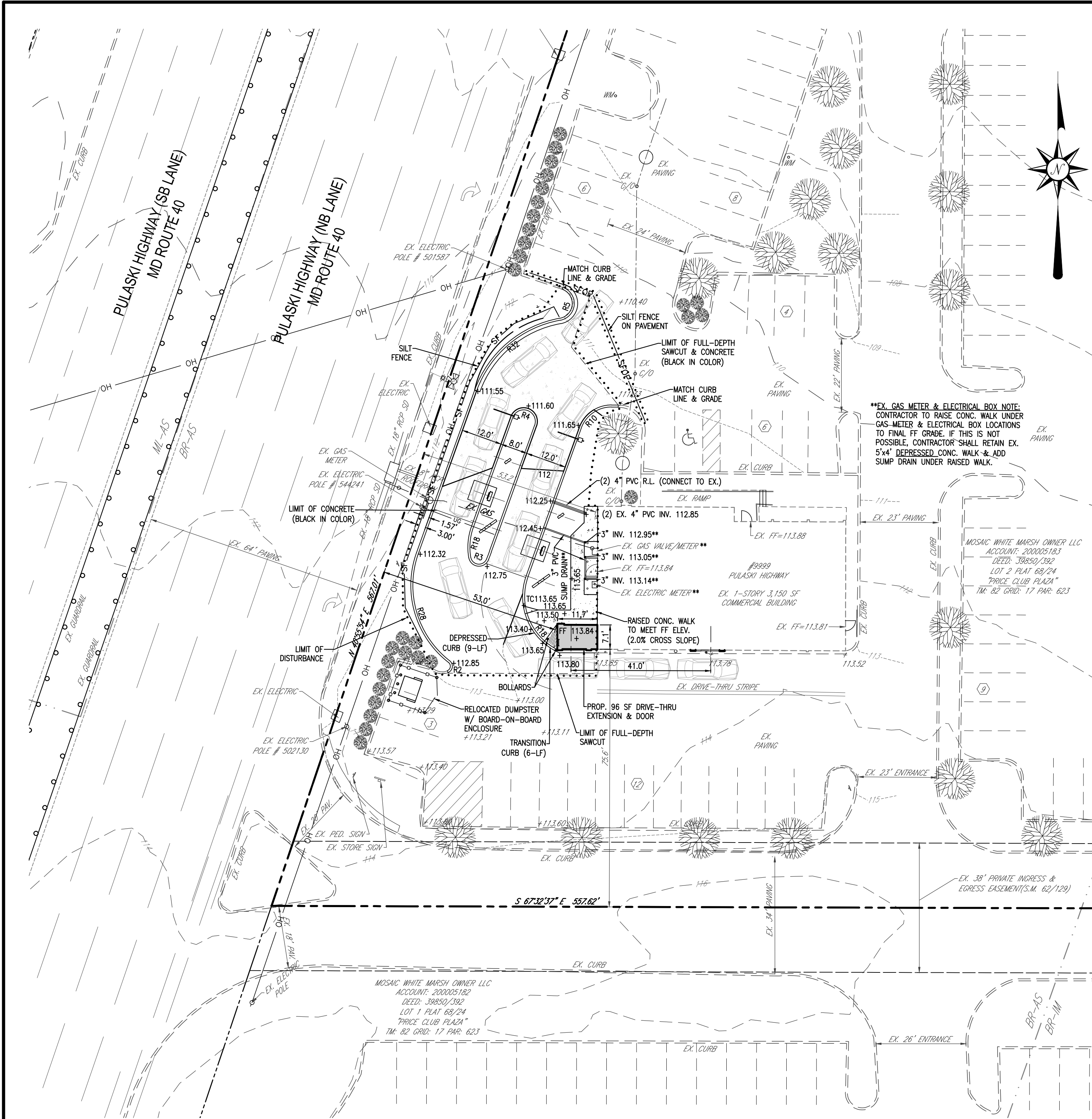
ALTERATIONS - BURGER KING # 7311

BURGERS OF BALTIMORE
9999 PULASKI HIGHWAY
MIDDLE RIVER, MD 21220

DESIGNED:	JMM
DRAWN:	JMM
CHECKED:	SCB
SCALE:	1/4"= 1'-0"
DATE:	04/21/2021
PROJECT:	2018.0375.03.0
DRAWING:	

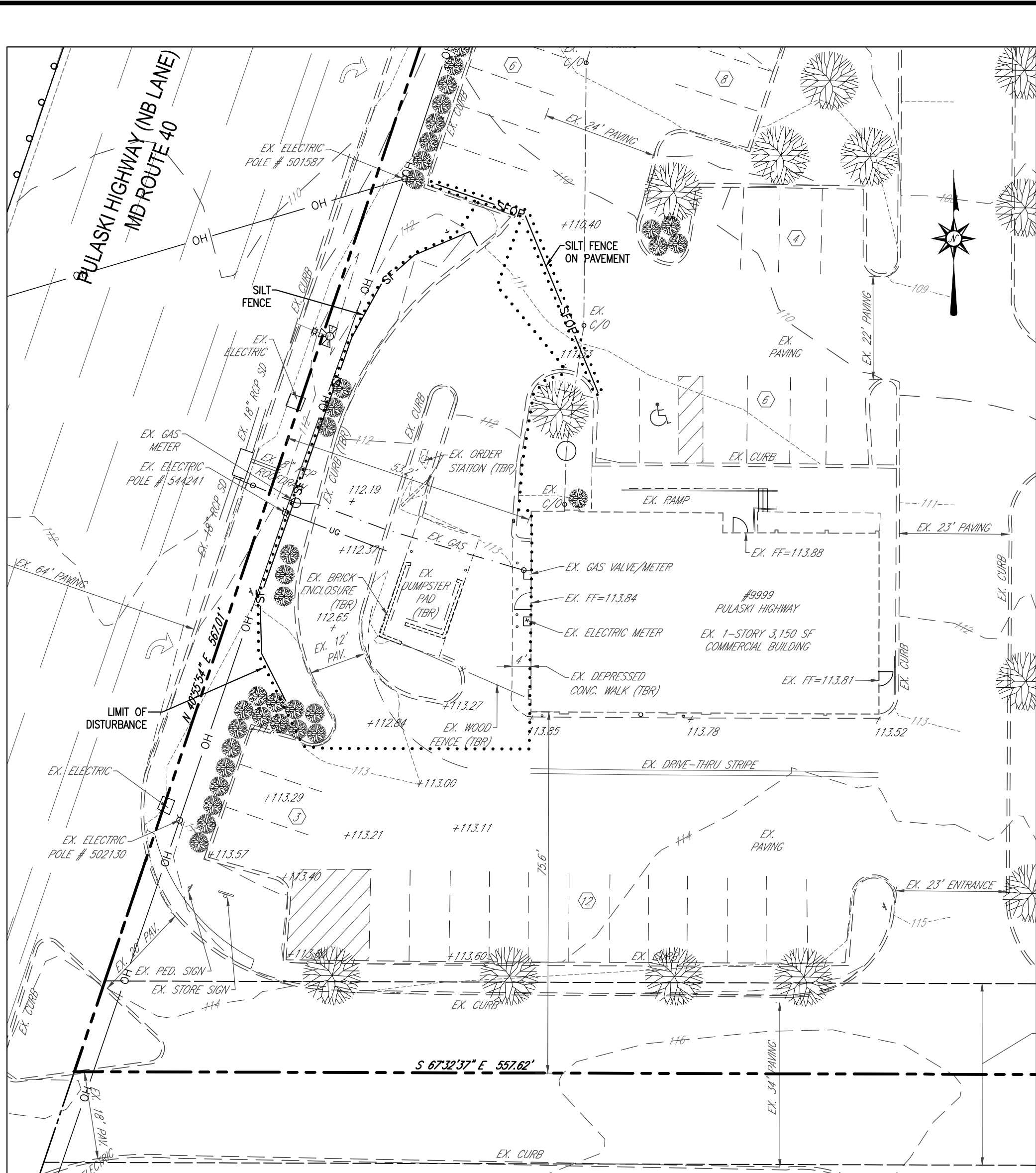
04-21-2021 PERMIT SUBMISSION

G101



PROPOSED CONDITION PLAN VIEW

SCALE: 1" = 20'



EXISTING CONDITION PLAN VIEW

SCALE: 1" = 20'

DISTURBED AREA:

4,820 Sq.Ft. or 0.11 Ac.±



BURGER KING CORP. FRANCHISEE:
BURGERS OF BALTIMORE, LLC
811 KENSINGTON FARM COURT
FOREST HILL, MARYLAND 21050
PHONE: 410-893-1763



CONTACT

RICHARDSON ENGINEERING, LLC
30 EAST PADONIA ROAD
SUITE 500
TIMONIUM, MD 21093
ATTN: RICK RICHARDSON
PHONE: (410) 560-1502 x112

OWNER


MOSAIC WHITE MARSH
OWNER LLC
2800 QUARRY LAKE DRIVE
SUITE 360
BALTIMORE MD 21209

DEVELOPER / APPLICANT

BURGERS OF BALTIMORE, LLC
811 KENSINGTON FARM COURT
FOREST HILL, MARYLAND 21050
ATTN: GARY EDWARDS
PHONE: (410) 893-1763

DESIGN AND DRAWINGS ARE BASED ON MARYLAND
COORDINATE SYSTEM (MCS).
HORIZONTAL - NAD 83/(2011)
VERTICAL - NAVD 88

PROFESSIONAL CERTIFICATION:
I HEREBY CERTIFY THAT THESE DOCUMENTS WERE PREPARED OR
APPROVED BY ME, AND THAT I AM A DULY LICENSED PROFESSIONAL
ENGINEER UNDER THE LAWS OF THE STATE OF MARYLAND, LICENSE
NUMBER 16597, EXPIRATION DATE: 08-15-2021



Richardson Engineering, LLC

30 East Padonia Road, Suite 500
Timonium, Maryland 21093
Phone: 410-560-1502 Fax: 443-901-1208

PLAN TO ACCOMPANY BUILDING PERMIT FOR

BURGER KING
(STORE #7311)

9999 PULASKI HIGHWAY
BALTIMORE, MD

BALTIMORE COUNTY
15th ELECTION DISTRICT

MARYLAND
6th COUNCILMANIC DISTRICT

REVISIONS

DRAWN BY:
BTK

CHECKED BY:
PCR

SCALE:
1" = 20'

DATE:
06/01/20

JOB NO.:
19201

SHEET NO.:
01 OF 01

GENERAL NOTES

1. SITE AREA:
GROSS AREA= 252,210 SQ.FT. OR 5.79 AC±
NET AREA= 252,210 SQ. FT. OR 5.79 AC±
2. DEED REFERENCE: 39850/392
3. TAX ACCOUNT NO. 2200005183
10. TAX MAP 82, GRID 17, PARCEL 623, LOT 01
11. PLAT REFERENCE: 68/24 "PRICE CLUB PLAZA"
12. ELECTION DISTRICT: 15
13. COUNCILMANIC DISTRICT: 6
14. REGIONAL PLANNING DISTRICT: WINDLESS
15. CENSUS TRACT: 4517.01
16. WATERSHED: BIRD RIVER
17. ZONING: BR-AS & BR-IM (PER 200 SCALE ZONING MAP 082C2)
18. UTILITIES: EX. PUBLIC WATER
EX. PUBLIC SEWER
19. KEY SHEET: MSE
20. POSITION SHEET: 23NE32
21. PREVIOUS ZONING CASES:
1954-2847-X APPROVED 01/14/54; TO PERMIT ILLUMINATED POSTER PANEL SIGN (12'x25').
R-1954-3284 APPROVED 12/21/54; TO CHANGE RESIDENTIAL ZONE "A" TO COMMERCIAL ZONE "E".
1959-4605-X APPROVED 03/23/59; TO PERMIT THE LAND TO OPERATE A GASOLINE FILLING STATION.
1994-0058-A APPROVED 10/27/93; TO PERMIT 588 OFF-STREET PARKING SPACES IN LIEU OF REQUIRED 683, TO PERMIT A SIDE YARD SETBACK OF 17' IN LIEU OF 30'.
2011-0189-A APPROVED 02/14/11; TO PERMIT (5) WALL MOUNTED ENTERPRISE SIGNS ON MULTI-TENANT RETAIL BUILDING FOR A SEPARATE ENTITY.
2012-0152-A APPROVED 02/09/12; TO PERMIT (2) WALL MOUNTED ENTERPRISE SIGNS WITH SIGN FACE AREA OF 305 SF EACH, IN LIEU OF MAXIMUM 150 SF EACH.
22. NO KNOWN PERMITS ON FILE.
23. THERE ARE NO HISTORICAL FEATURES ON SITE, NOR IS THE SITE ITSELF HISTORIC.
24. ALL PROPOSED SIGNAGE SHALL CONFORM TO THE BALTIMORE COUNTY ZONING REGULATIONS (BCZR) SECTION 450.
25. THIS SITE IS NOT WITHIN AN AREA IDENTIFIED AS DEFICIENT ON THE BASIC SERVICES MAPS.
26. THIS SITE IS NOT WITHIN A FLOODPLAIN (CLASSIFIED AS FLOOD ZONE "X") PER PANEL 240010-1710-F.
27. BOUNDARY AND TOPOGRAPHIC INFORMATION SHOWN HEREON WAS PREPARED BY THOMPSON & ASSOCIATES INC. ON APRIL 7, 2020, AND ALSO TAKEN FROM COUNTY GIS TOPO.
28. SETBACKS: REQUIRED PROVIDED
FRONT 50' 52.5'
SIDE 30' 75.6', 434.3'
REAR 30' 389.5'
29. PARKING CALCULATIONS (FAST-FOOD RESTAURANT):
EXISTING
EXISTING = 39 SPACES (1 HANDICAP SPACE)
STACKING = 9 (3 BEHIND THE ORDER BOARD)
REQUIRED
STACKING = 7 (5 MUST BE BEHIND ORDER BOARD)
PROVIDED
EXISTING = 37 SPACES (1 HANDICAP SPACE)
STACKING = 12 SPACES (5 BEHIND ORDER BOARD)
30. THIS PLAN IS SUBJECT TO A BUILDING PERMIT SINCE THE LIMIT OF DISTURBANCE IS LESS THAN 5,000 SQ.FT.
31. LIMIT OF DISTURBANCE = 4,820 S.F.

STORMWATER MANAGEMENT NOTE

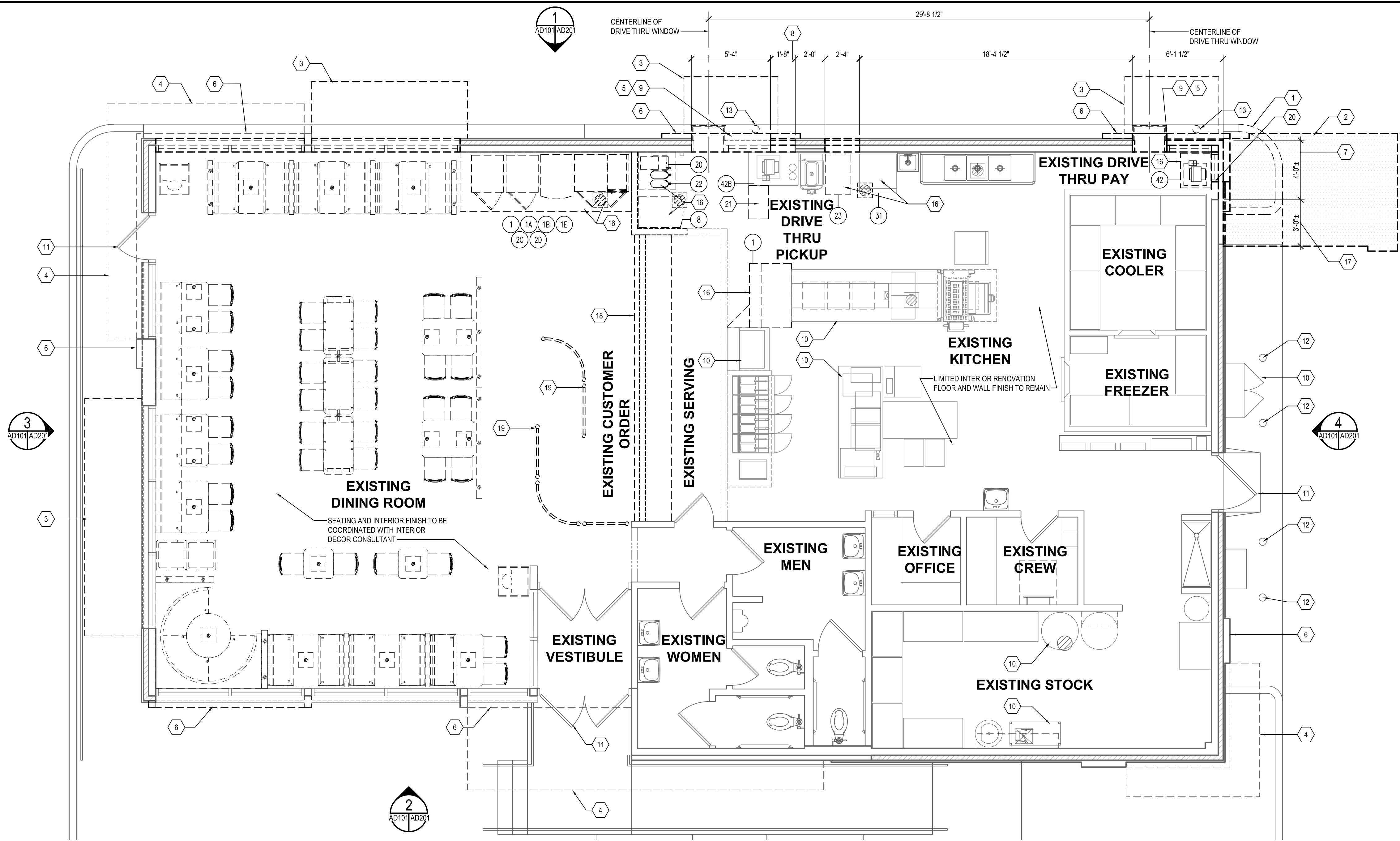
THE PROPOSED COMMERCIAL REDEVELOPMENT CONSISTS OF A 96 SF BUILDING ADDITION ONTO AN EXISTING BUILDING AND REDESIGN OF THE DRIVE-THRU TO ALLOW FOR (2) DRIVE-THRU LANES. THE TOTAL LIMIT OF DISTURBANCE (LOD) TO COMPLETE THE PROJECT IS 4,820 SF. AS A RESULT, THIS PROJECT WILL BE EXEMPT FROM STORMWATER MANAGEMENT REQUIREMENTS SINCE THE LOD IS LESS THAN 5,000 SF.

DAILY STABILIZATION NOTE

CONTRACTOR SHALL ONLY DISTURB THAT AREA WHICH CAN BE STABILIZED BY THE END OF THE WORK DAY. STABILIZATION SHALL BE AS FOLLOWS:

- 1) FOR PAVED AREAS, THE APPLICATION OF STONE BASE.
- 2) FOR VEGETATED AREAS:
 - a) PERMANENT SEED AND SOIL STABILIZATION MATTING OR SOD FOR ALL STEEP SLOPES, CHANNELS OR SWALES.
 - b) PERMANENT SEED AND MULCH FOR ALL OTHER AREAS. ANY AREAS WHICH CANNOT BE STABILIZED BY THE END OF EACH WORKING DAY MUST HAVE SILT FENCE INSTALLED ON THE DOWNSLOPE SIDE, OR STEEL PLATES FOR TRAFFIC AREAS.

NOTE:
THE CORRECTNESS OR COMPLETENESS OF EXISTING INFORMATION SHOWN ON THE DRAWINGS IS NOT WARRANTED OR GUARANTEED. THE CONTRACTOR SHALL VERIFY THE LOCATION OF UTILITIES AND UNDERGROUND FACILITIES, BY TEST PITS OR OTHER METHODS APPROVED BY THE OWNER'S REPRESENTATIVE, AS REQUIRED TO VERIFY EXACT LOCATIONS AND DEPTHS WITHIN THE LIMIT OF DISTURBANCE. ALL DISCREPANCIES BETWEEN INFORMATION SHOWN ON THE DRAWINGS AND THAT VERIFIED IN THE FIELD SHALL BE REPORTED TO THE OWNER'S REPRESENTATIVE PRIOR TO BEGINNING CONSTRUCTION.



1

AD101 | AD201

DEMOLITION - FLOOR PLAN

SCALE: 1/4" = 1'-0"

CAUTION:
IF THIS DRAWING IS A REDUCTION,
USE THE GRAPHIC SCALES.

1/4" = 1'-0"

0

1

4

6

8

12

CONSTRUCTION LEGEND	
	EXISTING PARTITION TO REMAIN.
	EXISTING WINDOW AND FRAME TO REMAIN.
	EXISTING DOOR AND FRAME TO REMAIN.
	EXISTING PARTITION TO BE DEMOLISHED.
	EXISTING WINDOW AND FRAME TO BE DEMOLISHED.
	EXISTING DOOR AND FRAME TO BE DEMOLISHED.

#	EQUIPMENT SCHEDULE			
ITEM #	QTY.	DESCRIPTION	SUPPLIED BY	INSTALLED BY
23		SHAKE MACHINE	EXISTING	RELOCATED
31		ICE MACHINE	EXISTING	TO REMAIN
42		CASHIER COUNTER	EXISTING	RELOCATED
42B		CASHIER COUNTER	EXISTING	ALTERED
46		SANDWICH WARM STATION	H&K	G.C.

GENERAL SHEET NOTES

1.

CONTRACTOR TO COORDINATE CONSTRUCTION AND CONTINUED OPERATIONS SCHEDULING WITH THE OWNER.

2.

CONTRACTOR TO COORDINATE SERVICE DISCONNECTS AND RECONNECTIONS WITH UTILITIES, SUBCONTRACTORS AND AUTHORITIES HAVING JURISDICTION.

3.

REPAIR AND PATCH DAMAGE TO BUILDING ENVELOPE WATERPROOFING BEFORE CONSTRUCTION PHASE.

4.

CONTRACTOR TO PROVIDE ALL TEMPORARY BARRIERS AND ENCLOSURES REQUIRED TO MAINTAIN A WEATHER TIGHT BUILDING. COORDINATE CONTINUOUS ACCESS FOR OPERATION WITH OWNER.

5.

CONTRACTOR TO NOTIFY ARCHITECT OF ANY VARIATION OF EXISTING CONDITIONS TO INFORMATION PROVIDED ON THE DRAWINGS. NOTIFY ARCHITECT OF ANY STRUCTURAL DEFICIENCIES FOUND IN THE FIELD.

6.

ALL DEMOLITION WORK SHALL COMPLY WITH IBC 2018 REQUIREMENTS.

7.

REMOVE ALL BUILDING COMPONENTS IN WHOLE CONDITION IF POSSIBLE AND DEMOLITION DEBRIS FROM BUILDING. STORE, PROTECT AND DISPOSE AS PER USGBG, COMMERCIAL INTERIORS V2.0 MR2.1 CRITERIA FOR HANDLING & DISPOSAL OF CONSTRUCTION WASTE.

8.

USE CARE DURING DEMOLITION WORK TO PREVENT DAMAGE TO EXISTING BUILDING COMPONENTS TO REMAIN.

9.

GENERAL CONTRACTOR TO COORDINATE DEMOLITION OF ALL TRADES.

SHEET KEYNOTES

1.

EXISTING CURB AND PAVEMENT TO BE REMOVED, SEE CIVIL DRAWINGS.

2.

EXISTING CURB AND PAVEMENT TO BE REMOVED AND PREPARED FOR NEW BUILDING ADDITION.

3.

EXISTING CANOPY AND SUPPORTS ABOVE TO BE DEMOLISHED.

4.

EXISTING CANOPY ABOVE TO BE REMOVED, STORED ON SITE AND REINSTALLED DURING CONSTRUCTION PHASE.

5.

EXISTING BRICK VENEER AND WALL TIES TO BE REMOVED WITH CARE NOT TO DAMAGE EXISTING WATER PROOFING AND PLYWOOD SHEAR WALL TO REMAIN.

6.

EXISTING EIFS FINISH TO BE REMOVED WITH CARE NOT TO DAMAGE PLYWOOD SHEAR WALL AND WATERPROOFING TO REMAIN.

7.

SAW CUT AND REMOVE PORTION OF EXISTING EIFS FINISH ON STUD WALL. DEMOLISH WITH CARE NOT TO DAMAGE EXISTING WALK-IN COOLER, ROOF SUPPORT COLUMN, FOOTINGS AND CONCRETE SLAB TO REMAIN.

8.

ENLARGE EXISTING OPENING FOR PROPOSED DRIVE THRU WINDOW.

9.

EXISTING DRIVE THRU WINDOWS TO BE DEMOLISHED

10.

EXISTING EQUIPMENT TO REMAIN.

11.

EXISTING DOOR AND FRAME TO REMAIN.

12.

EXISTING CONCRETE FILLED STEEL BOLLARD TO REMAIN.

13.

EXISTING CONCRETE FILLED STEEL BOLLARD TO BE DEMOLISHED.

14.

EXISTING MENU BOARD, FOUNDATION AND UTILITIES TO BE DEMOLISHED.

15.

EXISTING ORDER BOARD, FOUNDATION AND UTILITIES TO BE DEMOLISHED.

16.

EXISTING EQUIPMENT TO BE RELOCATED WITHIN KITCHEN OR REPLACED IN KIND BY OWNER.

17.

EXISTING PORTION OF BRICK WALL TO BE DEMOLISHED WITH CARE NOT TO DAMAGE SHEAR WALL AND ADJACENT COOLER. CONTRACTOR TO PROVIDE ADDITIONAL BLOCKING AT NEW BUILDING ADDITION, REFER TO STRUCTURAL DRAWINGS.

18.

EXISTING COUNTER TO BE DEMOLISHED.

19.

EXISTING RAILS TO BE DEMOLISHED WITH CARE NOT TO DAMAGE FLOOR.

20.

ENLARGE EXISTING WINDOW OPENING FOR NEW PROPOSED OPENING.

21.

DEMOLISH AND REMOVE PORTION OF COUNTER TO ALLOW FOR SHAKE MACHINE TO BE REINSTALLED.

BY

REVISION

DATE

NO.

WHITNEY BAILEY COX & MAGNANI, LLC
300 East Joppa Road, Suite 200
Joppa, MD 21091
410.512.4500 www.wbcm.com

WBCM

Designing Infrastructure for Tomorrow®

I hereby certify that these documents were prepared or approved by me, and that I am a duly licensed professional architect under the laws of the State of Maryland.

License #6140 Expiration Date: 08/21/2022

DEMOLITION FLOOR PLAN

ALTERATIONS - BURGER KING # 7311

BURGERS OF BALTIMORE
9999 PULASKI HIGHWAY
MIDDLE RIVER, MD 21220

DESIGNED: JMM

DRAWN: JMM

CHECKED: SCB

SCALE: 1/4" = 1'-0"

DATE: 04/21/2021

PROJECT: 2018.0375.03.0

DRAWING:

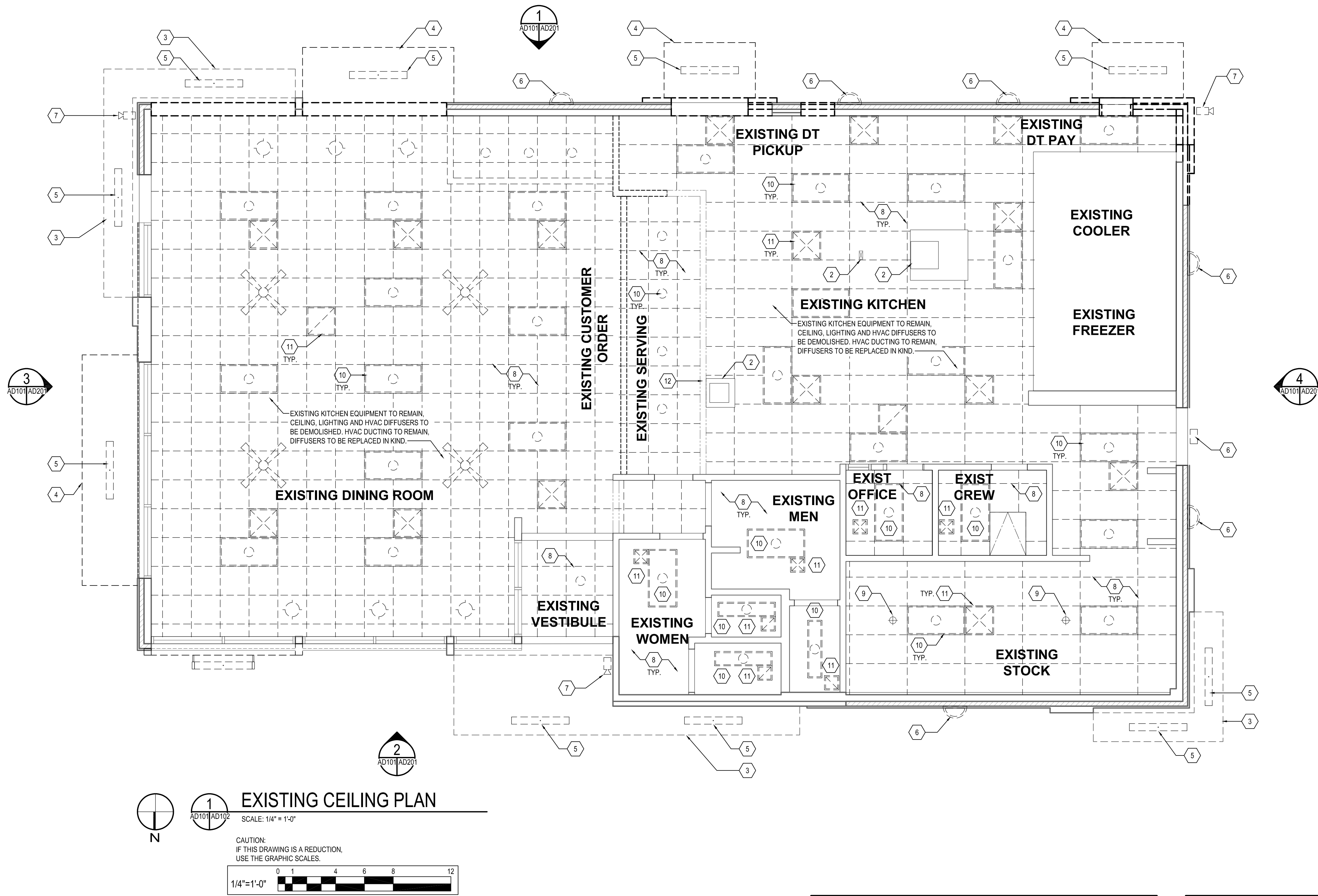
AD101

Apr 22, 2021 - 4:23pm User: jmm

P:\2018\18037503\Drawings\01-Arch\2018037503 - AD101 - Demo Floor Plan.dwg

04-21-2021 PERMIT SUBMISSION

© WBCM 2021



- ### GENERAL SHEET NOTES
- ALL DIMENSIONS SHOWN ON REFLECTED CEILING PLAN ARE FROM FACE OF WALL FINISH UNLESS NOTED OTHERWISE.
 - THE REFERENCE HEIGHTS INDICATED ON PLAN ARE FROM FINISH FLOOR (F.F.)
 - CONTRACTOR SHALL VERIFY FIXTURE QUANTITIES AND ALSO MAKE PROPER ADJUSTMENTS FOR ANY CHANGES IN PLAN DUE TO ADDITIONAL REQUIREMENTS, LOCAL CODES, ETC.
 - FOR H.V.A.C. PLAN, SECTIONS, DUCT LOCATIONS, SUPPLY AND RETURN GRILLE SIZES AND ADDITIONAL INFORMATION, REFER TO MECHANICAL DRAWINGS.
 - ALL FIXTURES SHALL BE LOCATED IN THE CENTER OF CEILING TILES UNLESS NOTED OTHERWISE.
 - REFER TO ELECTRICAL DRAWINGS AND SCHEDULE FOR LIGHTING LAYOUT REQUIREMENTS AND ADDITIONAL INFORMATION.
 - REFER TO FINISH SCHEDULE AND DIRECTORY OF MANUFACTURERS AND SUPPLIERS SCHEDULE FOR FINISH SPECIFICATIONS.

- ### SHEET KEYNOTES
- EXISTING CEILING SYSTEM, LIGHTING AND HVAC DIFFUSERS TO REMAIN.
 - EXISTING STAINLESS STEEL FRYER, BROILER HOODS AND ELECTRICAL KITCHEN EQUIPMENT CHASE TO REMAIN.
 - EXISTING PRE FABRICATED CANOPY TO BE REMOVED, STORED ON SITE AND REINSTALLED AFTER NEW EXTERIOR WALL FINISHED WERE INSTALLED.
 - EXISTING CANOPY AND SUPPORTS TO BE REMOVED WITH CARE NOT TO DAMAGE EXISTING WALL FINISH TO REMAIN.
 - EXISTING EXTERIOR CANOPY LIGHTING TO BE DEMOLISHED. EXISTING POWER TO REMAIN, TO BE REUSED FOR NEW LIGHTING TO BE INSTALLED. REFER TO ELECTRICAL DRAWINGS.
 - EXISTING EXTERIOR WALL MOUNTED BUILDING LIGHTING TO BE DEMOLISHED. EXISTING POWER TO BE REMAIN, TO BE REUSED FOR NEW LIGHTING TO BE INSTALLED. REFER TO ELECTRICAL DRAWINGS.
 - EXISTING WALL MOUNTED CAMERA TO BE REMOVED WITH CARE, NOT TO DAMAGE EXISTING EXTERIOR WALL FINISHED TO REMAIN.
 - EXISTING CEILING SYSTEM TO BE DEMOLISHED WITH CARE NOT TO DAMAGE EXISTING EQUIPMENT TO REMAIN.
 - EXISTING SPRINKLER HEADS TO REMAIN.
 - EXISTING INTERIOR LIGHTING TO BE DEMOLISHED. EXISTING POWER TO BE REMAIN, TO BE REUSED FOR NEW LIGHTING TO BE INSTALLED. REFER TO ELECTRICAL DRAWINGS.
 - EXISTING MECHANICAL SUPPLY AND EXHAUST DIFFUSERS TO BE DEMOLISHED WITH CARE NOT TO DAMAGE EXISTING HVAC DUCTS TO REMAIN. REFER TO MECHANICAL DRAWINGS.
 - EXISTING SURFACE MOUNTED MENU BOARD TO REMAIN.

NO.	DATE	REVISION	BY

WHITNEY BAILEY COX & MAGNANI, LLC
300 East Joppa Road, Suite 200
Annapolis, MD 21403
410.512.4500 www.wbcm.com

WBCM
Designing Infrastructure for Tomorrow®

I hereby certify that these documents were prepared or approved by me, and that I am a duly licensed professional architect under the laws of the State of Maryland.

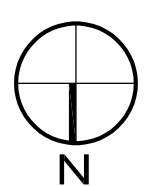
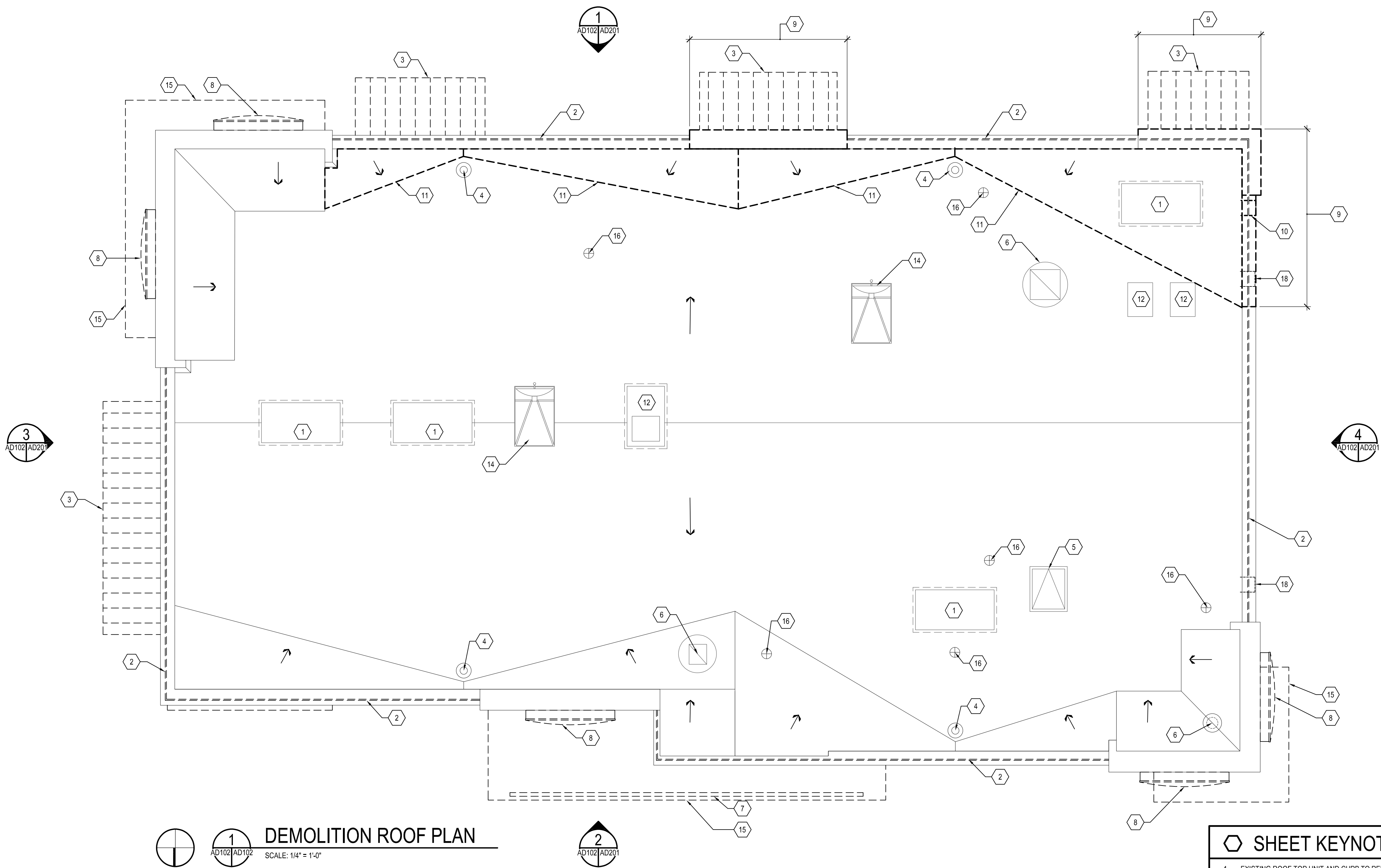
License #6140 Expiration Date: 08/21/2022

EXISTING REFLECTED CEILING PLAN

ALTERATIONS - BURGER KING # 7311
BURGERS OF BALTIMORE
9909 PULASKI HIGHWAY
MIDDLE RIVER, MD 21220

DESIGNED:	JMM
DRAWN:	JMM
CHECKED:	SCB
SCALE:	1/4" = 1'-0"
DATE:	04/21/2021
PROJECT:	2018.0375.03.0
DRAWING:	

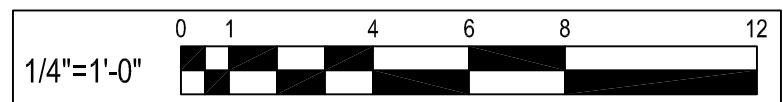
AD102



DEMOLITION ROOF PLAN

SCALE: 1/4" = 1'-0"

CAUTION:
IF THIS DRAWING IS A REDUCTION,
USE THE GRAPHIC SCALES.



SHEET KEYNOTES

- EXISTING ROOF TOP UNIT AND CURB TO REMAIN.
- REMOVE LIGHT BANDING AND ASSOCIATED COPING WITH CARE, EXISTING PARAPET WALL TO REMAIN.
- REMOVE EXISTING WALL MOUNTED CANOPY AND ASSOCIATED STRUCTURE.
- EXISTING ROOF DRAIN & RAIN LEADERS TO REMAIN, EXISTING STRAINER CLAMP AND BOWL TO BE ADJUSTED AS NEEDED DURING NEW CONSTRUCTION.
- EXISTING ROOF SCUTTLE AND CURB TO REMAIN.
- EXISTING EXHAUST FAN AND CURB TO REMAIN.
- EXISTING SIGNAGE TO BE DEMOLISHED WITH CARE NOT TO DAMAGE EXISTING CANOPY TO REMAIN.
- EXISTING SIGNAGE TO BE REMOVED WITH CARE, SALVAGED AND STORED ON SITE. SIGNAGE TO BE REINSTALLED DURING CONSTRUCTION PHASE.
- PORTION OF EXISTING ROOF PARAPET TO BE DEMOLISHED DOWN TO EXISTING TOP OF ROOF DECK AND WOOD TRUSS TO REMAIN.
- EXISTING PARAPET SCUPPER TO BE DEMOLISHED AND RELOCATED.
- PORTION OF EXISTING ROOF MEMBRANE, CRICKETS AND FLASHING TO BE DEMOLISHED, EXISTING ROOF INSULATION, PLYWOOD AND TRUSS FRAMING TO REMAIN, GENERAL CONTRACTOR TO VERIFY AND REPLACE DAMAGED PLYWOOD AND INSULATION AS NECESSARY TO PREPARE SUBSTRATE FOR NEW ROOF MEMBRANE.
- EXISTING EQUIPMENT TO REMAIN.
- EXISTING WALL MOUNTED METAL VENT TO BE REMOVED, PROVIDE BLOCKING AND PLYWOOD SUBSTRATE FLUSH WITH ADJACENT PARAPET WALL. PATCH AND REPAIR WITH ADJACENT ROOF MEMBRANE.
- EXISTING SATELLITE EQUIPMENT TO REMAIN.
- EXISTING CANOPY TO BE REMOVED AND SALVAGED ON SITE TO BE REINSTALLED IN CONSTRUCTION PHASE.
- EXISTING ROOF VENT TO REMAIN.
- NOT USED.
- SAW CUT TO ALLOW FOR NEW SCUPPERS TO BE INSTALLED. REFER TO 7/A104.

NO.	DATE	REVISION	BY

WHITNEY BAILEY COX & MAGNANI, LLC
300 East Joppa Road, Suite 200
Joppa, MD 21091
410.512.4500 www.wbcm.com

WBCM
Designing Infrastructure for Tomorrow®

I hereby certify that these documents were prepared or approved by me, and that I am a duly licensed professional architect under the laws of the State of Maryland.

License #6140 Expiration Date: 08/21/2022

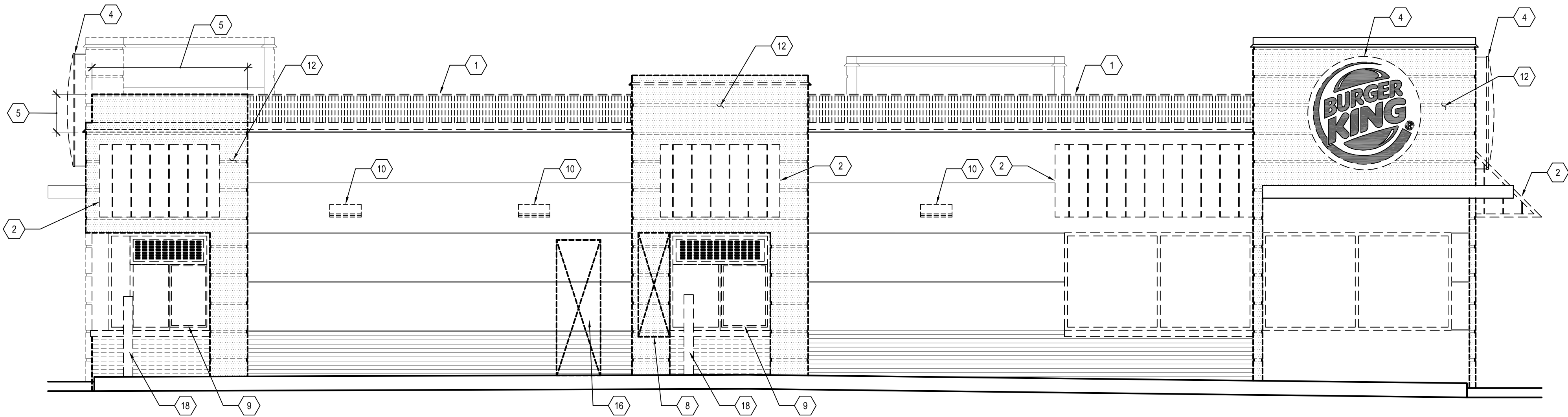
DEMOLITION ROOF PLAN

ALTERATIONS - BURGER KING # 7311
BURGERS OF BALTIMORE
9999 PULASKI HIGHWAY
MIDDLE RIVER, MD 21220

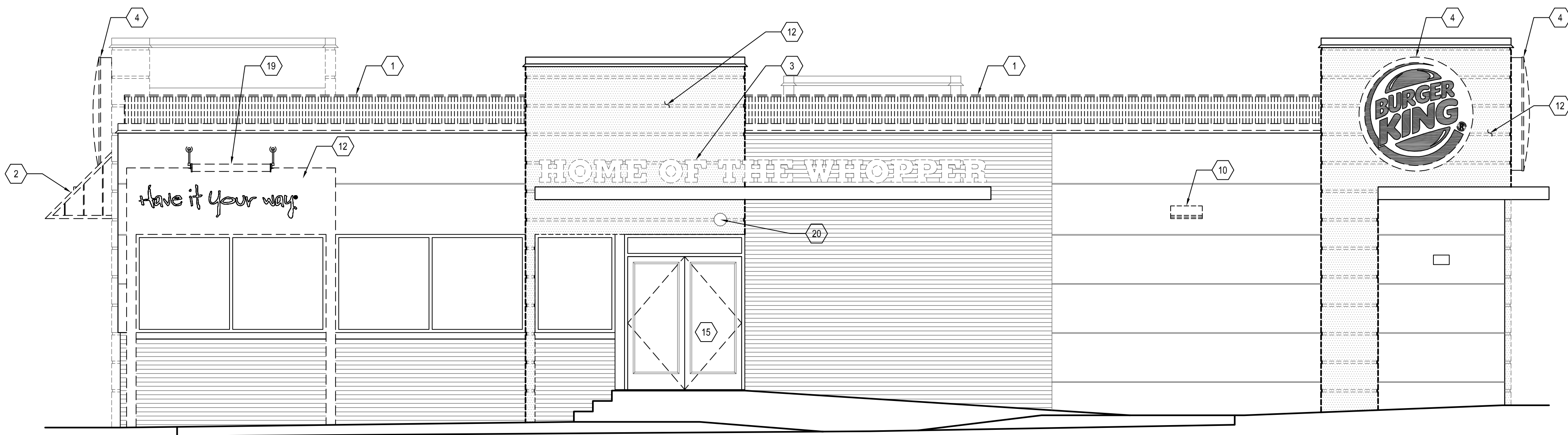
DESIGNED:	JMM
DRAWN:	JMM
CHECKED:	SCB
SCALE:	1/4" = 1'-0"
DATE:	04/21/2021
PROJECT:	2018.0375.03.0
DRAWING:	

AD103

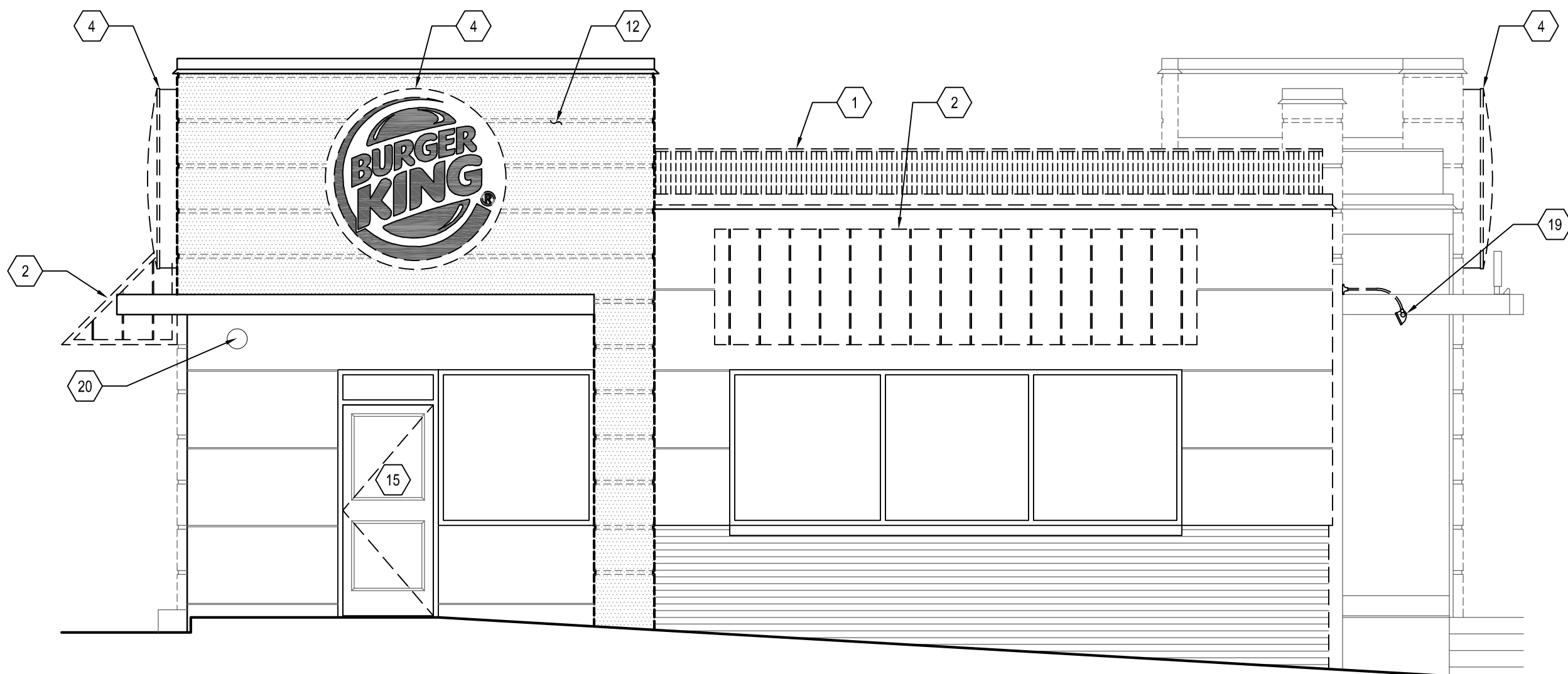
04-21-2021 PERMIT SUBMISSION



1 DRIVE-THRU ELEVATION
AD101 AD201 SCALE: 1/4" = 1'-0"

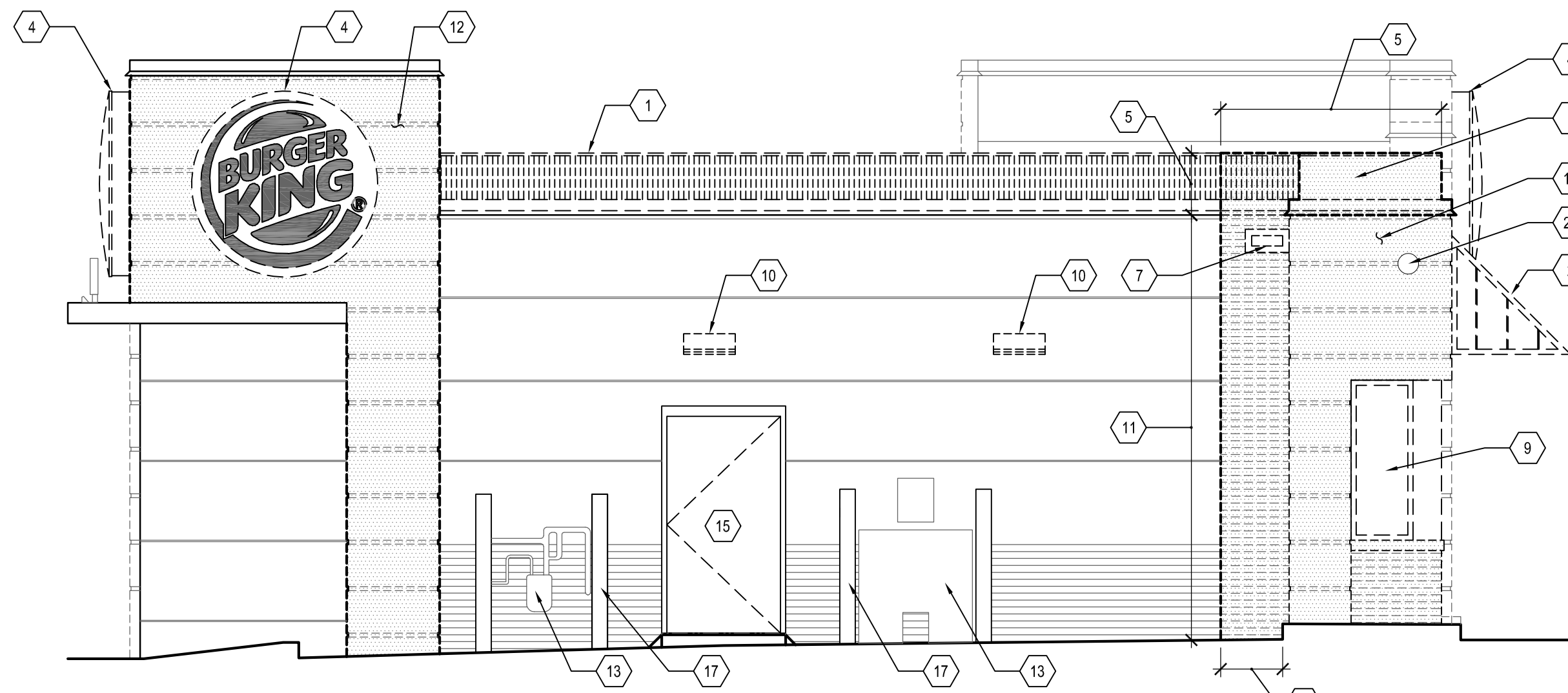


2 MAIN ENTRANCE ELEVATION
AD101 AD201 SCALE: 1/4" = 1'-0"



3 FRONT ELEVATION
AD101 AD201 SCALE: 1/4" = 1'-0"

EXISTING BUILDING ELEVATIONS PROVIDED FOR
CONTRACTOR INFORMATIONAL REFERENCE ONLY.



4 BACK ELEVATION
AD101 AD201 SCALE: 1/4" = 1'-0"

SHEET KEYNOTES

1. REMOVE EXISTING LIGHT BANDING AND ASSOCIATED COPING WITH CARE. EXISTING PARAPET WALL TO REMAIN. EXISTING POWER TO REMAIN FOR USE IN CONSTRUCTION PHASE.
2. REMOVE EXISTING WALL MOUNTED CANOPY AND ASSOCIATED STRUCTURE.
3. EXISTING SIGNAGE TO BE DEMOLISHED WITH CARE NOT TO DAMAGE EXISTING CANOPY TO REMAIN.
4. EXISTING SIGNAGE TO BE REMOVED WITH CARE, SALVAGED AND STORED ON SITE. SIGNAGE TO BE REINSTALLED DURING CONSTRUCTION PHASE.
5. PORTION OF EXISTING ROOF PARAPET TO BE DEMOLISHED DOWN TO EXISTING TOP OF ROOF DECK AND WOOD TRUSS TO REMAIN.
6. EXISTING PARAPET SCUPPER TO REMAIN.
7. EXISTING PARAPET SCUPPER TO BE DEMOLISHED AND RELOCATED.
8. ENLARGE EXISTING OPENING FOR PROPOSED DRIVE THRU WINDOW.
9. EXISTING DRIVE THRU WINDOWS TO BE DEMOLISHED.
10. EXISTING WALL MOUNTED LIGHT FIXTURE TO REMAIN AND RETROFITTED FOR LED FIXTURES.
11. EXISTING BRICK VENEER AND SUPPORTS TO BE DEMOLISHED WITH CARE NOT TO DAMAGE ADJACENT PLYWOOD SHEAR WALL AND WATERPROOFING TO REMAIN.
12. EXISTING EIFS FINISH TO BE REMOVED WITH CARE NOT TO DAMAGE PLYWOOD SHEAR WALL AND WATERPROOFING TO REMAIN.
13. EXISTING EQUIPMENT TO REMAIN.
14. EXISTING LOUVER TO REMAIN.
15. EXISTING DOOR AND FRAME TO REMAIN.
16. SAW CUT AND REMOVE PORTION OF WALL AS SHOWN, TAKE CARE NOT TO DAMAGE EXISTING STRUCTURE TO REMAIN. PROVIDE NEW LINTEL SUPPORT AS NECESSARY FOR NEW DOOR OPENING.
17. EXISTING CONCRETE FILLED STEEL BOLLARD TO REMAIN.
18. EXISTING CONCRETE FILLED STEEL BOLLARD AND FOUNDATION TO BE DEMOLISHED.
19. EXISTING LIGHT FIXTURE AND ASSOCIATED POWER TO BE REMOVED.
20. EXISTING WALL MOUNTED CAMERA TO BE REMOVED WITH CARE, NOT TO DAMAGE EXISTING EXTERIOR WALL FINISH TO REMAIN.

BY	
REVISION	
DATE	
NO.	

WHITNEY BAILEY COX & MAGNANI, LLC
300 East Japan Road Suite 200
Annapolis, MD 21403
410.512.4500 www.wbcm.com

WBCM
Designing Infrastructure for Tomorrow®

I hereby certify that these documents were prepared or approved by me, and that I am a duly licensed professional architect under the laws of the State of Maryland.

License #6140 Expiration Date: 08/21/2022

EXISTING BUILDING ELEVATIONS

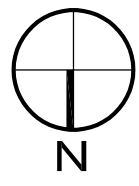
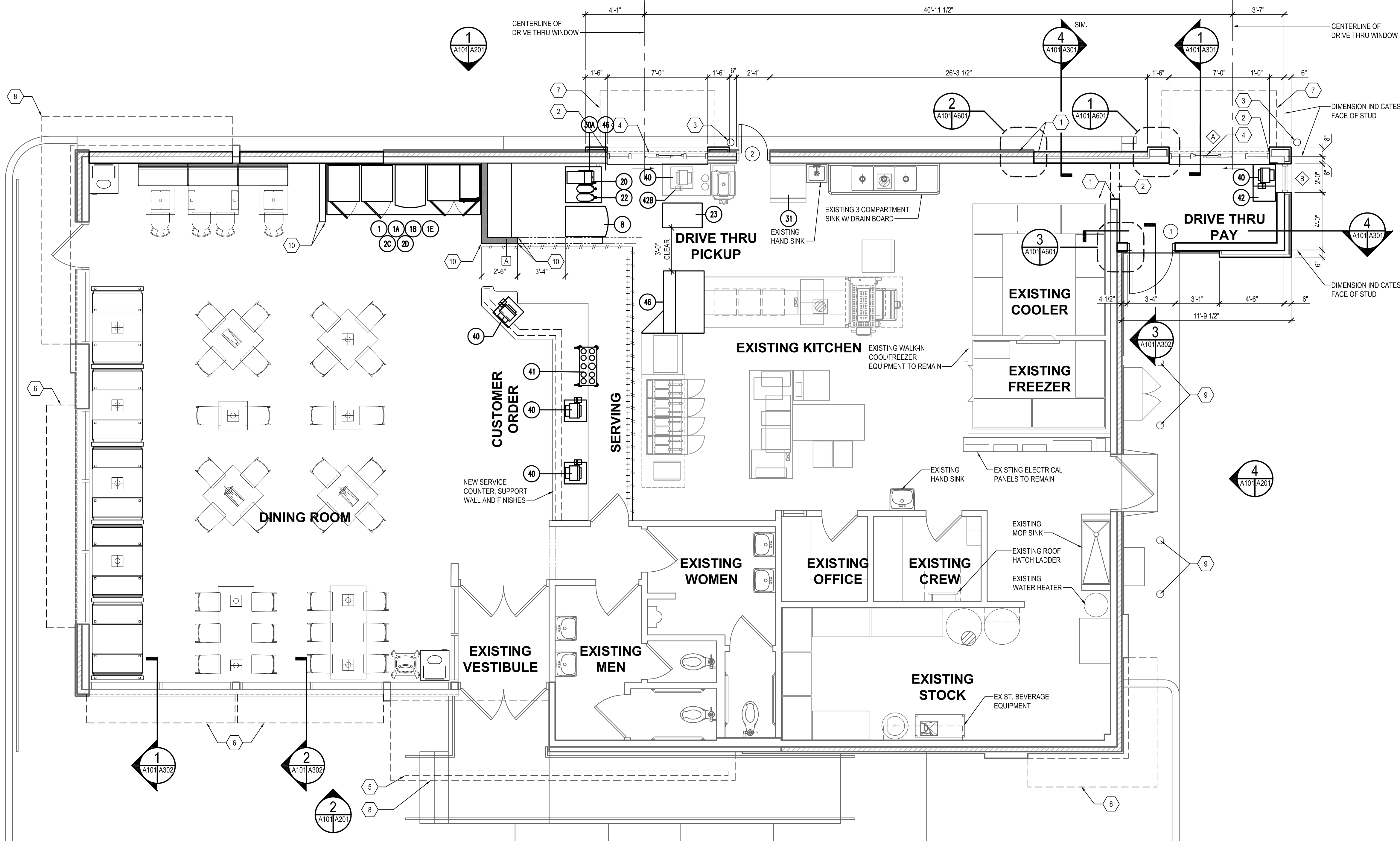
ALTERATIONS - BURGER KING # 7311

BURGERS OF BALTIMORE
9999 PULASKI HIGHWAY
MIDDLE RIVER, MD 21201

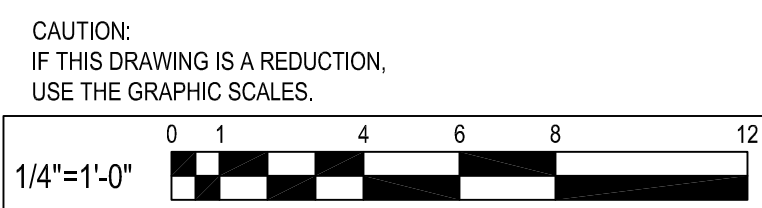
DESIGNED:	JMM
DRAWN:	JMM
CHECKED:	SCB
SCALE:	1/4" = 1'-0"
DATE:	04/21/2021
PROJECT:	2018.0375.03.0
DRAWING:	

AD201

04-21-2021 PERMIT SUBMISSION



NEW WORK - FLOOR PLAN
SCALE: 1/4" = 1'-0"

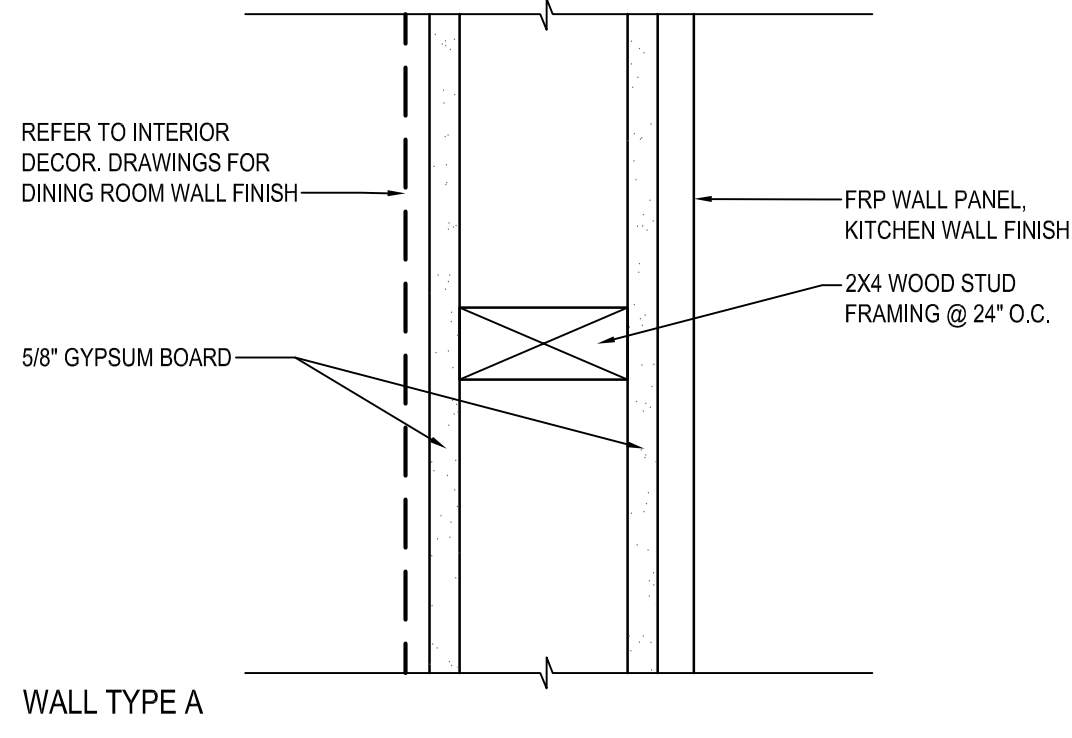


CONSTRUCTION LEGEND	
	EXISTING PARTITION TO REMAIN.
	EXISTING WINDOW AND FRAME TO REMAIN.
	EXISTING DOOR AND FRAME TO REMAIN.
	NEW PARTITION TO BE CONSTRUCTED.
	NEW WINDOW AND FRAME TO BE CONSTRUCTED.
	NEW DOOR AND FRAME TO BE CONSTRUCTED.

#	ITEM #	QTY.	DESCRIPTION	SUPPLIED BY	INSTALLED BY
	1		COKE FREESTYLE UNIT CABINETS		
	1A		COFFEE BREWER		
	1B		FROZEN COKE MACHINE		
	1E		KETCHUP PUMP		
	2		MICROWAVE OVENS		
	2C		LID/CONDIMENT DISPENSER, COUNTERTOP		
	2D		CONDIMENT DISPENSER, COUNTERTOP		
	7	1	SPECIALTY SANDWICH TABLE	EXISTING	RELOCATED
	8	1	CUP DISPENSER - SADDLE FICOKE FREESTYLE	EXISTING	RELOCATED
	9	1	WARMING CABINET	EXISTING	RELOCATED
	10	1	UNDERCOUNTER FREEZER	EXISTING	RELOCATED
	11	1	BUN TOASTER	EXISTING	RELOCATED
	14	3	FRY THAW RACK	EXISTING	RELOCATED
	19	1	AUXILIARY ICE & BEVERAGE STATION	EXISTING	RELOCATED
	20	1	COFFEE MAKER	EXISTING	RELOCATED
	22	1	TEA DISPENSER	EXISTING	RELOCATED
	23	1	SHAKE MACHINE	EXISTING	RELOCATED
	25	3	HAND SINK	EXISTING	RELOCATED
	30	1	EXPEDITING / CASHIER COUNTER	EXISTING	RELOCATED
	30A	1	BEVERAGE COUNTER	EXISTING	RELOCATED
	31	1	ICE MACHINE	EXISTING	TO REMAIN
	36	1	CONVECTION OVEN	EXISTING	RELOCATED
	36A	1	CONVECTION OVEN STAND	EXISTING	RELOCATED
	37	1	WARMING CABINET	EXISTING	RELOCATED
	39	1	WORK TABLE	EXISTING	RELOCATED
	40	1	POS DEVICE		
	41	1	UNDER COUNTER FREEZER		
	42	1	BK 48 IN. POS DRIVE THRU TABLE UNIVERSAL		
	42B	1	POS DRIVE THRU TABLE	EXISTING	ALTERED
	43A	1	CUP DISPENSER BRACKET	EXISTING	RELOCATED
	46	1	STOCK LEVEL LIGHT SYSTEM	EXISTING	RELOCATED
	48	1	BROILED CHICKEN EQUIPMENT	EXISTING	RELOCATED
	90	3	P.O.S. SYSTEM	EXISTING	RELOCATED
	61.04	1	NEW - 1-COMPARTMENT SINK W/ L.H. DRAINAGE BOARD, 48" MODEL NO. 52015X	H&K	G.C.

- ### GENERAL SHEET NOTES
- GC SHALL REVIEW ALL CONCRETE CURBING GUTTERS, WALKWAYS, DRIVEWAY APRONS, ETC. FOR DETERMINATION AND NEEDED REPAIRS. GC SHALL PROVIDE AN ITEMIZED LIST OF DEFICIENCIES, WITH SPECIFICATIONS FOR REPAIRS, AND PROVIDE PRICING TO PERFORM AND COMPLETE THE WORK.
 - GC SHALL INSTALL ALL NEW SIGNAGE, PROVIDED BY THE OWNER. GC SHALL PROVIDE ALL FOUNDATIONS FOR EXTERIOR SIGNS AND ASSOCIATED COMPONENTS.
 - GC SHALL PAINT ALL PAINTABLE SURFACES ON THE EXTERIOR OF THE BUILDING AND INTERIOR, TO INCLUDE, BUT NOT LIMITED TO, THE BUILDING TRIM, ALL LIGHT POLES, SIGNS, SIGN POSTS, DOORS, ETC. ALL PAINTS MUST BE APPROVED AND AS SPECIFIED BY BURGER KING CORPORATION.
 - GC TO POWER WASH AND CLEAN ALL AREAS OF THE BUILDING NOT BEING RE-SURFACED OR PAINTED, AND ALL CONCRETE.
 - GC SHALL REPAIR/REPLACE FRP PANELS IN THE KITCHEN AREA AS NEEDED. INCLUDE THE REPLACEMENT OF UP TO 4 SHEETS OF NEW FRP PANELS. SUPPLY COST PER PANEL. WALL FINISH FRP SYMMETRIC.
 - GC SHALL CLEAN, REPAIR/REPLACE DAMAGED AND BROKEN QUARRY TILES IN THE KITCHEN AREA. REGROUT THE FLOOR AS REQUIRED/NEEDED.
 - GC SHALL INSTALL ALL CEILING MONITORS AND OTHER MISCELLANEOUS ITEMS DISTURBED AND OR REMOVED AS PART OF THE WORK. ANY ITEMS THAT CANNOT BE CLEANED / REFURNISHED TO LOOK AS NEW WILL BE REPLACED WITH NEW.
 - UNDER THE CONSTRUCTION WORK OF THIS PROJECT, GC SHALL INSTALL ALL BLOCKING, SUPPORT FRAMING, EMBEDS, CONCEALED OR OTHERWISE FOR ALL SIGNS, CANOPIES, AND BUILDING ATTACHMENTS. CHECK DRAWINGS AND FIELD CONDITIONS TO VERIFY PROPER SUPPORT FOR SUCH ITEMS.
 - ALL EXISTING AND REMAINING SIGNS SHALL BE CLEANED, RETROFITTED FOR LED AND RE-LAMPED AS NEEDED.
 - GC IS RESPONSIBLE FOR CHANGING OUT EQUIPMENT, AS NOTED ON THIS PLAN.
 - GC IS RESPONSIBLE FOR RECEIVING ALL SHIPMENTS AND CONSTRUCTION MATERIALS AND DISPOSING OF ALL MATERIALS ASSOCIATED WITH THE REMODEL OF THE RESTAURANT.
 - ALL EQUIPMENT SHOWN ON PLAN IS EXISTING TO REMAIN UNLESS NOTED OTHERWISE. REFER TO EQUIPMENT SCHEDULE ON THIS SHEET FOR ALL EQUIPMENT TO BE RELOCATED BY GENERAL CONTRACTOR. GENERAL CONTRACTOR TO MAKE NECESSARY CHANGES TO PLUMBING, ELECTRICAL, FINISHES, ETC. TO ACCOMMODATE THEIR NEW LOCATIONS.

- ### SHEET KEYNOTES
- REPAIR WALL SUBSTRATE TO MATCH ADJACENT WALL.
 - PROVIDE NEW NECESSARY BRACING FOR NEW DRIVE THRU WINDOW OR OPENING. INSTALL NEW LINTEL AND BRACING. FINISH OPENING TO RECEIVE NEW FINISHES.
 - PROVIDE AND INSTALL NEW 6" DIA. STEEL BOLLARD, FILLED WITH CONCRETE.
 - PROVIDE AND INSTALL NEW DRIVE THRU WINDOW ASSEMBLY.
 - EXISTING CANOPY TO REMAIN. PROVIDE NEW SIGN ATTACHED TO EXISTING SUPPORTS.
 - PROVIDE NEW CANOPY OVER EXISTING STOREFRONT WINDOW TO REMAIN. PROVIDE ADDITIONAL TREATED WOOD BLOCKING BEHIND WALL AS NECESSARY.
 - PROVIDE NEW CANOPY OVER DRIVE THRU WINDOW. PROVIDE ADDITIONAL TREATED WOOD BLOCKING BEHIND WALL AS NECESSARY.
 - EXISTING CANOPY TO BE REINSTALLED DURING CONSTRUCTION PHASE AFTER EXTERIOR FINISHES HAVE BEEN INSTALLED.
 - EXISTING BOLLARD TO REMAIN.
 - STAINLESS STEEL CORNER GUARD. REFER TO DETAIL 4/A501.



BY	
REVISION	
DATE	
NO.	

WHITNEY BAILEY COX & MAGNANI, LLC
300 East Japan Road Suite 200
Annapolis, MD 21403
410.512.4500 www.wbcm.com

WBCM
Designing Infrastructure for Tomorrow®

I hereby certify that these documents were prepared or approved by me, and that I am a duly licensed professional architect under the laws of the State of Maryland.

License #6140 Expiration Date: 08/21/2022

NEW WORK FLOOR PLAN

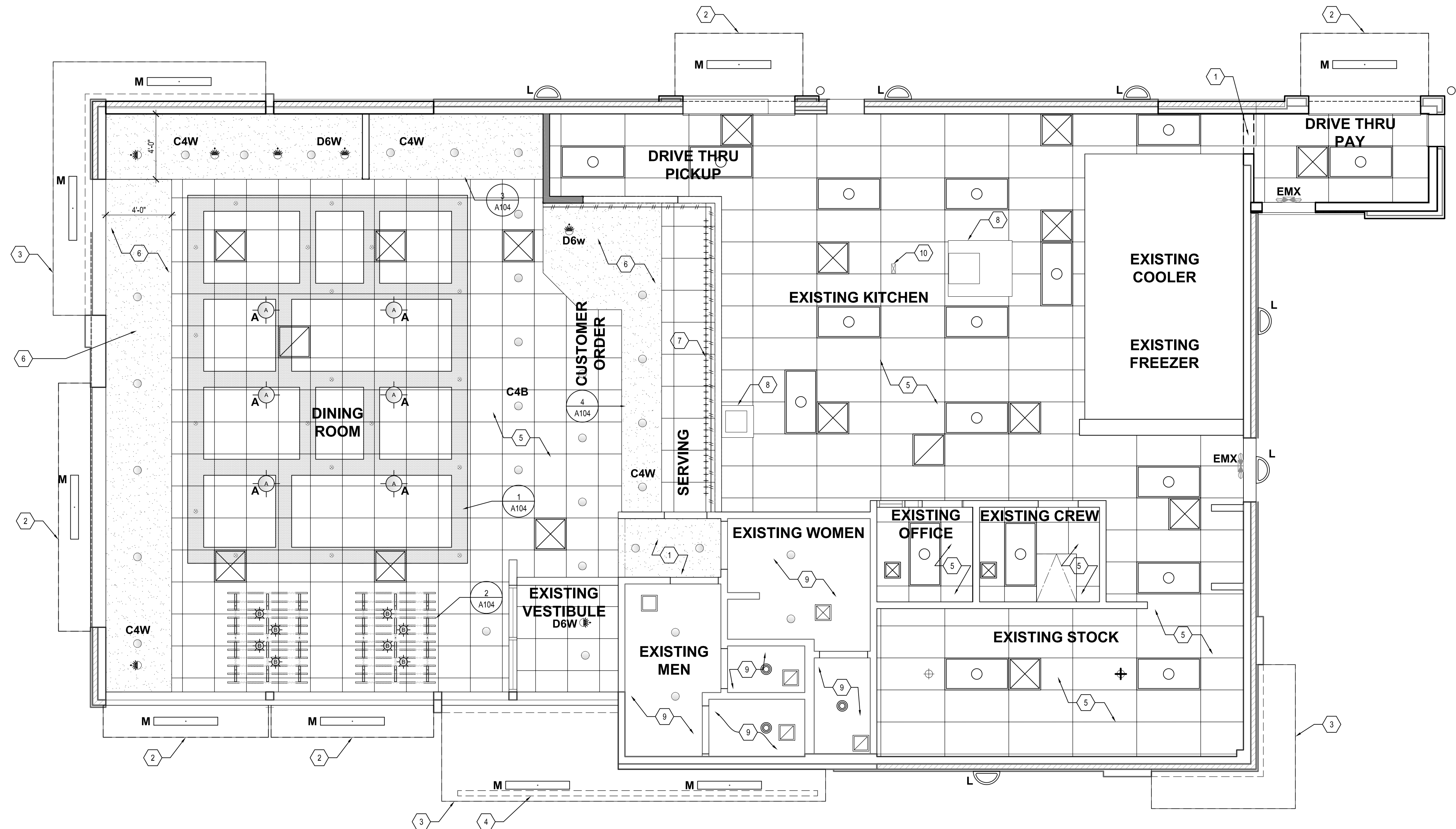
ALTERATIONS - BURGER KING # 7311

BURGERS OF BALTIMORE
9999 PULASKI HIGHWAY
MIDDLE RIVER, MD 21220

DESIGNED:	JMM
DRAWN:	JMM
CHECKED:	SCB
SCALE:	1/4" = 1'-0"
DATE:	04/21/2021
PROJECT:	2018.0375.03.0
DRAWING:	

A101

04-21-2021 PERMIT SUBMISSION



N

1

A102

A102

NEW WORK CEILING PLAN

SCALE: 1/4" = 1'-0"

CAUTION:
IF THIS DRAWING IS A REDUCTION,
USE THE GRAPHIC SCALES.

1/4"=1'-0"

0

1

4

6

8

12

SYMBOLS LEGEND	
SYMBOL	DESCRIPTION
	SUPPLY AIR DIFFUSERS
	RETURN AIR GRILLES
	EXHAUST FAN GRILLES
	SINGLE PENDANT, COORDINATE LOCATION AND QUANTITY WITH DECOR SUPPLIER.
	SINGLE PENDANT, COORDINATE LOCATION AND QUANTITY WITH DECOR SUPPLIER.
	6" DIAMETER RECESSED DOWNLIGHT
	6" DIAMETER ADJUSTABLE WALL WASH DOWNLIGHT
	ADJUSTABLE TRACK LIGHT
	PROFILE LIGHT
	4" DIAMETER DOWNLIGHT AT ACOUSTIC CEILING
	4" DIAMETER DOWNLIGHT AT GYPSUM BOARD
	2" DIAMETER WALL WASH DOWNLIGHT
	2X4 RECESSED FLAT LENS (NIGHT LIGHT WHEN SHOWN HATCHED)
	12X12 RECESSED SOFFIT LIGHT
	SURFACE MOUNTED EXTERIOR WALL SCONCE
	WET LISTED 4'-0" CANOPY LIGHT USED UNDER CLOSED CANOPIES
	WALL MOUNTED SECURITY LIGHT
	EMERGENCY LIGHT
	EXIT LIGHT

GENERAL SHEET NOTES	
1.	ALL DIMENSIONS SHOWN ON REFLECTED CEILING PLAN ARE FROM FACE OF WALL FINISH UNLESS NOTED OTHERWISE.
2.	THE REFERENCE HEIGHTS INDICATED ON PLAN ARE FROM FINISH FLOOR (F.F.)
3.	GENERAL CONTRACTOR TO COORDINATE DINING ROOM LIGHTING WITH APPROVED INTERIOR DECOR DRAWINGS.
4.	CONTRACTOR SHALL VERIFY FIXTURE QUANTITIES AND ALSO MAKE PROPER ADJUSTMENTS FOR ANY CHANGES IN PLAN DUE TO ADDITIONAL REQUIREMENTS, LOCAL CODES, ETC.
5.	FOR H.V.A.C. PLAN, SECTIONS, DUCT LOCATIONS, SUPPLY AND RETURN GRILLE SIZES AND ADDITIONAL INFORMATION, REFERENCE MECHANICAL DRAWINGS.
6.	ALL FIXTURES SHALL BE LOCATED IN THE CENTER OF CEILING TILES UNLESS NOTED OTHERWISE.
7.	REFERENCE ELECTRICAL DRAWINGS FOR LIGHTING LAYOUT REQUIREMENTS AND ADDITIONAL INFORMATION.
8.	REFERENCE INTERIOR DECOR SHEETS FOR FINISH SPECIFICATIONS.
9.	CONTRACTOR TO COORDINATE PENDANT LIGHT LOCATIONS WITH DECOR SUPPLIER DRAWINGS.
10.	DINING ROOMS ARE DESIGNED TO A 35 - 40 FOOT-CANDLE LEVEL. KITCHENS ARE DESIGNED TO 50 FOOT-CANDLE LEVEL. RESTROOMS ARE DESIGNED TO 50 FOOT-CANDLE. FOR ADDITIONAL INFORMATION ON LIGHTING REQUIREMENTS REFER TO BURGER KING LIGHTING STANDARDS POSTED @ DESIGNWITHBK.COM/COMMON DOCUMENTS.
11.	PERFORM MAINTENANCE AND CLEANING OF EXISTING EQUIPMENT, MECHANICAL UNITS, AND DUCTWORK BEFORE REINSTALLATION OF CEILING AND DIFFUSERS.

SHEET KEYNOTES	
1.	PROVIDE NEW GYPSUM BOARD BULKHEAD AT OPENING.
2.	PROVIDE AND INSTALL NEW PREFABRICATED METAL CANOPY.
3.	EXISTING PREFABRICATED METAL CANOPY TO REMAIN, REINSTALL AFTER EXTERIOR WALL FINISHES ARE INSTALLED.
4.	PROVIDE NEW SIGN ATTACHED TO EXISTING SUPPORTS ON EXISTING CANOPY.
5.	NEW SUSPENDED ACOUSTIC CEILING SYSTEM TO BE INSTALLED. NEW CEILING GRID AND PANELS TO BE ALIGNED WITH EXISTING HVAC SUPPLY AND EXHAUST DUCTS TO REMAIN. NEW ACOUSTIC CEILING PANEL FINISH TO BE CERTAINTED, VINYLROCK, 24"x48" MODEL NO. 1140-CFR-1.
6.	NEW CEILING FINISH TO BE INSTALLED IN DINING ROOM AREA REFER TO INTERIOR DECOR DRAWINGS FOR FINAL LAYOUT AND FINISHES. ACOUSTIC CEILING SHALL BE INSTALLED ALIGNED WITH EXISTING HVAC SUPPLY AND EXHAUST DUCTS TO REMAIN.
7.	NEW MENU BOARD REFER TO INTERIOR DECOR DRAWINGS.
8.	EXISTING MECHANICAL EXHAUST HOOD ABOVE TO REMAIN.
9.	EXISTING GYPSUM BOARD CEILING TO REMAIN. PROVIDE NEW PAINT FINISH. EXISTING LIGHTS TO BE RETROFITTED FOR LED FIXTURES. EXISTING SUPPLY AND EXHAUST DIFFUSERS TO BE REPLACED IN KIND.
10.	ELECTRICAL EQUIPMENT CHASE TO REMAIN.

04-21-2021 PERMIT SUBMISSION

BY

REVISION

DATE

NO.

WHITNEY BAILEY COX & MAGNANI, LLC
300 East Japan Road Suite 200
Annapolis, MD 21403
410.512.4500 www.wbcm.com

WBCM
Designing Infrastructure for Tomorrow®

REFLECTED CEILING PLAN

ALTERATIONS - BURGER KING # 7311
BURGERS OF BALTIMORE
9999 PULASKI HIGHWAY
MIDDLE RIVER, MD 21201

DESIGNED: JMM

DRAWN: JMM

CHECKED: SCB

SCALE: 1/4" = 1'-0"

DATE: 04/21/2021

PROJECT: 2018.0375.03.0

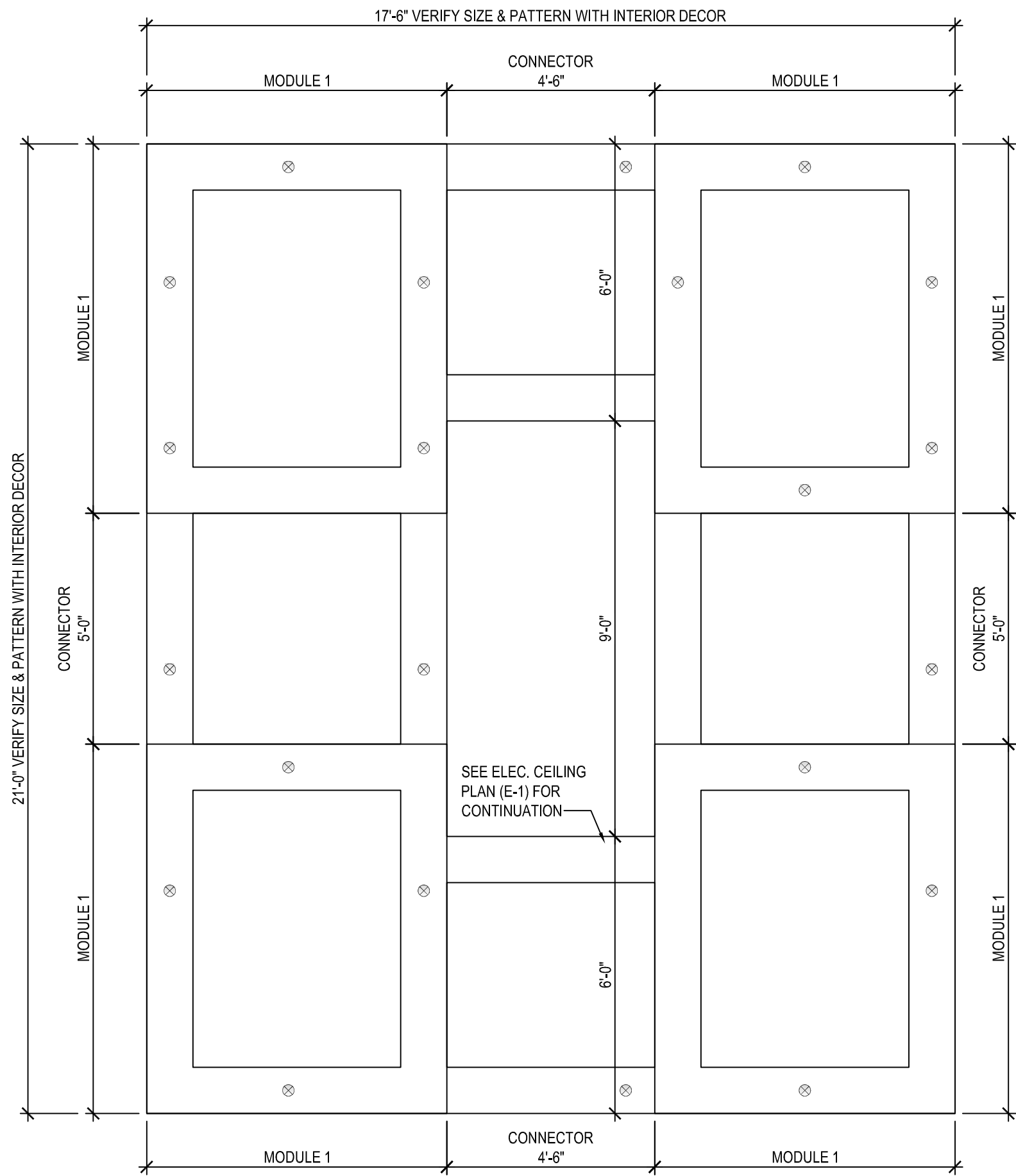
DRAWING:

A102

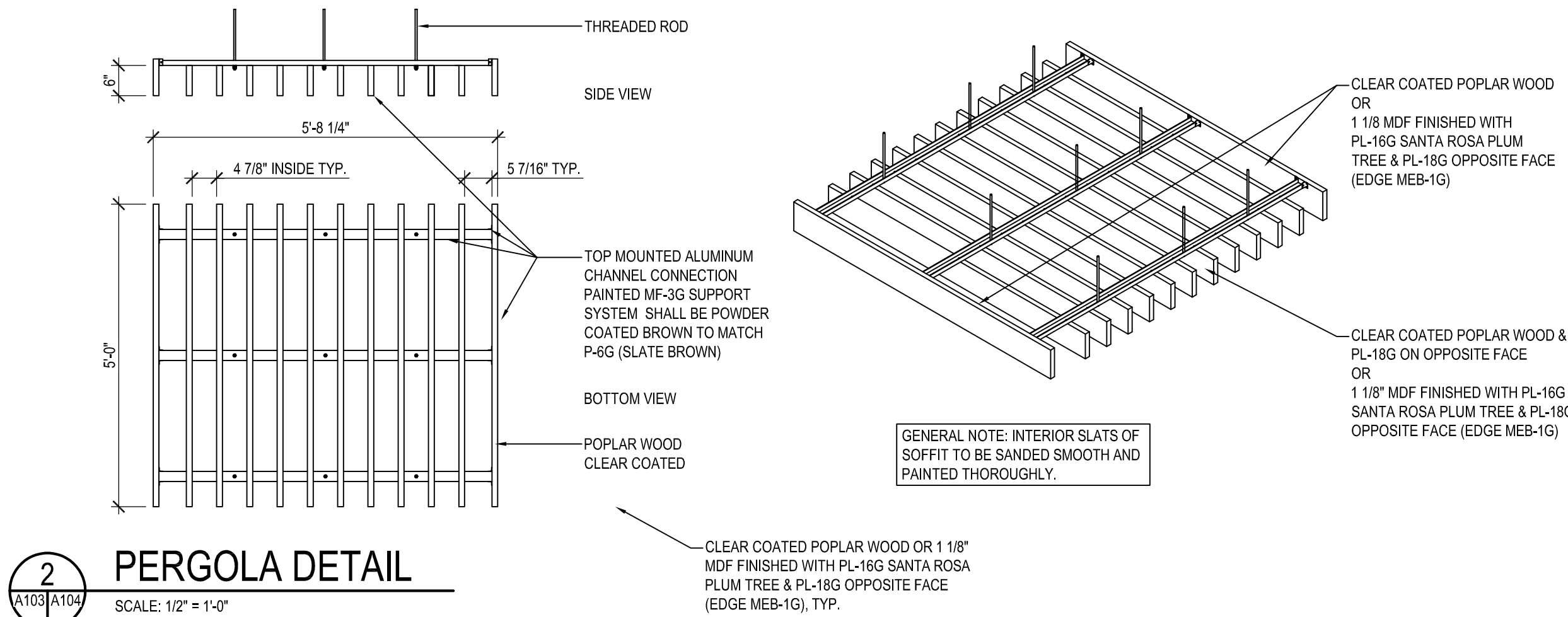
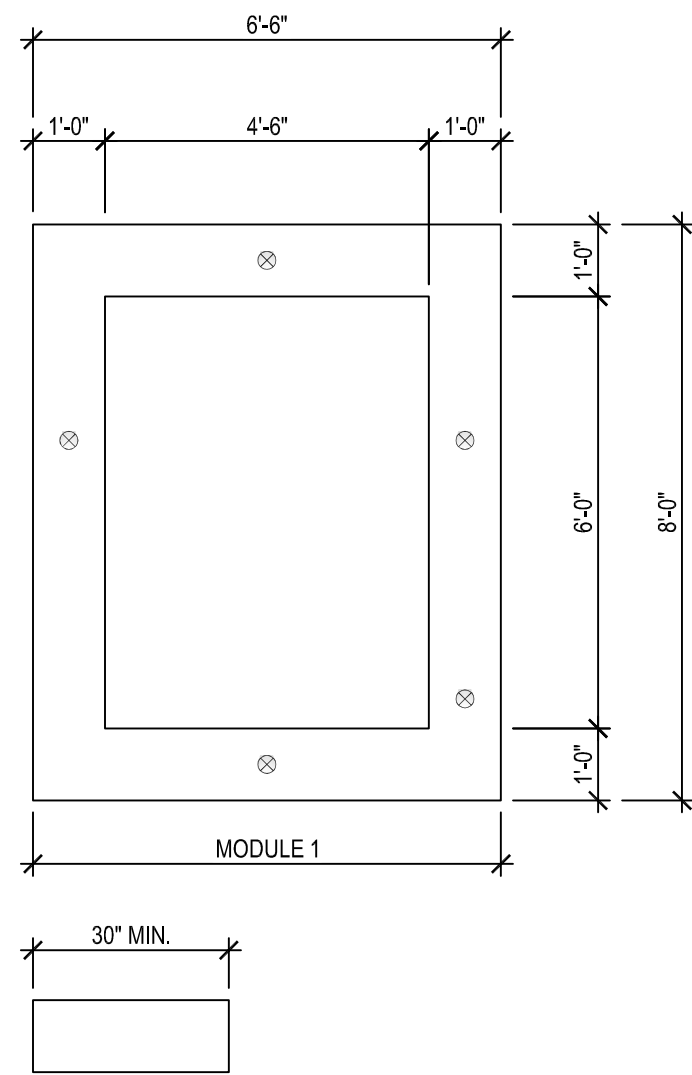
Apr 22, 2021 - 4:41pm User: jmm

P:\2018\18037503\Drawings\01-Arch\2018037503 - A102 - New Ceiling Plan.dwg

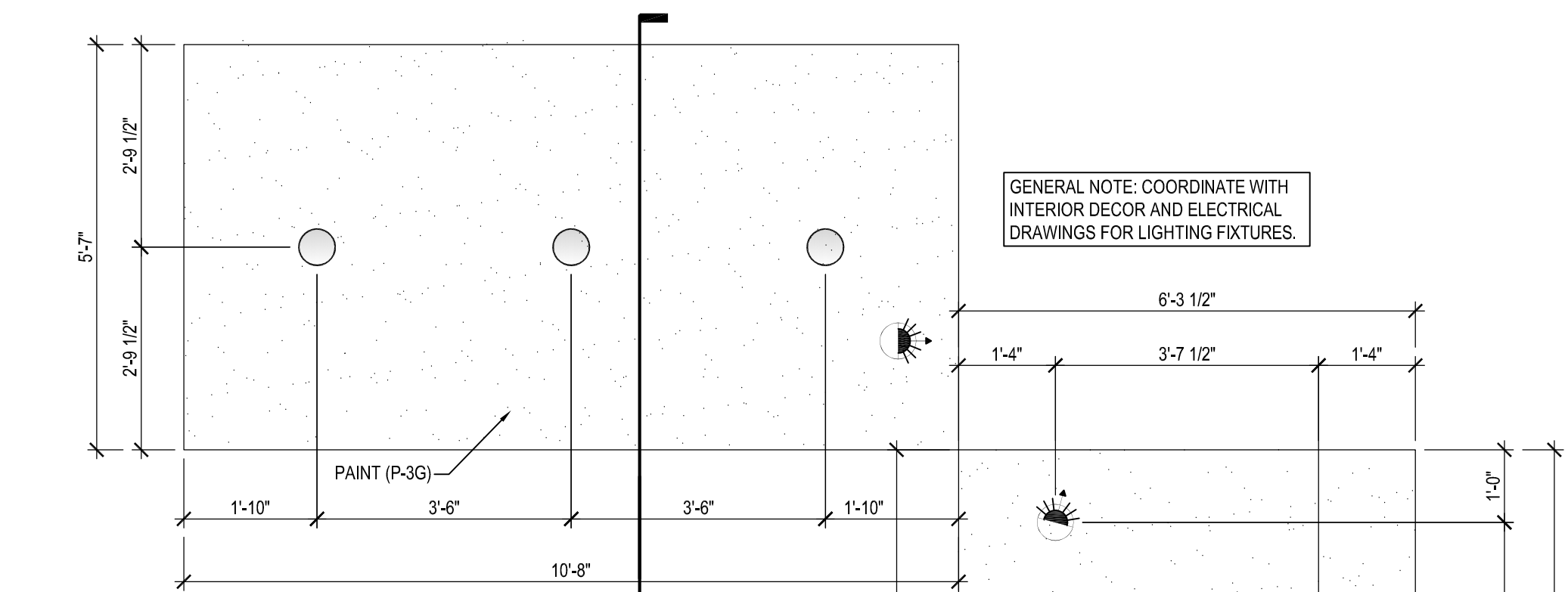
© WBCM 2021



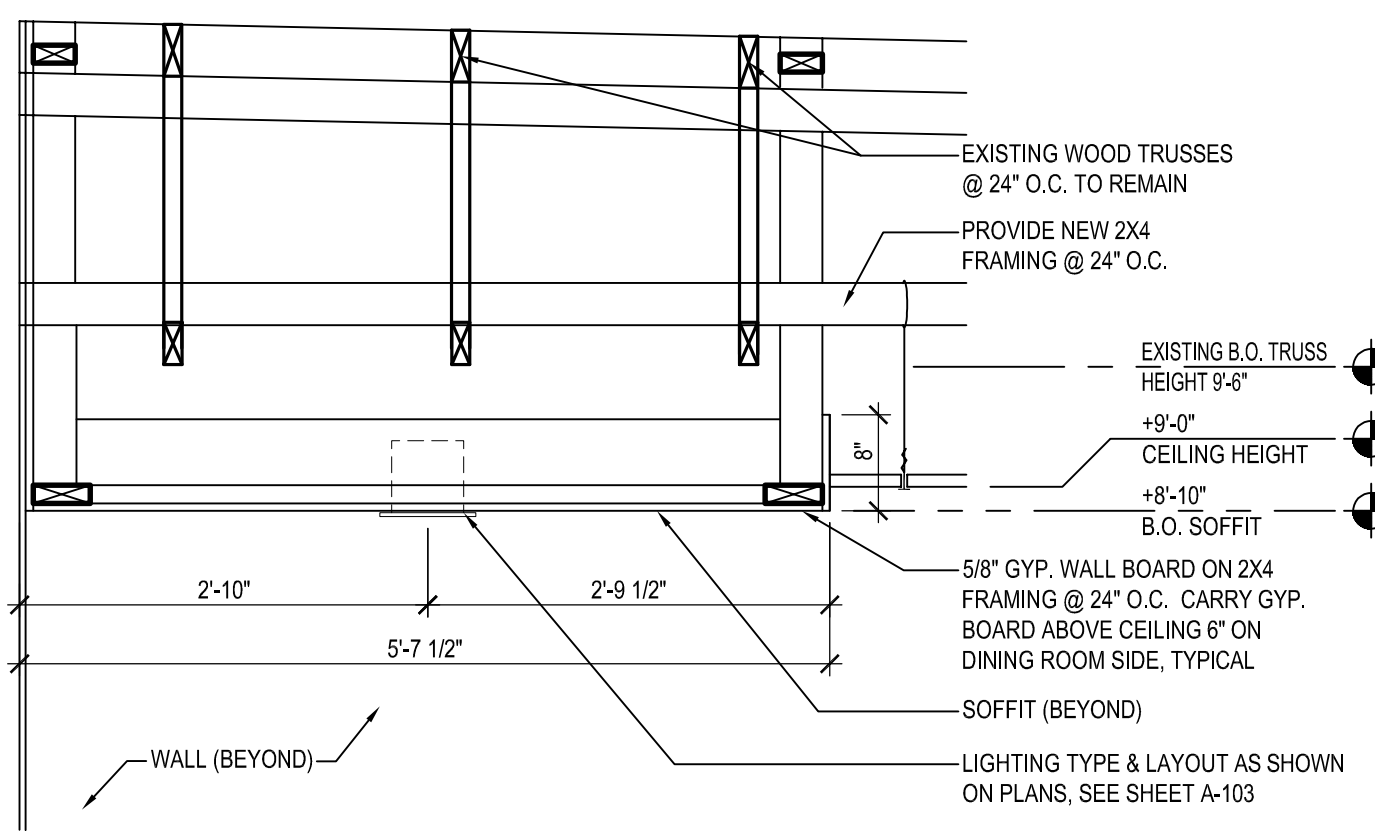
1 TRELLIS DETAILS
SCALE: 3/8" = 1'-0"



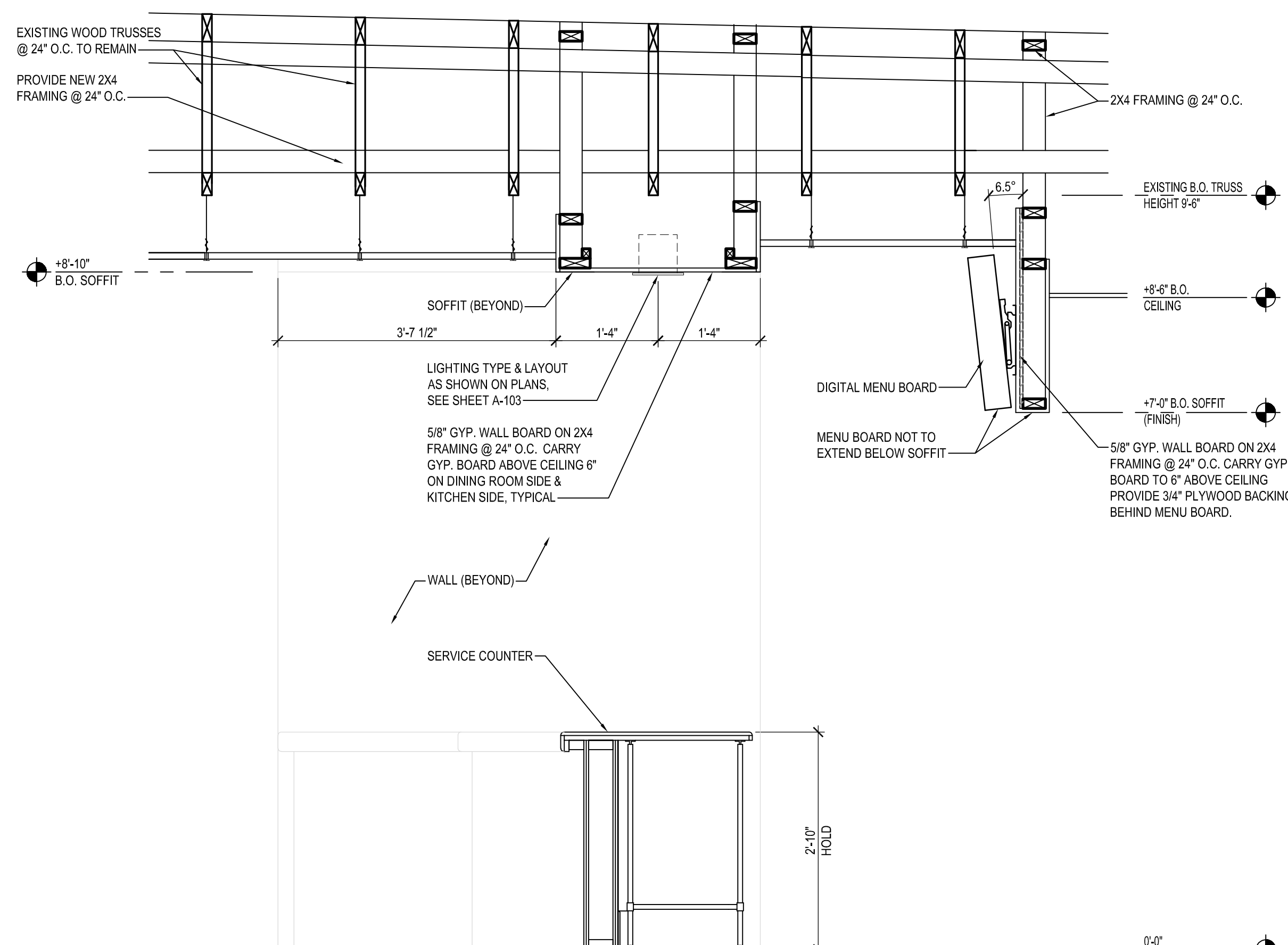
2 PERGOLA DETAIL
SCALE: 1/2" = 1'-0"



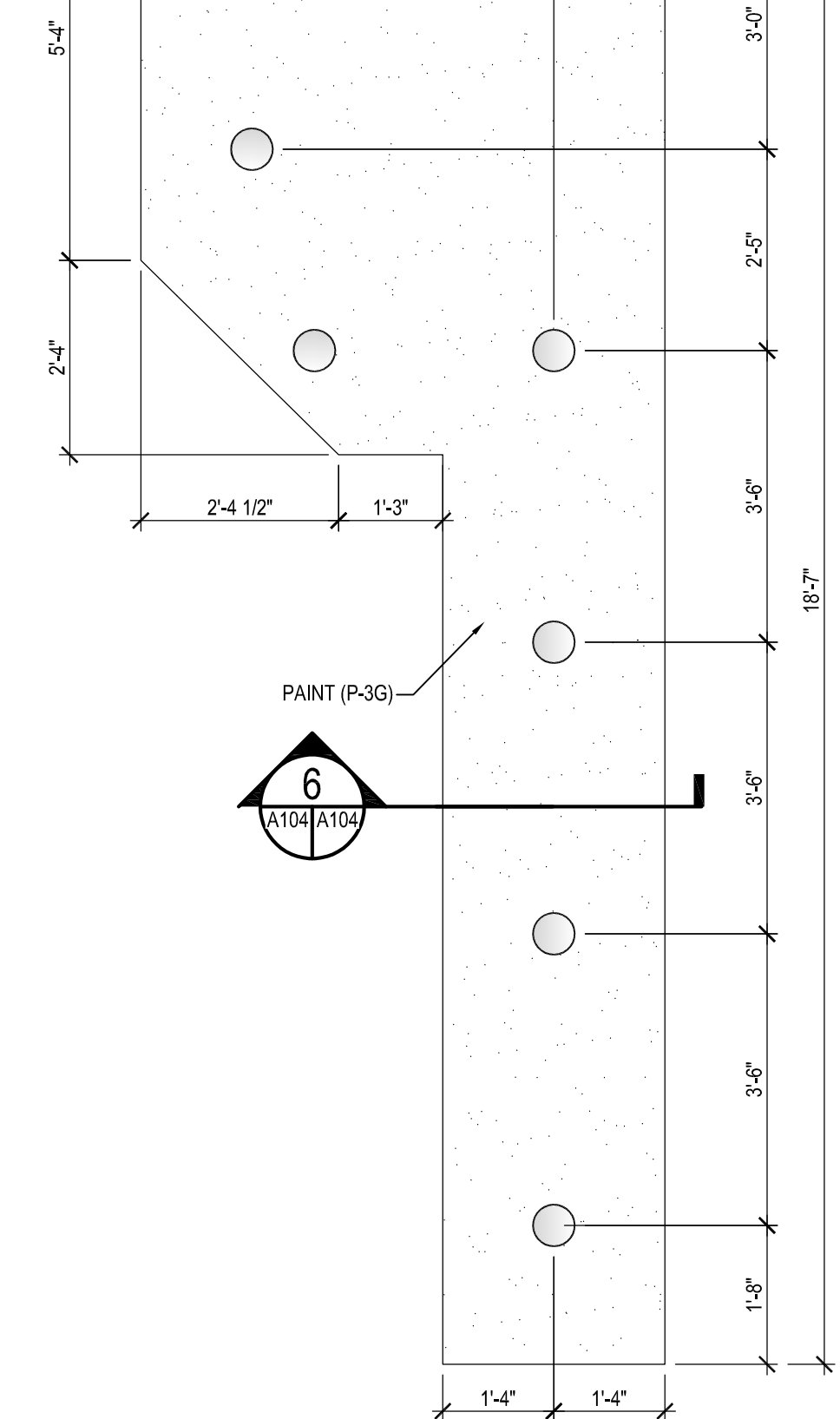
3 BEVERAGE STATION SOFFIT DETAIL
SCALE: 1/2" = 1'-0"



5 BEVERAGE STATION SOFFIT DETAIL
SCALE: 3/4" = 1'-0"



6 MENU BOARD HEADER & FRONT SERVICE COUNTER SOFFIT DETAIL
SCALE: 3/4" = 1'-0"



4 FRONT SERVICE COUNTER SOFFIT DETAIL
SCALE: 1/2" = 1'-0"

NO.	DATE	REVISION	BY

WHITNEY BAILEY COX & MAGNANI, LLC
300 East Joppa Road, Suite 200
Joppa, MD 21091-4500
410.512.4500 www.wbcm.com

WBCM
Designing Infrastructure for Tomorrow®

I hereby certify that these documents were prepared or approved by me, and that I am a duly licensed professional architect under the laws of the State of Maryland.

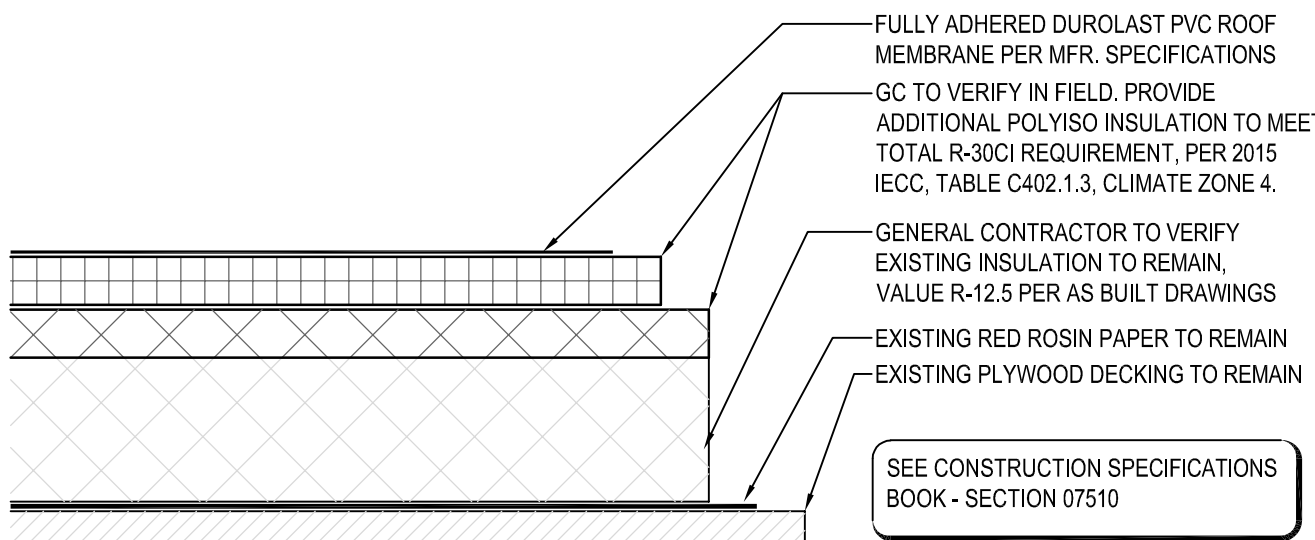
License #6140 Expiration Date: 08/21/2022

REFLECTED CEILING DETAILS

ALTERATIONS - BURGER KING # 7311
BURGERS OF BALTIMORE
9999 PULASKI HIGHWAY
MIDDLE RIVER, MD 21220

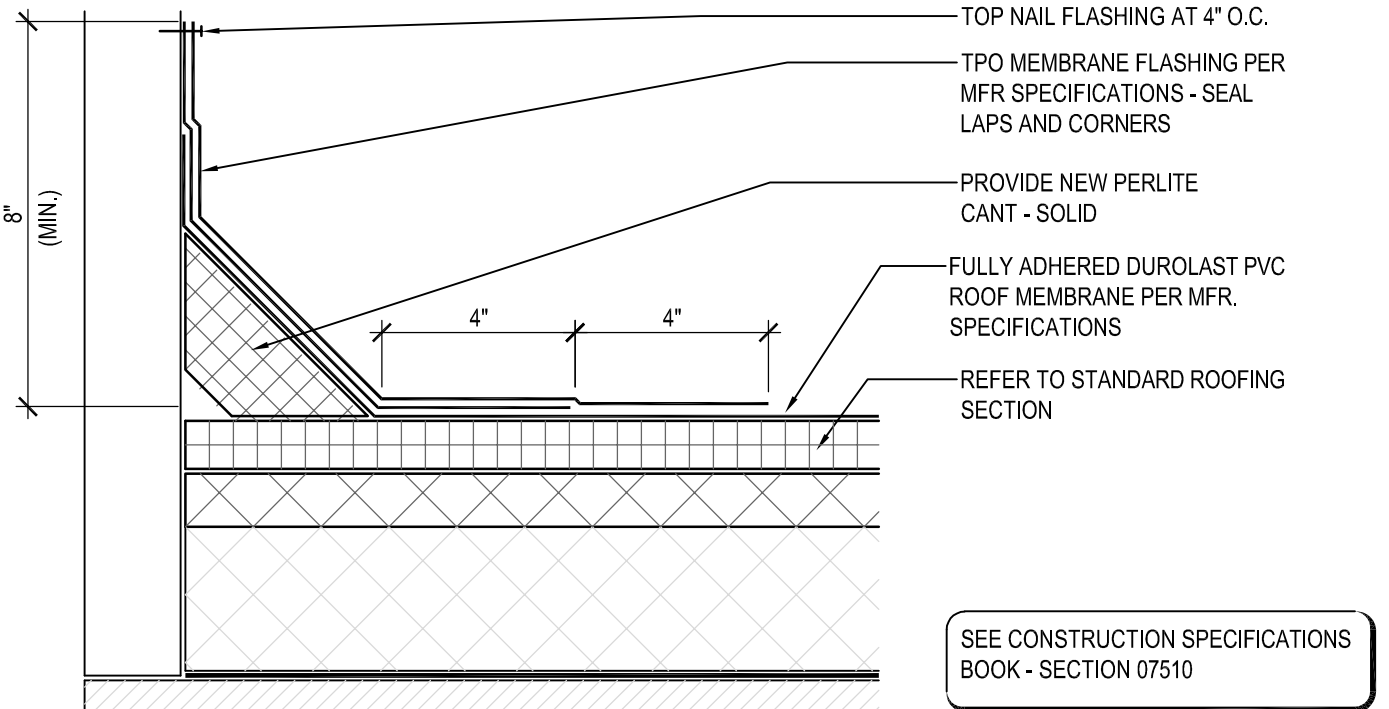
DESIGNED:	JMM
DRAWN:	JMM
CHECKED:	SCB
SCALE:	1/4" = 1'-0"
DATE:	04/21/2021
PROJECT:	2018.0375.03.0
DRAWING:	

A103



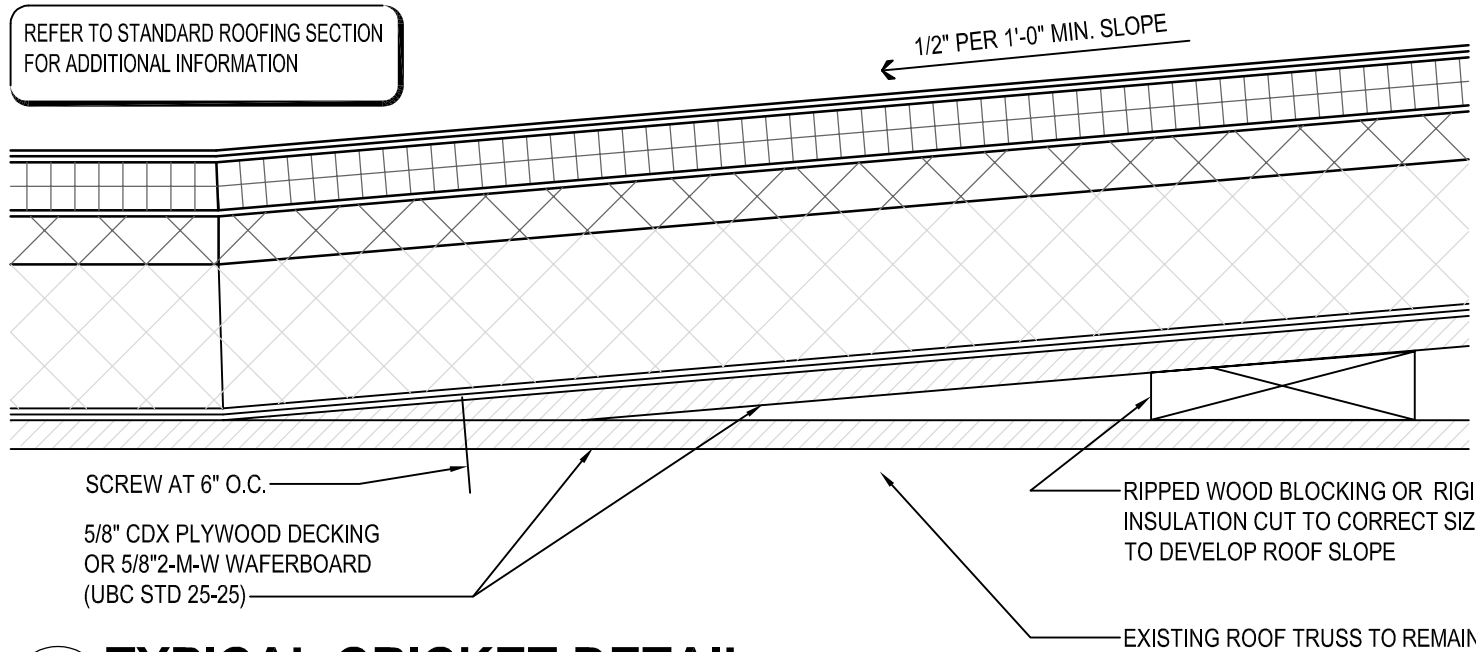
1 STANDARD ROOFING SECTION

SCALE: 3" = 1'-0"



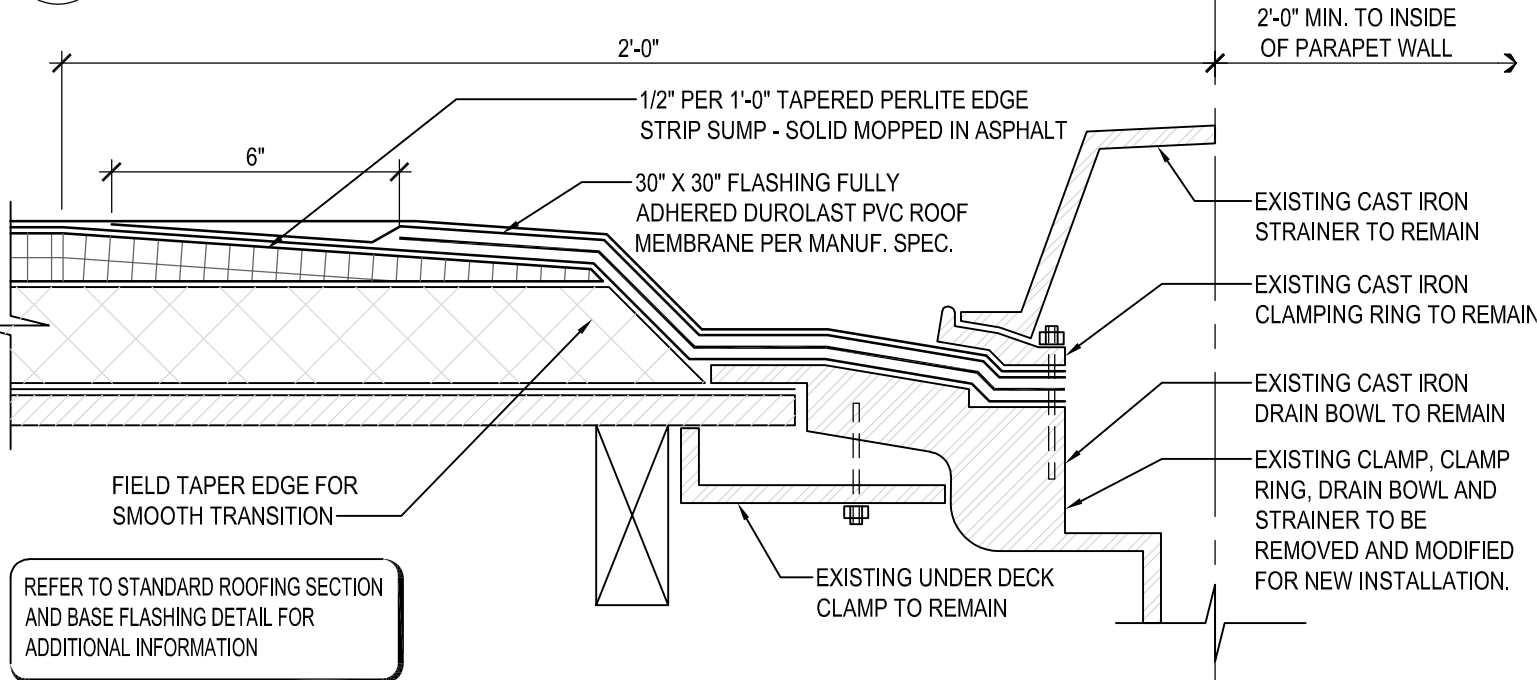
2 STANDARD BASE FLASHING CONFIGURATION

SCALE: 3" = 1'-0"



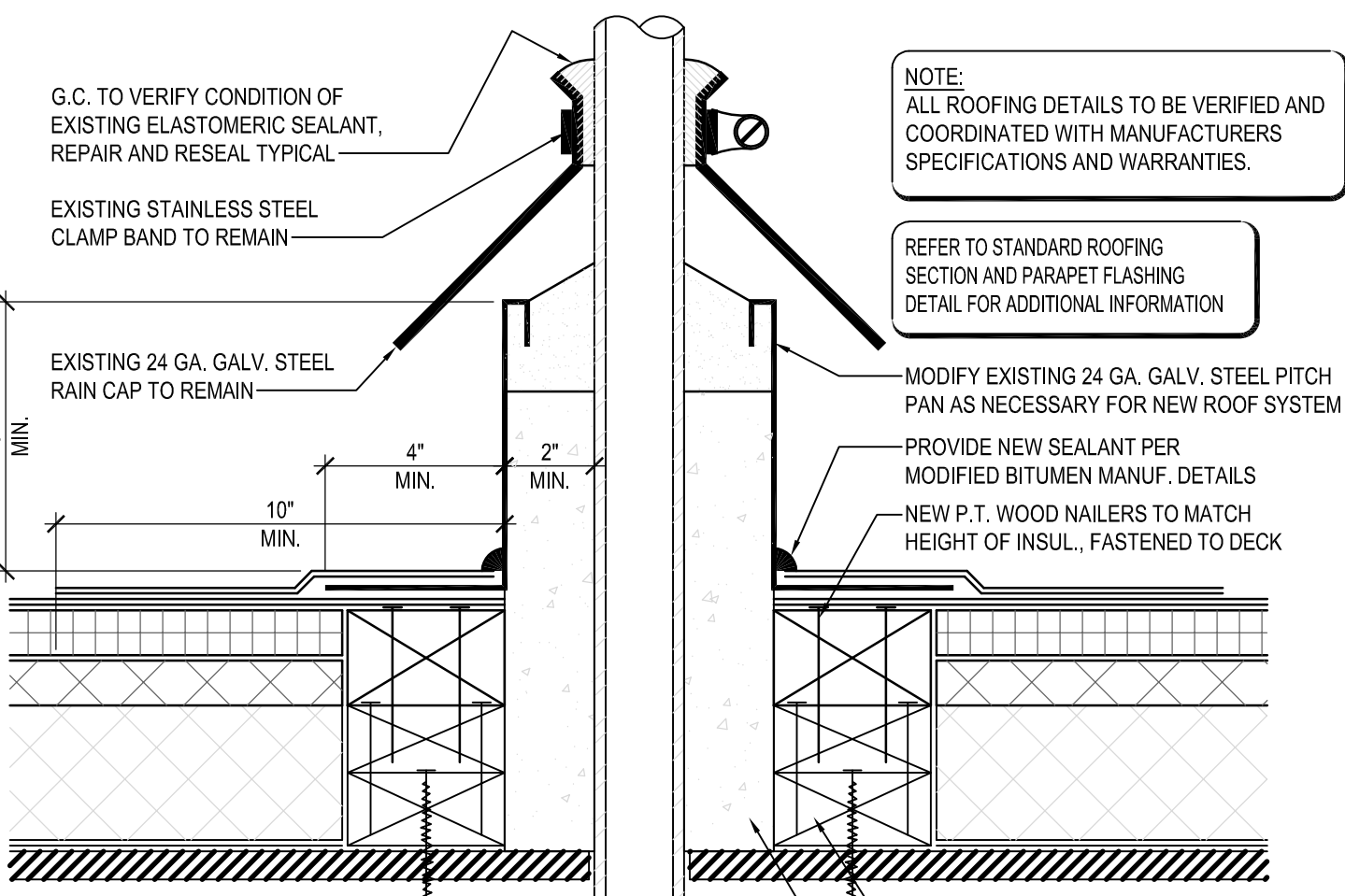
3 TYPICAL CRICKET DETAIL

SCALE: 3" = 1'-0"



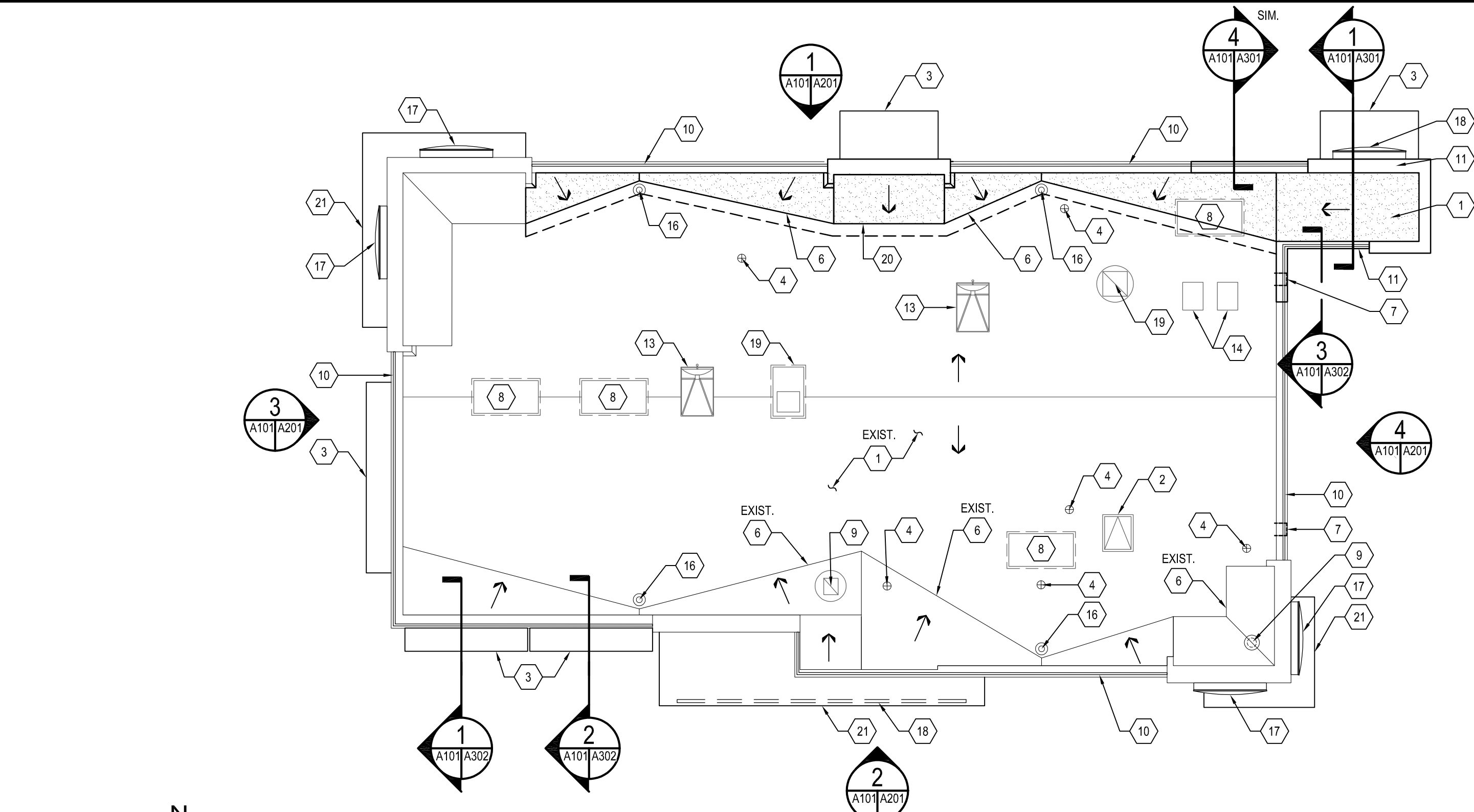
4 ROOF DRAIN DETAIL

SCALE: 3" = 1'-0"



5 PITCH PAN DETAIL

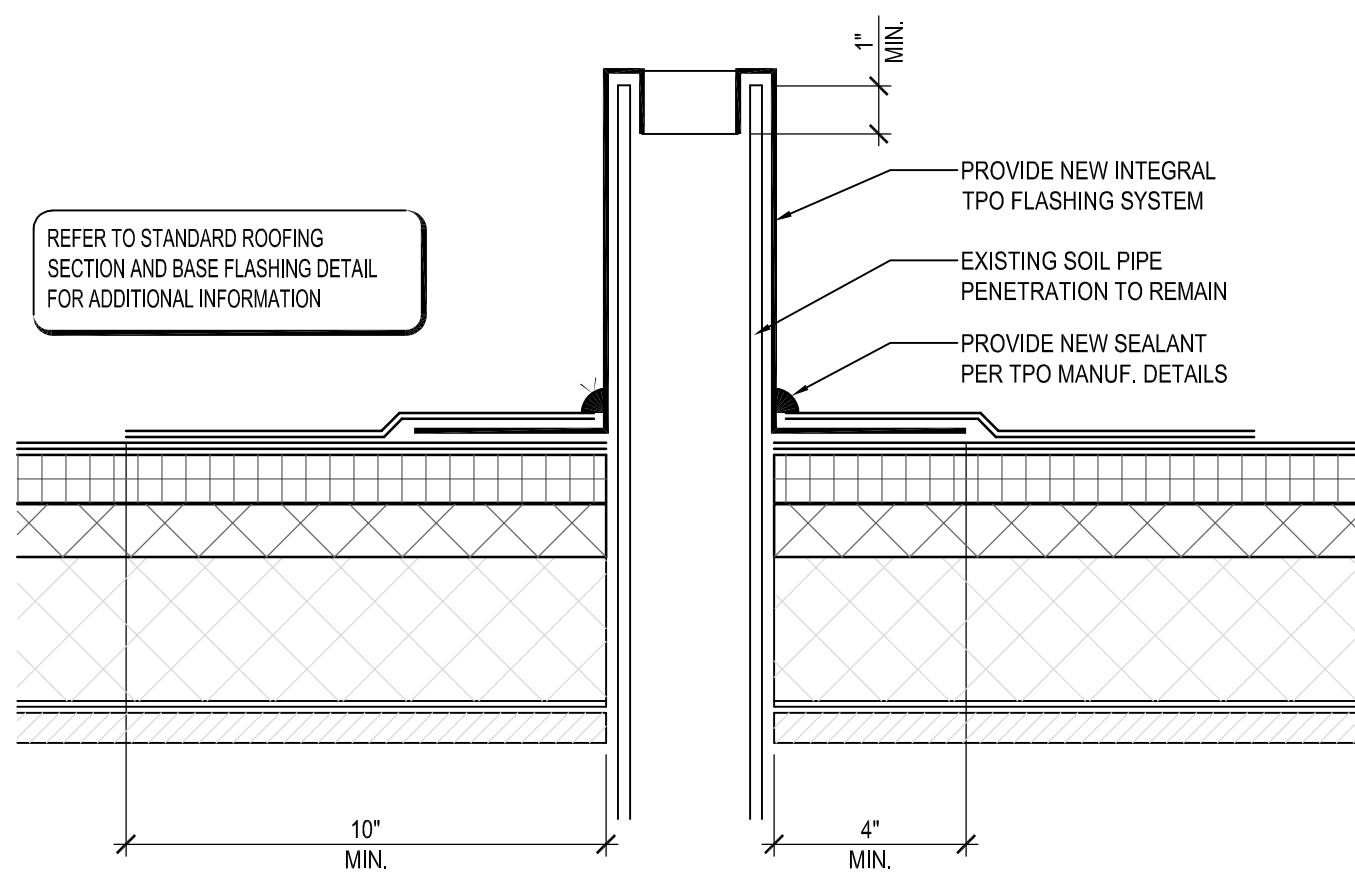
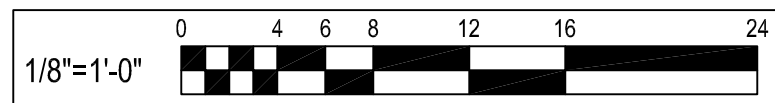
SCALE: 3" = 1'-0"



NEW WORK ROOF PLAN

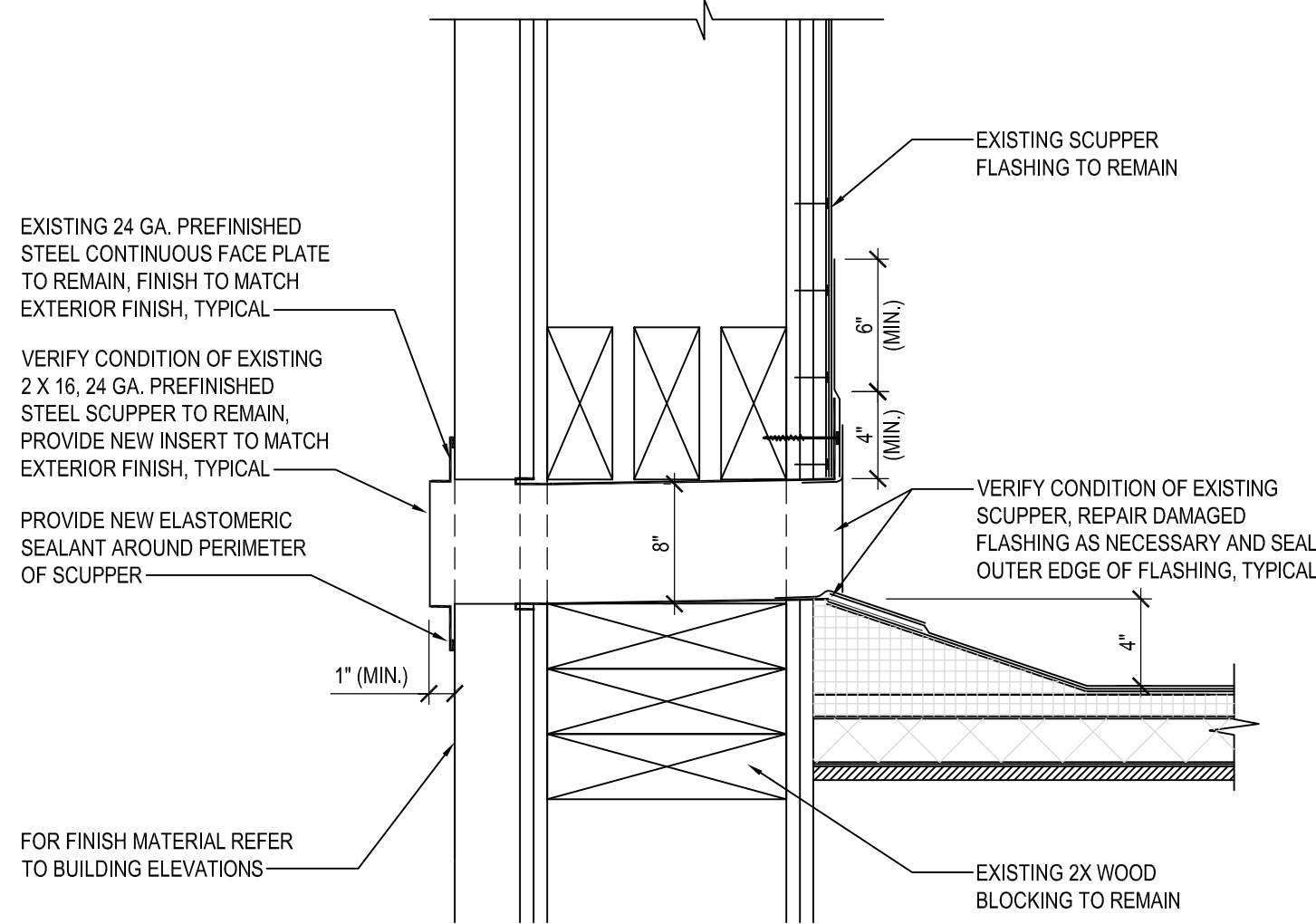
SCALE: 1/8" = 1'-0"

CAUTION:
IF THIS DRAWING IS A REDUCTION,
USE THE GRAPHIC SCALES.



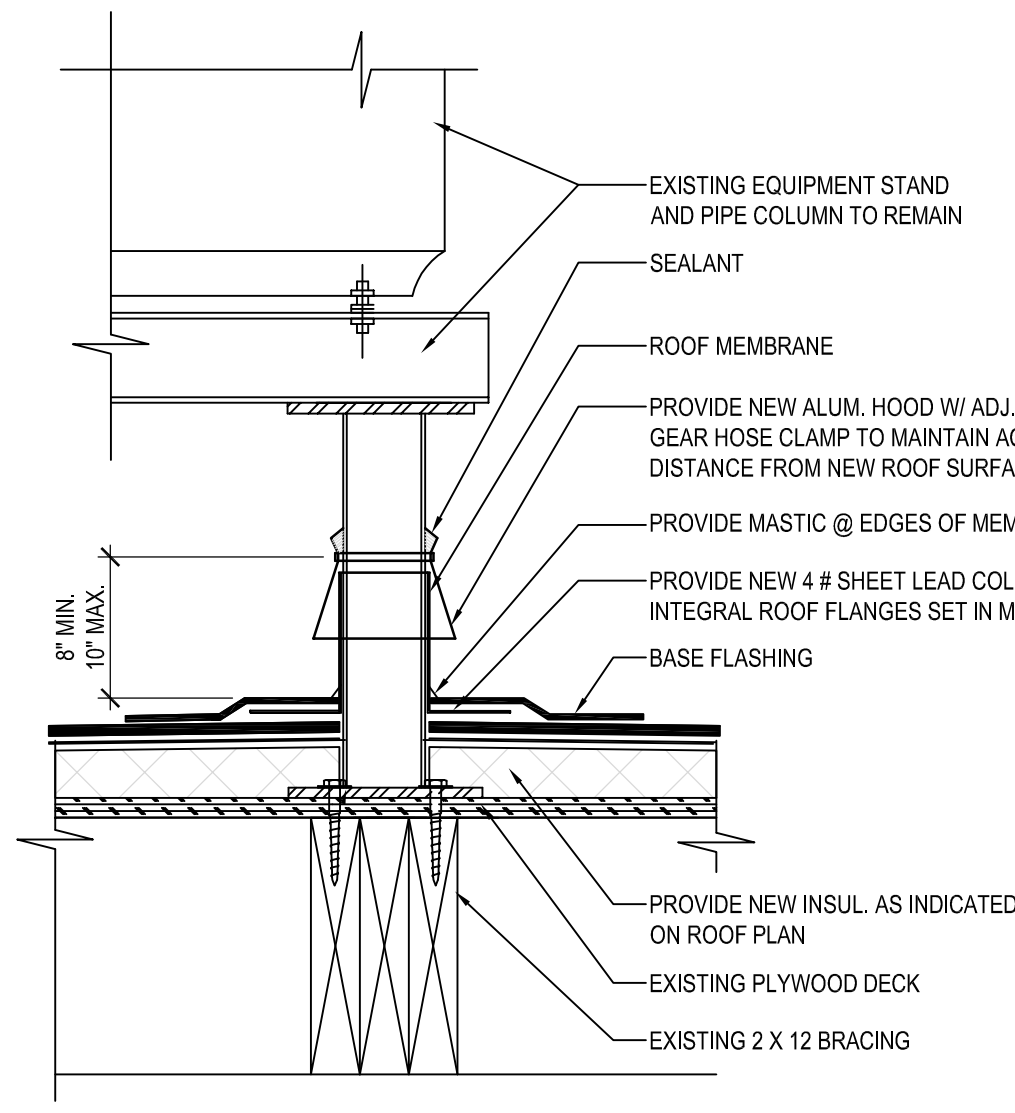
6 SOIL PIPE FLASHING DETAIL

SCALE: 3" = 1'-0"



7 OVERFLOW SCUPPER DETAIL

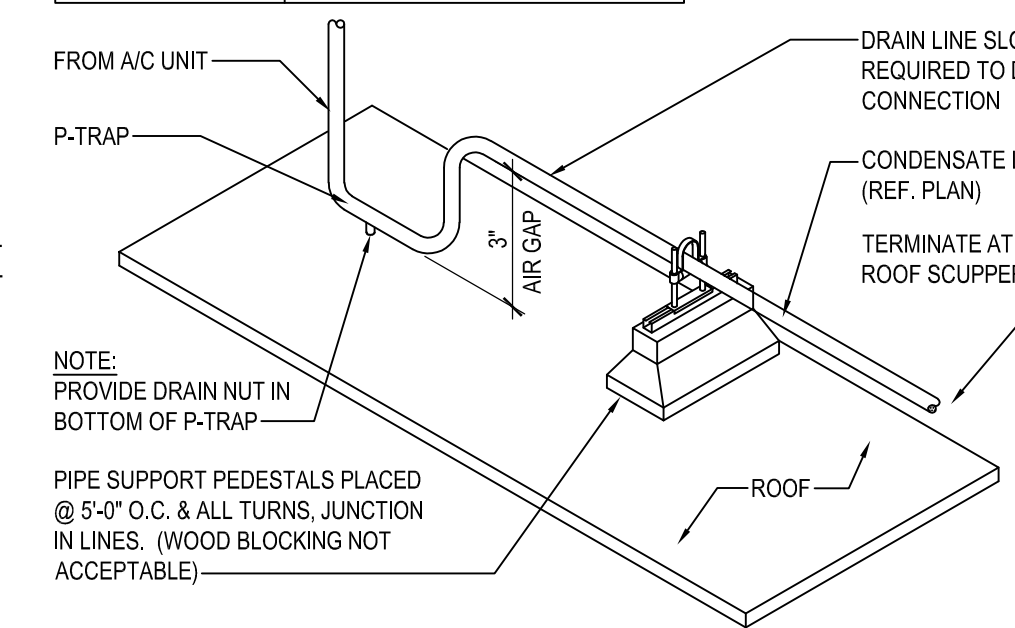
SCALE: 3" = 1'-0"



9 EQUIPMENT STAND DETAIL

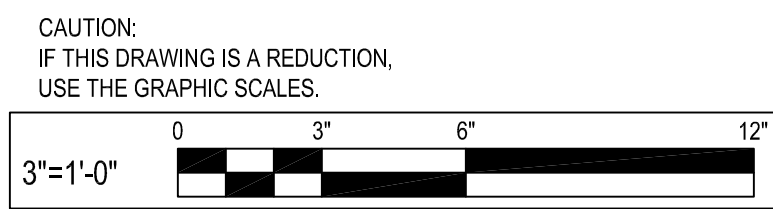
SCALE: 3" = 1'-0"

VERIFY W/ EQUIPMENT SUPPLIER IF IN CONTRACT.	
CLEARANCE BELOW RAISED ROOF MOUNTED MECHANICAL UNITS (INCHES)	
WIDTH OF UNIT	MINIMUM CLEARANCE ABOVE ROOF SURFACE
< 24	14
24 < 36	18
36 < 48	24
48 < 60	30
> 60	48



8 CONDENSATE LINE SUPPORT DETAIL

SCALE: NONE



CAUTION:
IF THIS DRAWING IS A REDUCTION,
USE THE GRAPHIC SCALES.

GENERAL NOTES

- THE EXISTING ROOF STRUCTURE SHALL NOT BE USED FOR STOCKPILING OF EQUIPMENT OR MATERIALS UNLESS APPROVED BY THE ARCHITECT, STRUCTURAL ENGINEER AND THE JOIST MANUFACTURER.
- THE ROOFING SYSTEM SHALL BE AS PER DRAWINGS AND PER MANUFACTURERS SPECIFICATIONS.
- COORDINATE ROOF ELEVATIONS WITH EXISTING ROOF STRUCTURE AND EXISTING OPENING FOR MECHANICAL EQUIPMENT. REFER TO SPECIFICATION SHEET FOR ROOF RELATED ITEMS, INCLUDING GUARANTEES, CURBS, FLASHING, ETC.
- PER AS-BUILT DRAWINGS, EXISTING ROOF INSULATION, BEING REMOVED, IS 1-1/2" THICK. REPLACEMENT INSULATION FOR NEW ROOFING SYSTEM MAY BE 8" THICK TO PROVIDE AN R-30. MODIFY EXISTING ROOF TOP EQUIPMENT SUPPORTS, ETC. TO ACCOMMODATE THIS INCREASE IN THICKNESS.
- MINIMUM CURB HEIGHT: 8"

GENERAL SHEET NOTES

- ROOFING SUBCONTRACTOR TO COORDINATE LOCATION OF EXISTING H.V.A.C. UNITS AND ROOF TOP ACCESSORIES WITH EXISTING OPENINGS AND EXISTING STRUCTURAL, MECHANICAL AND ELECTRICAL SYSTEMS. COORDINATE WITH STRUCTURAL, MECHANICAL AND ELECTRICAL DRAWINGS. COORDINATE PLACEMENT AND TAPERED RIGID INSULATION BOARD LAY-OUT AND SUBSEQUENT INSTALLATION IN ORDER TO AVOID PONDING WATER CONDITIONS ATTRIBUTABLE TO BOARD LAY-OUT ISSUES.
- ROOF SYSTEMS SPECIFIED SHALL BE APPLIED ONLY BY MANUFACTURER APPROVED APPLICATOR IN ORDER TO MEET GUARANTEE REQUIREMENTS.
- HVAC CONDENSATE LINES TO TERMINATE AT ROOF DRAIN OR AS REQUIRED BY LOCAL CODE.
- REFER TO MEP DRAWINGS FOR ADDITIONAL INFORMATION.
- ALL CURBS AND PIPE PENETRATIONS SHALL HAVE A MINIMUM OF 16" CLEAR FROM EACH OTHER FOR ROOF FLASHING PURPOSES. ALL EQUIPMENT SHALL HAVE A MINIMUM OF 16" CLEAR FROM ALL ADJACENT PARAPETS. ALL HVAC MOUNTED EQUIPMENT (DISCONNECT BOXES, GFCI, PIPE SUPPORTS) SHALL NOT BE CLOSER THAN 16" FROM EACH OTHER OR CURB. NO UNISTRUT PIPE SUPPORTS SHALL BE USED AS VERTICAL MEMBERS FOR MOUNTING EQUIPMENT TO ROOF SURFACE.
- PONDING WATER IS DEFINED AS WATER THAT DOES NOT DRAIN OR DISSIPATE FROM THE ROOF WITHIN 48 HOURS AFTER PRECIPITATION.
- ALL FLASHING CEMENTS, TPO, PRODUCTS AND ACCESSORIES SHALL BE APPROVED BY ROOFING MANUFACTURER WITH THE MANUFACTURER'S BRAND. ALL ROOFING PRODUCTS SHALL BE AMERICAN MANUFACTURED PRODUCTS.

SHEET KEYNOTES

- FULLY ADHERED DUROLAST PVC ROOF MEMBRANE.
- ROOF ACCESS SCUTTLE TO BE REMOVED, RAISE AND REINSTALLED WITH INSTALLATION OF NEW INSULATION AND ROOF SYSTEM. GENERAL CONTRACTOR TO VERIFY CONDITION OF EXISTING SCUTTLE AND REPAIR FINISH AS NECESSARY.
- PREFABRICATED METAL CANOPY. REFERENCE SHEETS A304.
- EXISTING VENT THROUGH ROOF. PROVIDE PREFABRICATED DURO-LAST VENT FLASHING FOR ALL VENTS AND PIPE PENETRATIONS. REFERENCE DETAIL #6, THIS SHEET.
- NOT USED.
- ROOF CRICKET WITH SLOPE TO MATCH ROOF, REFER TO DETAIL #3, THIS SHEET.
- OVERFLOW ROOF SCUPPERS - REFER TO DETAIL #7 THIS SHEET.
- ROOFTOP AIR CONDITIONING UNIT - REFER TO MECHANICAL PLANS.
- EXHAUST FAN - REFER TO MECHANICAL PLANS.
- ILLUMINATED PARAPET LIGHT BAND MP-1.
- RAISED PARAPET WALL WITH NEW PRE FINISHED METAL COPING.
- PVC CONDENSATE DRAIN (SIZE AS SHOWN) WITH PIPE SUPPORTS EVERY 5'-0". TERMINATE CONDENSATE DRAIN AT PRIMARY SCUPPER. REFER TO DETAIL #8, THIS SHEET FOR ADDITIONAL INFORMATION.
- PROVIDE NEW PITCH PAN WITH CONDUIT OVER OFFICE FOR EXISTING SATELLITE DISH/ANTENNA TO BE REMOVED AND REINSTALLED.
- EQUIPMENT STAND FOR WALK-IN BOX COOLER/FREEZER CONDENSERS AND ICE MACHINE CONDENSER. REFER TO EQUIPMENT STAND DETAIL, THIS SHEET.
- NOT USED.
- EXISTING ROOF DRAINS. MODIFY AND EXTEND RAIN WATER LEADER, AS REQUIRED FOR NEW ROOFING SYSTEM AND THICKER INSULATION REFER TO DETAIL #4 THIS SHEET.
- REINSTALL EXISTING SALVAGED SIGNAGE. SIGNAGE TO BE REINSTALLED DURING CONSTRUCTION PHASE.
- NEW SIGNAGE TO BE INSTALLED
- EXISTING EXHAUST FAN ON CURB. COORDINATE LOCATION OF FRYER AND BROILER BELOW. EXISTING FRYER AND BROILER HOOD CONNECTED WITH ASSOCIATED DUCTWORK.
- CRIPPLE ONTO OTHER SHEATHING AND RAFTERS/KICKERS.
- REINSTALL SALVAGED CANOPY. REINSTALL DURING CONSTRUCTION PHASE.

BY	
REVISION	
DATE	
NO.	



I hereby certify that these documents were prepared or approved by me, and that I am a duly licensed professional architect under the laws of the State of Maryland.

License #6140 Expiration Date: 08/21/2022

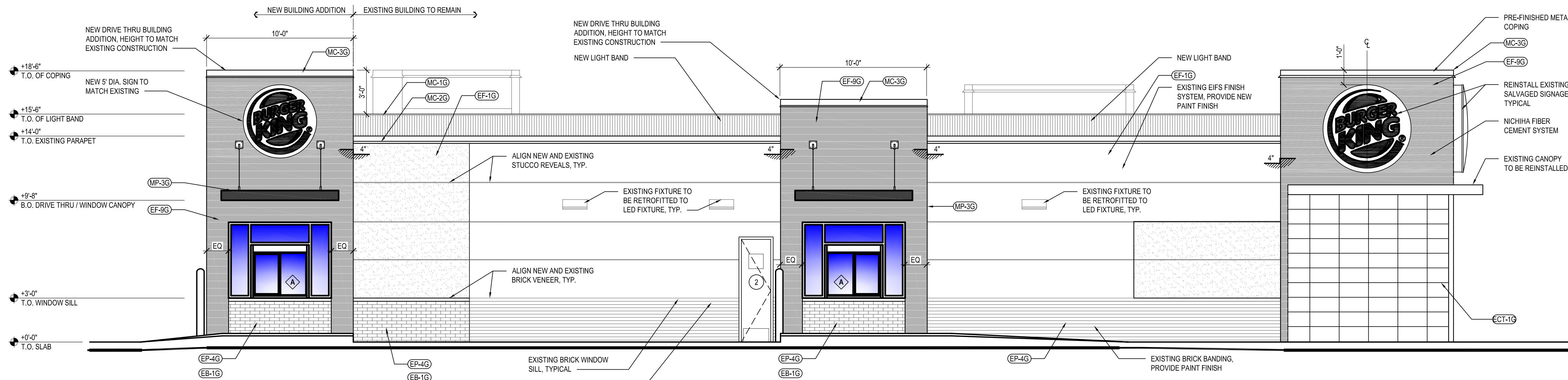
NEW WORK ROOF PLAN

ALTERATIONS - BURGER KING # 7311
BURGERS OF BALTIMORE
9999 PULASKI HIGHWAY
MIDDLE RIVER, MD 21220


DESIGNED:	JMM
DRAWN:	JMM
CHECKED:	SCB
SCALE:	1/4" = 1'-0"
DATE:	04/21/2021
PROJECT:	2018.0375.03.0
DRAWING:	

A104

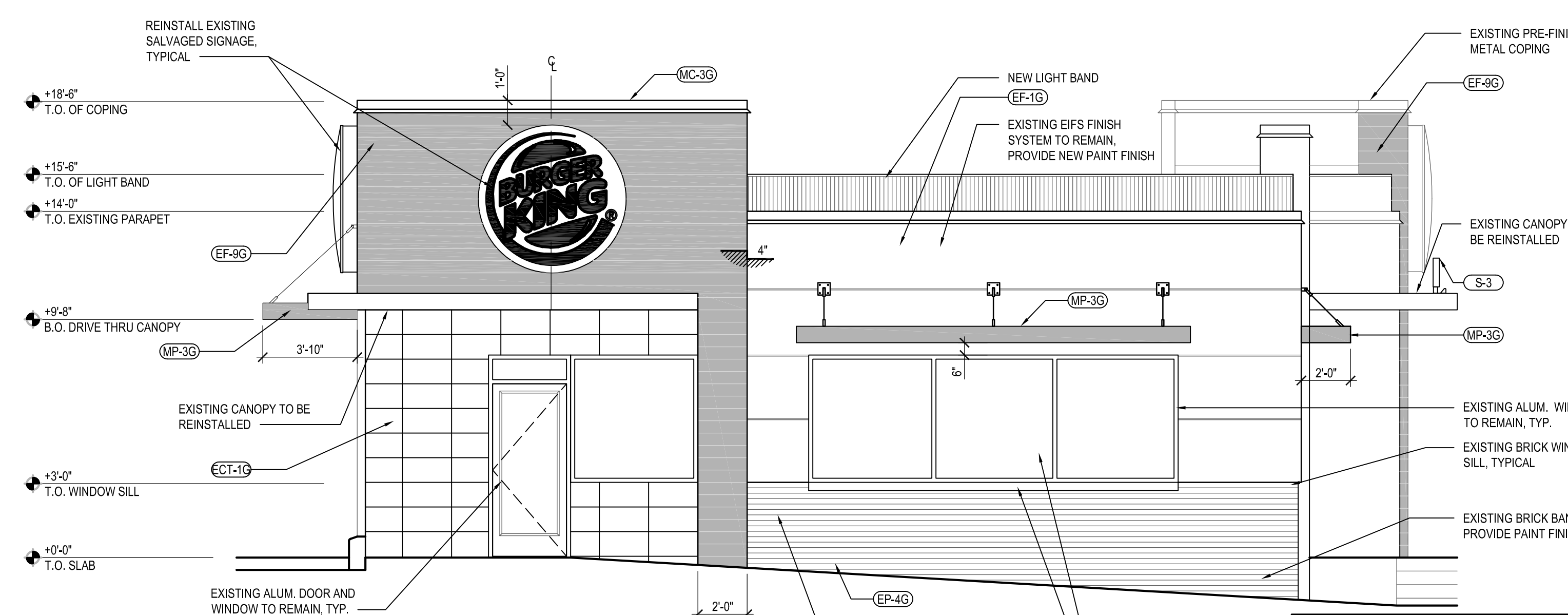
04-21-2021 PERMIT SUBMISSION



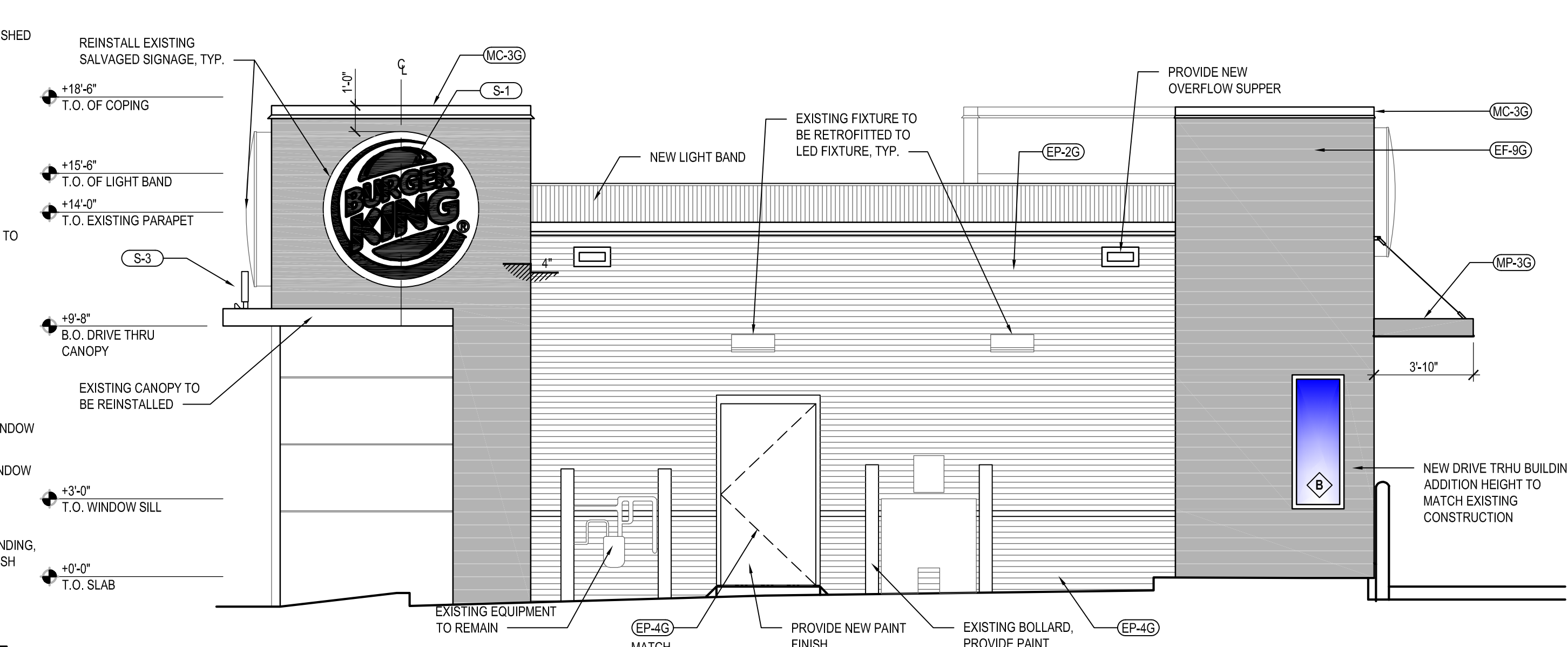
1 DRIVE-THRU ELEVATION
SCALE: 1/4" = 1'-0"



2 MAIN ENTRANCE ELEVATION
SCALE: 1/4" = 1'-0"



3 FRONT ELEVATION
SCALE: 1/4" = 1'-0"



4 BACK ELEVATION
SCALE: 1/4" = 1'-0"

NOTE:
(EF-9G) - INSTALL PER MANUFACTURER'S
SPECIFICATIONS. VERTICAL SEAMS SHALL BE
MINIMIZED. ALL SPANS OF 10' OR MORE SHALL
HAVE VERTICAL CAULKED SEAMS ALIGNED IN THE
CENTER OF THE ARCHON

BY	
REVISION	
DATE	
NO.	

WHITNEY BAILEY COX & MAGNANI, LLC
300 East Joppa Road Suite 200
Annapolis, MD 21403
410.512.4500 www.wbcm.com

WBCM
Designing Infrastructure for Tomorrow®

I hereby certify that these documents were prepared or approved by me, and that I am a duly licensed professional architect under the laws of the State of Maryland.

License #6140 Expiration Date: 08/21/2022

PROPOSED BUILDING ELEVATIONS

ALTERATIONS - BURGER KING # 7311
BURGERS OF BALTIMORE
9999 PULASKI HIGHWAY
MIDDLE RIVER, MD 21220

DESIGNED:	JMM
DRAWN:	JMM
CHECKED:	SCB
SCALE:	1/4" = 1'-0"
DATE:	04/21/2021
PROJECT:	2018.0375.03.0
DRAWING:	

Apr 22, 2021 - 4:24pm User: jimgae

BURGER KING - 20/20 GARDEN GRILL EXTERIOR						
EXTERIOR MATERIALS & FINISH SCHEDULE (not all specs are used on every project)						
08/07/19						
CODE	MATERIAL	LOCATION	MANUFACTURER	PRODUCT	DESCRIPTION COLOR	ADDITIONAL INFORMATION
EB-1G	EXTERIOR BRICK	GENERAL	EVOLUTION BRICK	MOD / QS TUMBLD (FULL BRICK)	OLDE HILLSBORO	CONTACT: GABE POWERS (502) 558-4612 NOTE: USE WITH EGR-3G
				(THIN BRICK)	SIERRA TUMBLD	
			PINE HALL BRICK	FACE BRICK	OLD IRVINGTON O/S	CONTACT: THERESA BEANE (800) 334-8689 - tbeane@pinehallbrick.com NOTE: USE WITH EGR-3G
			H.C. MUDDOX BRICK	THIN BRICK	BK WEST COAST BLEND	CONTACT: ERIN LYNCH (916) 206-7831 NOTE: USE WITH EGR-3G
ECT-1G	EXTERIOR CERAMIC TILE	ACCENT AT BUILDING FRONT	GRANITI GIANDRE / EUROWEST	SENSIBLE STONE ED5052	"RED NATURAL" STACKED BOND PATTERN	CONTACT: JOY DETER AT EUROWEST (714) 309-9551 OR JOY KLEIN (813) 334-3302 jklein@transamerica.com NOTE: USE WITH EGR-4G
EF-1G	EXTERIOR FINISH - STUCCO, STO, FIBER CEMENT SIDING PANELS	GENERAL	STO OR APPROVED EQUAL	STO POWERWALL STUCCO SYSTEM	COLOR TO MATCH EP-2G	CONTACT: TIM SALERNO AT STO CORP (407) 466-5371
				TEXTURE: FINE SAND	PPG "DESERT DUNE"	
				OR STO THERM CI EIFS SYSTEM		
EF-4G	EXTERIOR FINISH STUCCO	GENERAL	STO OR APPROVED EQUAL	STO POWERWALL STUCCO SYSTEM	COLOR TO MATCH EP-4G PPG "GRANITE"	CONTACT: TIM SALERNO AT STO CORP (407) 466-5371
EF-9G	EXTERIOR FINISH FIBER CEMENT	EXTERIOR SIGN ARCHONS	NICHIIHA FIBER CEMENT	VINTAGE WOOD EF762	"CEDAR"	CONTACT NICHIIHA CUSTOMER SERVICE (770) 805-9466 BK@NICHIIHA.COM INSTALL PER MANUFACTURER'S SPECIFICATIONS. VERTICAL SEAMS SHALL BE MINIMIZED. ALL SPANS OF 10' OR MORE SHALL HAVE VERTICAL SEAMS ALIGNED IN THE CENTER OF THE ARCHON. SEAMS TO BE CAULKED WITH EC-1G OR USE "H-MOLD" FACTORY TRIMS. ALL TRIMS SHALL BE FACTORY PAINTED TO MATCH PANELS. VERTICAL APPLICATIONS ONLY (NOT FOR USE ON SOFFITS)
TR-1G	ALUMINUM TRIMS					CONTACT: MATT KLINGE AT ADFAST (314) 753-0964 matt.klinge@adfastcorp.com NOTE: USE WITH EF-9G
EC-1G	EXTERIOR CAULK					CONTACT: KEVIN LASTACY @ PPG Corporate National Accounts Manager (616) 335-3259 klastacy@ppg.com
EP-2G	EXTERIOR PAINT	EXTERIOR GENERAL	PPG	PRIMER: 17-921	"DESERT DUNE" 1023-4 , former "TANNERS TAUPE"	
EP-4G	EXTERIOR PAINT	EXTERIOR WAINSCOT		PAINT: 6-2045XI	PPG1023-4	
EP-6G	EXTERIOR PAINT	LOGO SIGN CABINETS & BURGER KING CHANNEL LETTER CABINETS		PRIMER: 17-921	"GRANITE" 1022-6 , former "MONTERREY CLIFFS"	
EP-6AG	EXTERIOR PAINT	EXISTING MANSARD ROOFS, SHINGLES & BARREL TILE		PAINT: 6-2045XI	10YY 14/080	
EP-6BG	EXTERIOR PAINT	EXISTING STANDING SEAM METAL ROOF		PRIMER: 6-212	"STEPPING STONE" 1010-4 , former "BURGER KING SILVER"	NOTE: FOR REMODELS ONLY
EP-8BG	EXTERIOR PAINT	METAL COPING AT ARCHON TOWERS		PAINT: 6-230	Custom Formula	NOT FOR USE ON ROOFS.
EXT-1G	EXTERIOR PAINT	POLES & POLE SIGN		PRIMER: 17-921	"DOVER GRAY" 1001-1 , former "GRYMMYS GREY"	SEE EP-6AG & EP-6BG
EXT-2G	EXTERIOR PAINT	SIGNS		PAINT: 90-1110	00NN 20/000	NOTE: BY EXCEPTION FOR REMODELS ONLY
EP-2G	EXTERIOR PAINT	EXTERIOR GENERAL		PRIMER: 90-712	"GRAY STONE" 1009-4 , former "MARCH WIND"	NOTE: BY EXCEPTION FOR REMODELS ONLY
EP-4G	EXTERIOR PAINT	EXTERIOR WAINSCOT		PAINT: 90-1110	Custom Formula	
EP-6G	EXTERIOR PAINT	LOGO SIGN CABINETS & BURGER KING CHANNEL LETTER CABINETS		PRIMER: 17-921	"CARAVEL BROWN" 1079-6 , former "CEDAR"	
EP-8G	EXTERIOR PAINT	METAL COPING AT ARCHON TOWERS		PAINT: 6-2045XI	Custom Formula	
EXT-1G	EXTERIOR PAINT	POLES & POLE SIGN	SHERWIN-WILLIAMS	PRIMER: 90-712	"BLACK"	
EXT-2G	EXTERIOR PAINT	SIGNS		PAINT: 90-353	Tint to match	
EP-2G	EXTERIOR PAINT	EXTERIOR GENERAL		PRIMER: 90-712	PPG 1006-6 "DECONSTRUCTION"	
EP-4G	EXTERIOR PAINT	EXTERIOR WAINSCOT		PAINT: 90-375	"TAUPE TONE"	Contact: GLENN REMLER, ARCHITECTURAL ACCOUNT EXECUTIVE
EP-6G	EXTERIOR PAINT	LOGO SIGN CABINETS & BURGER KING CHANNEL LETTER CABINETS		PRIMER:	SW 7633	phone: (954) 547-1217
EP-8G	EXTERIOR PAINT	METAL COPING AT ARCHON TOWERS		Loxon Concrete & Masonry A24W300		email: Glenn.J.Remler@Sherwin.com
EXT-1G	EXTERIOR PAINT	POLES & POLE SIGN		PAINT:		
EXT-2G	EXTERIOR PAINT	SIGNS		Superpaint Ext Satin A89 Series		
EP-2G	EXTERIOR PAINT	EXTERIOR GENERAL		Satin		
EP-4G	EXTERIOR PAINT	EXTERIOR WAINSCOT		PRIMER:	"HOMESTEAD BROWN"	
EP-6G	EXTERIOR PAINT	LOGO SIGN CABINETS & BURGER KING CHANNEL LETTER CABINETS		Loxon Concrete & Masonry A24W300	SW 7515	
EP-8G	EXTERIOR PAINT	METAL COPING AT ARCHON TOWERS		PAINT:		
EXT-1G	EXTERIOR PAINT	POLES & POLE SIGN		Superpaint Ext Satin A89 Series		
EXT-2G	EXTERIOR PAINT	SIGNS		Satin		
EP-2G	EXTERIOR PAINT	EXTERIOR GENERAL	SHERWIN-WILLIAMS	PRIMER:	FACTORY FINISH SILVER	NOTE: FOR REMODELS ONLY
EP-4G	EXTERIOR PAINT	EXTERIOR WAINSCOT		Loxon Concrete & Masonry A24W300		
EP-6G	EXTERIOR PAINT	LOGO SIGN CABINETS & BURGER KING CHANNEL LETTER CABINETS		PAINT:		NOT FOR USE ON ROOFS.
EP-8G	EXTERIOR PAINT	METAL COPING AT ARCHON TOWERS		Superpaint Ext Satin A89 Series		
EXT-1G	EXTERIOR PAINT	POLES & POLE SIGN		Satin		
EXT-2G	EXTERIOR PAINT	SIGNS		PRIMER:		
EP-2G	EXTERIOR PAINT	EXTERIOR GENERAL		Kem Bond HS B50A28		
EP-4G	EXTERIOR PAINT	EXTERIOR WAINSCOT		PAINT:		
EP-6G	EXTERIOR PAINT	LOGO SIGN CABINETS & BURGER KING CHANNEL LETTER CABINETS		Silver Brite B59S11		
EP-8G	EXTERIOR PAINT	METAL COPING AT ARCHON TOWERS		PRIMER:	"CEDAR"	
EXT-1G	EXTERIOR PAINT	POLES & POLE SIGN		Pro Industrial Pro-Cryl Primer B66-310	Custom Formula	
EXT-2G	EXTERIOR PAINT	SIGNS		PAINT:		
EP-2G	EXTERIOR PAINT	EXTERIOR GENERAL	SHERWIN-WILLIAMS	Pro Industrial High Performance Acrylic B66-650		
EP-4G	EXTERIOR PAINT	EXTERIOR WAINSCOT		Semi-Gloss		
EP-6G	EXTERIOR PAINT	LOGO SIGN CABINETS & BURGER KING CHANNEL LETTER CABINETS		PRIMER:	FACTORY FINISH BLACK	
EP-8G	EXTERIOR PAINT	METAL COPING AT ARCHON TOWERS		Pro Industrial Pro-Cryl Primer B66-310		
EXT-1G	EXTERIOR PAINT	POLES & POLE SIGN		PAINT:		
EXT-2G	EXTERIOR PAINT	SIGNS		Pro Industrial High Performance Acrylic B66-600		
EP-2G	EXTERIOR PAINT	EXTERIOR GENERAL		Gloss		
EP-4G	EXTERIOR PAINT	EXTERIOR WAINSCOT		PRIMER:	FACTORY FINISH TO MATCH	
EP-6G	EXTERIOR PAINT	LOGO SIGN CABINETS & BURGER KING CHANNEL LETTER CABINETS		Pro Industrial Pro-Cryl Primer B66-310	SW 6075 "GARRET GRAY"	
EP-8G	EXTERIOR PAINT	METAL COPING AT ARCHON TOWERS		PAINT:		
EXT-1G	EXTERIOR PAINT	POLES & POLE SIGN		Pro Industrial High Performance Acrylic B66-600		
EXT-2G	EXTERIOR PAINT	SIGNS		Gloss		
EGR-3G	GROUT	BRICK	MAPEI		#5 "CHAMOIS"	NOTE: USE WITH EB-1G
EGR-4G	GROUT	CERAMIC TILE	CUSTOM BUILDING PRODUCTS	POLYBLEND SANDED	#335 "WINTER GRAY"	NOTE: USE WITH ECT-1G *** FOR SETTING MATERIALS USE COMPLETE CONTACT RAPID SET *** SEAL GROUT WITH AQUAMIX SEALERS CHOICE GOLD
MC-1G	METAL COPING	TOP OF LIGHT BAND WALL CAP	W.P. HICKMAN SYSTEMS, INC.	PERMA SNAP PLUS	A-30 "SILVERSMITH"	CONTACT: W.P. HICKMAN COMPANY (828)676-1700 - WWW.WPH.COM
MC-2G	METAL COPING	BELOW LIGHT BAND		PERMA SNAP PLUS	FACTORY FINISH TO MATCH EP-2G PPG "TANNERS TAUPE"	
MC-3G	METAL COPING	TOP OF ARCHON		PERMA SNAP PLUS	TO BE PAINTED TO MATCH EP-8G PPG "CEDAR"	
MP-1G		PARAPET LIGHT BAND		LED LIGHT BAND		
MP-3G	METAL CANOPY	ABOVE DOORS AND WINDOWS	*SEE APPROVED CANOPY SUPPLIERS	CUSTOM METAL CANOPY	COLOR: CLEAR ANODIZED	*SEE PLANS

BY						
REVISION						
DATE						
NO.						

WHITNEY BAILEY COX & MAGNANI LLC
300 East Joppa Road Suite 200
Annapolis, MD 21403
410.512.4500 www.wbcm.com

WBCM

Designing Infrastructure for Tomorrow®

I hereby certify that these documents were prepared or approved by me, and that I am a duly licensed professional architect under the laws of the State of Maryland.

License #6140 Expiration Date: 08/21/2022

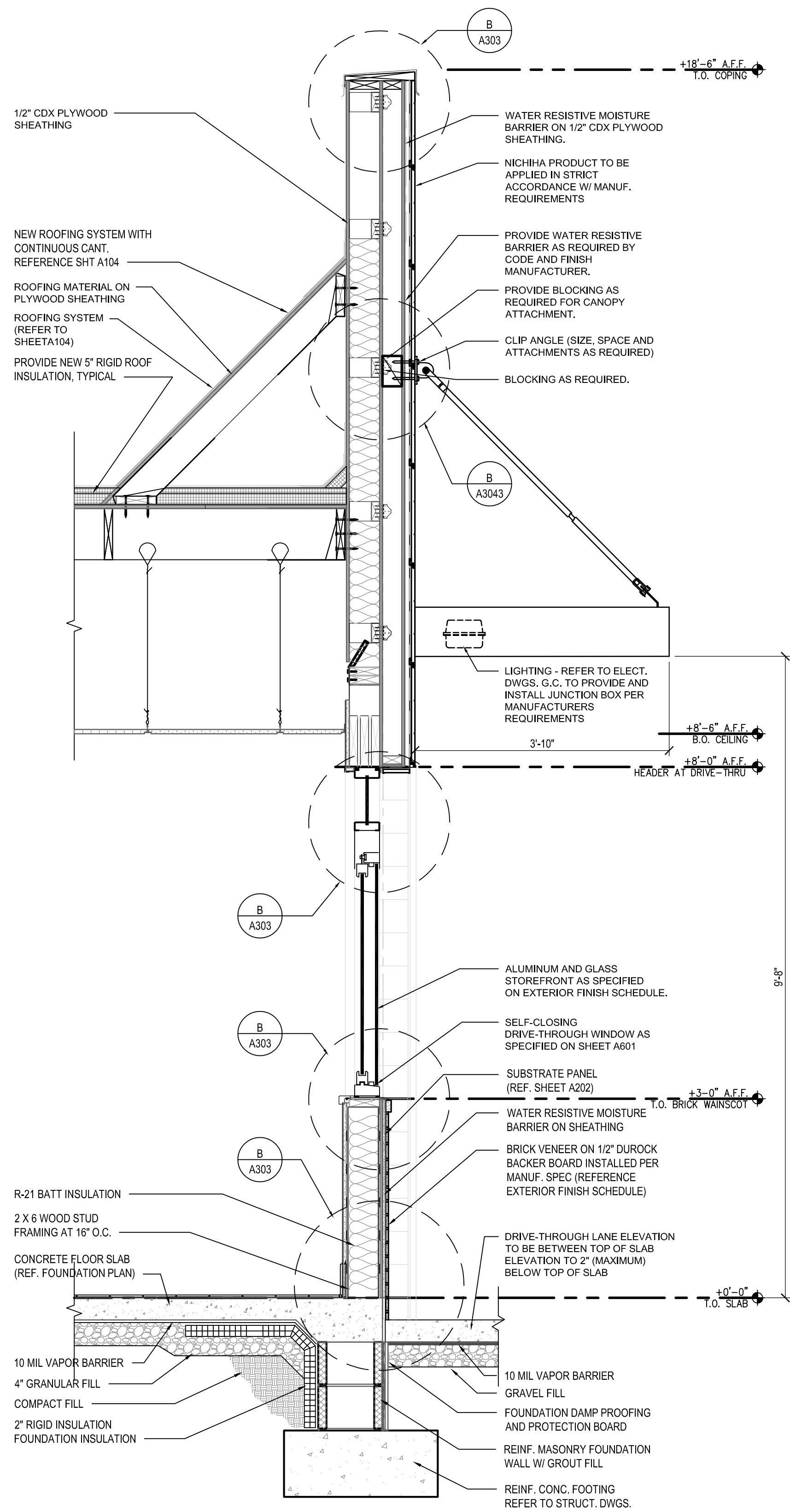
EXTERIOR FINISH SCHEDULE

ALTERATIONS - BURGER KING # 7311

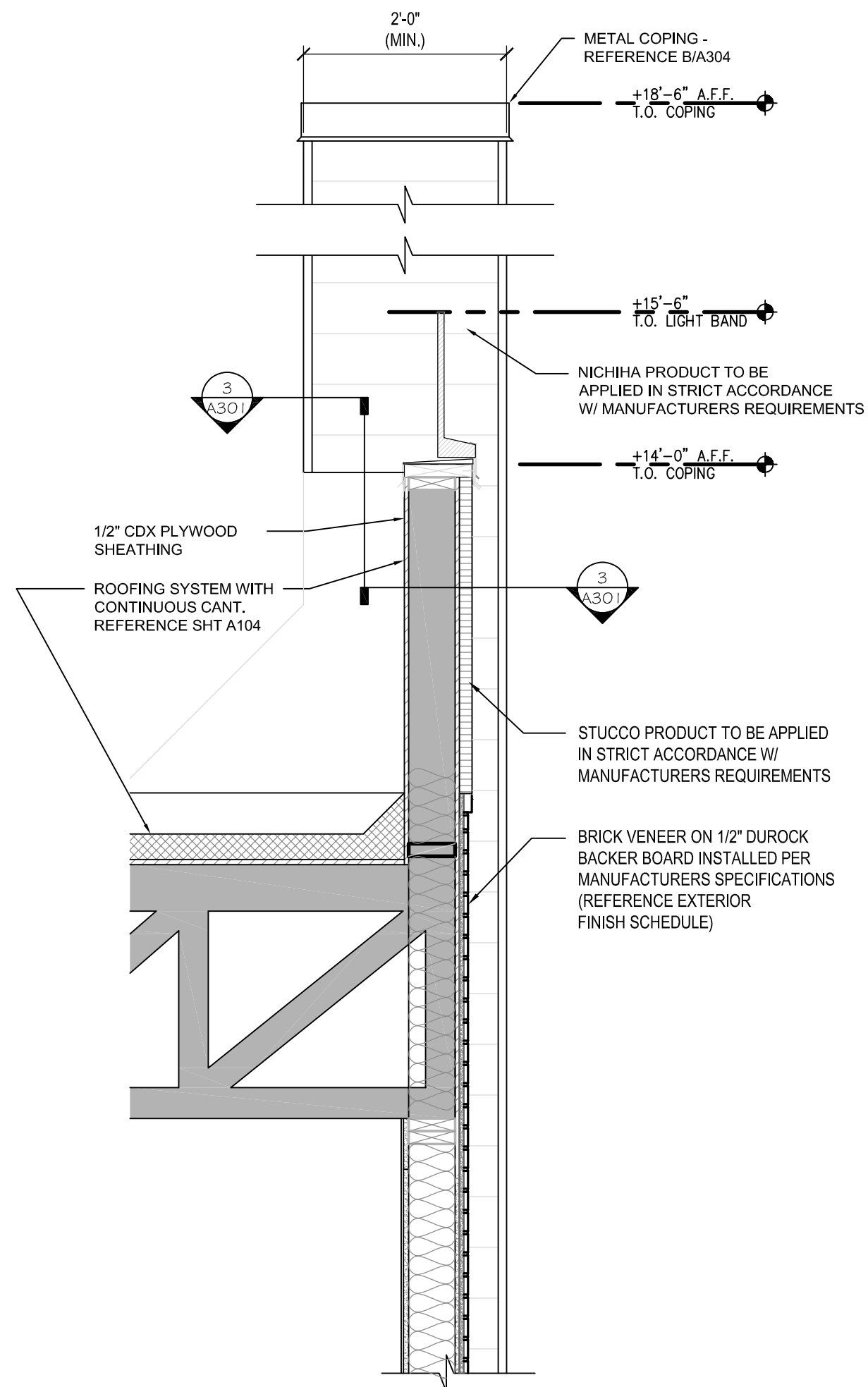
BURGERS OF BALTIMORE
9999 PULASKI HIGHWAY
MIDDLE RIVER, MD 21220

DESIGNED:	JMM
DRAWN:	JMM
CHECKED:	SCB
SCALE:	1/4"= 1'-0"
DATE:	04/21/2021
PROJECT:	2018.0375.03.0
DRAWING:	

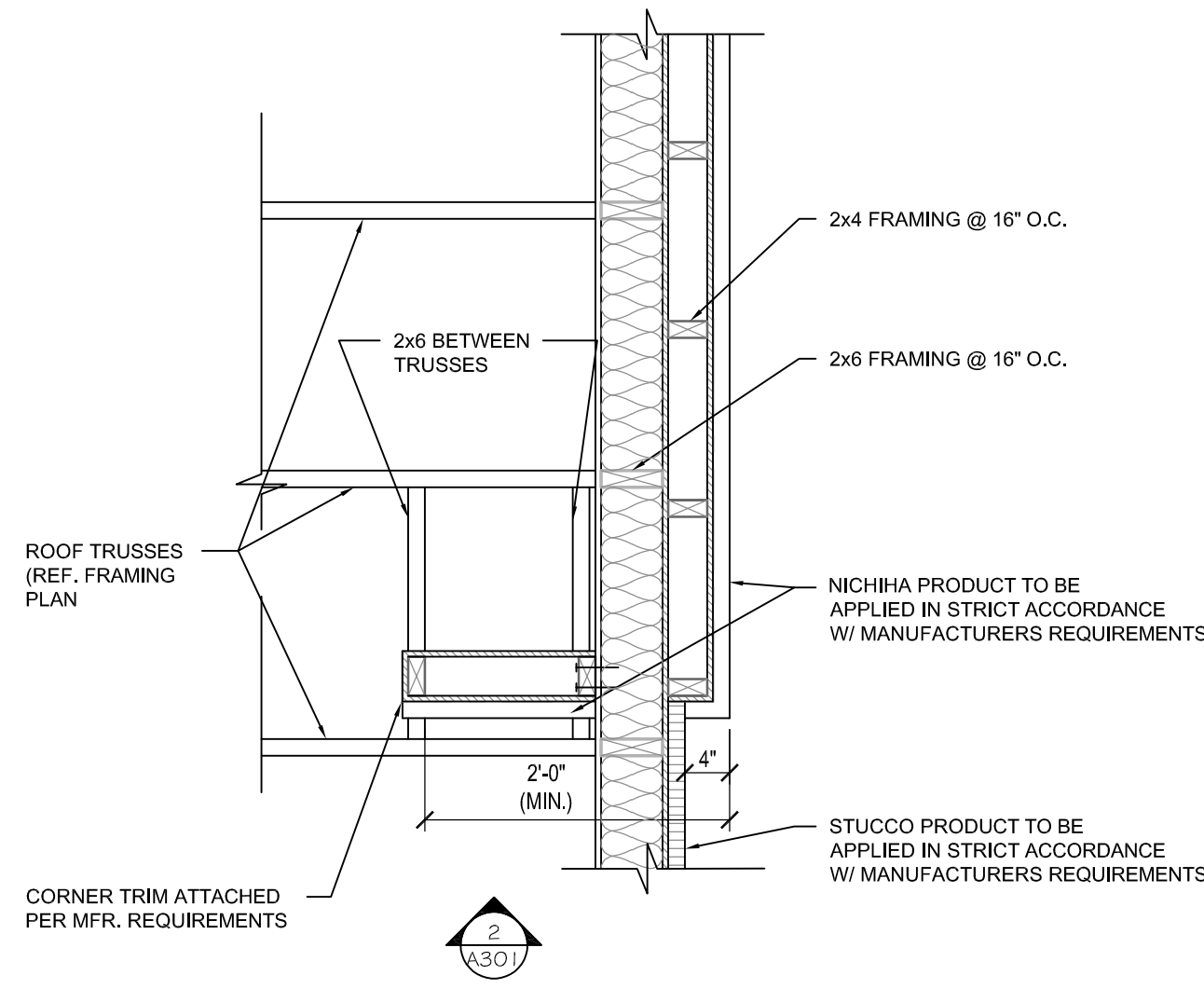
A202



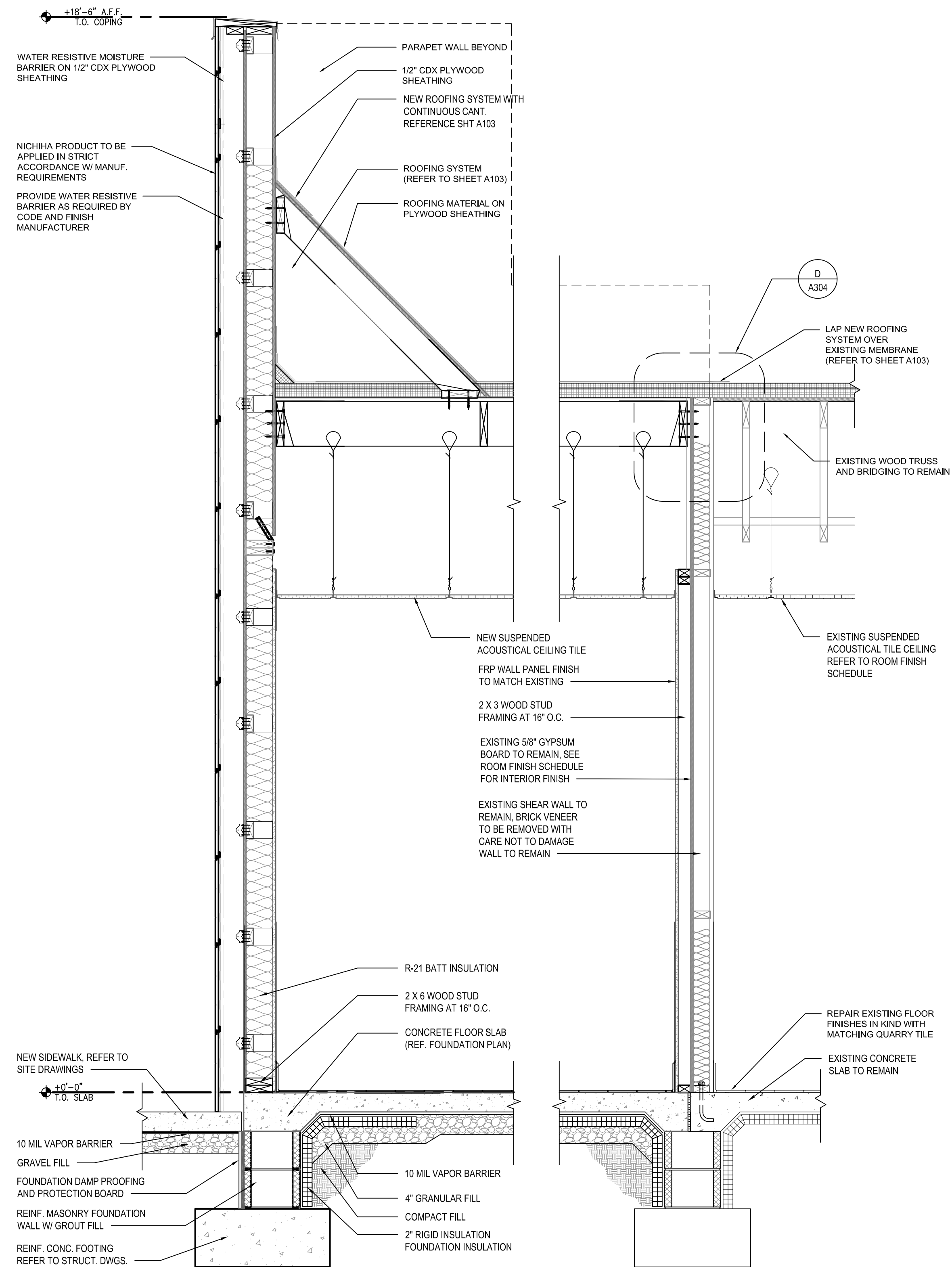
1 DRIVE-THROUGH WINDOW WALL
SCALE: 3/4" = 1'-0"



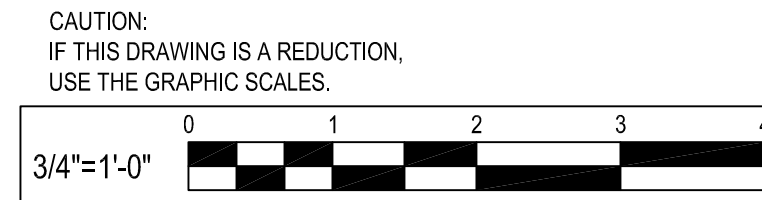
2 TYPICAL TOWER RETURN WALL
SCALE: 3/4" = 1'-0"



3 SECTION (PLAN) AT TYPICAL TOWER RETURN WALL
SCALE: 3/4" = 1'-0"



4 DRIVE-THROUGH EXTERIOR WALL
SCALE: 3/4" = 1'-0"



04-21-2021 PERMIT SUBMISSION

BY	
REVISION	
DATE	
NO.	

WHITNEY BAILEY COX & MAGNANI LLC
300 East Japan Road Suite 200
Baltimore, MD 21202
410.512.4500 www.wbcm.com

WBCM
Designing Infrastructure for Tomorrow®

I hereby certify that these documents were prepared or approved by me, and that I am a duly licensed professional architect under the laws of the State of Maryland.

License #6140 Expiration Date: 08/21/2022

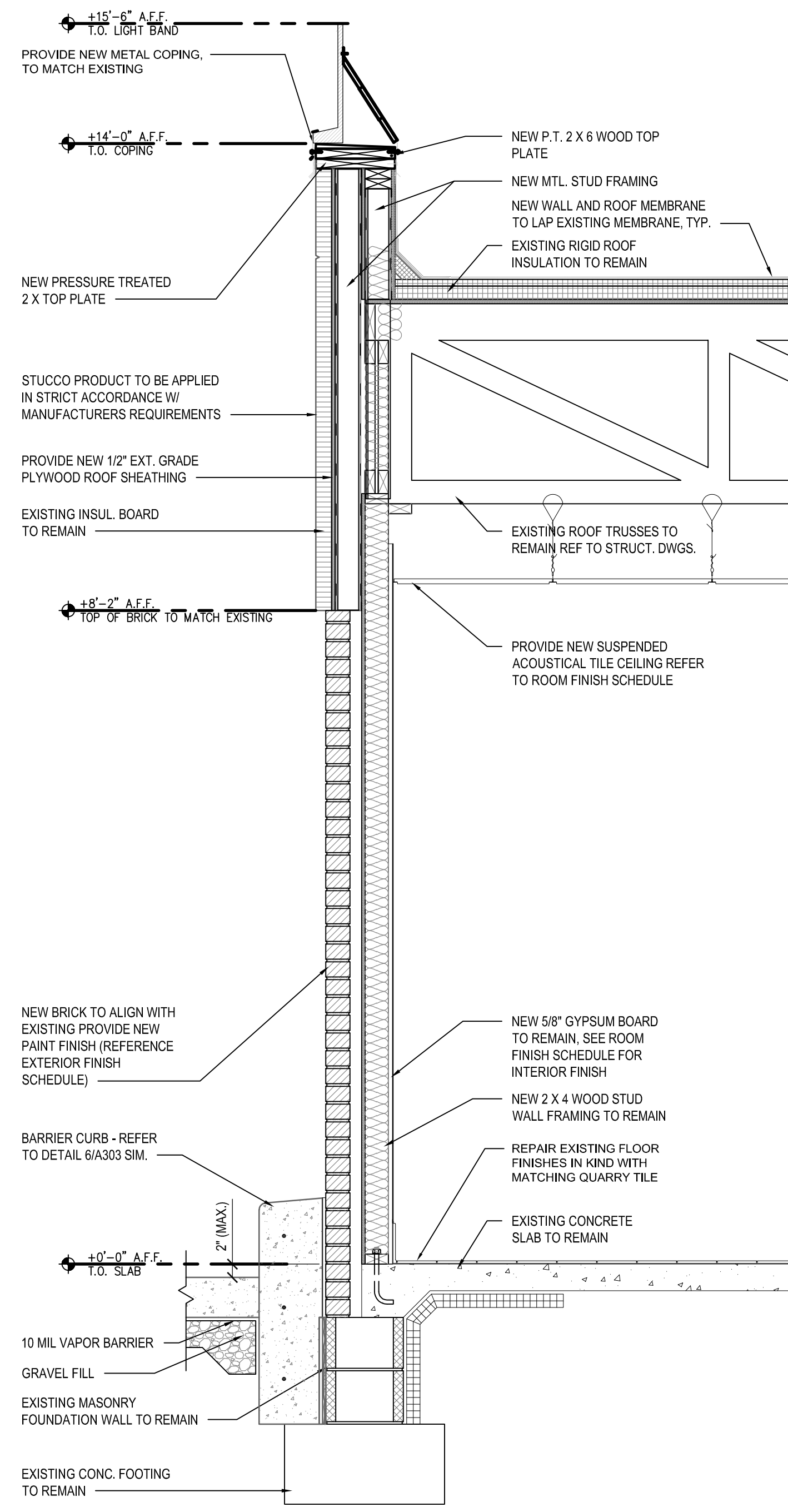
WALL SECTIONS

ALTERATIONS - BURGER KING # 7311

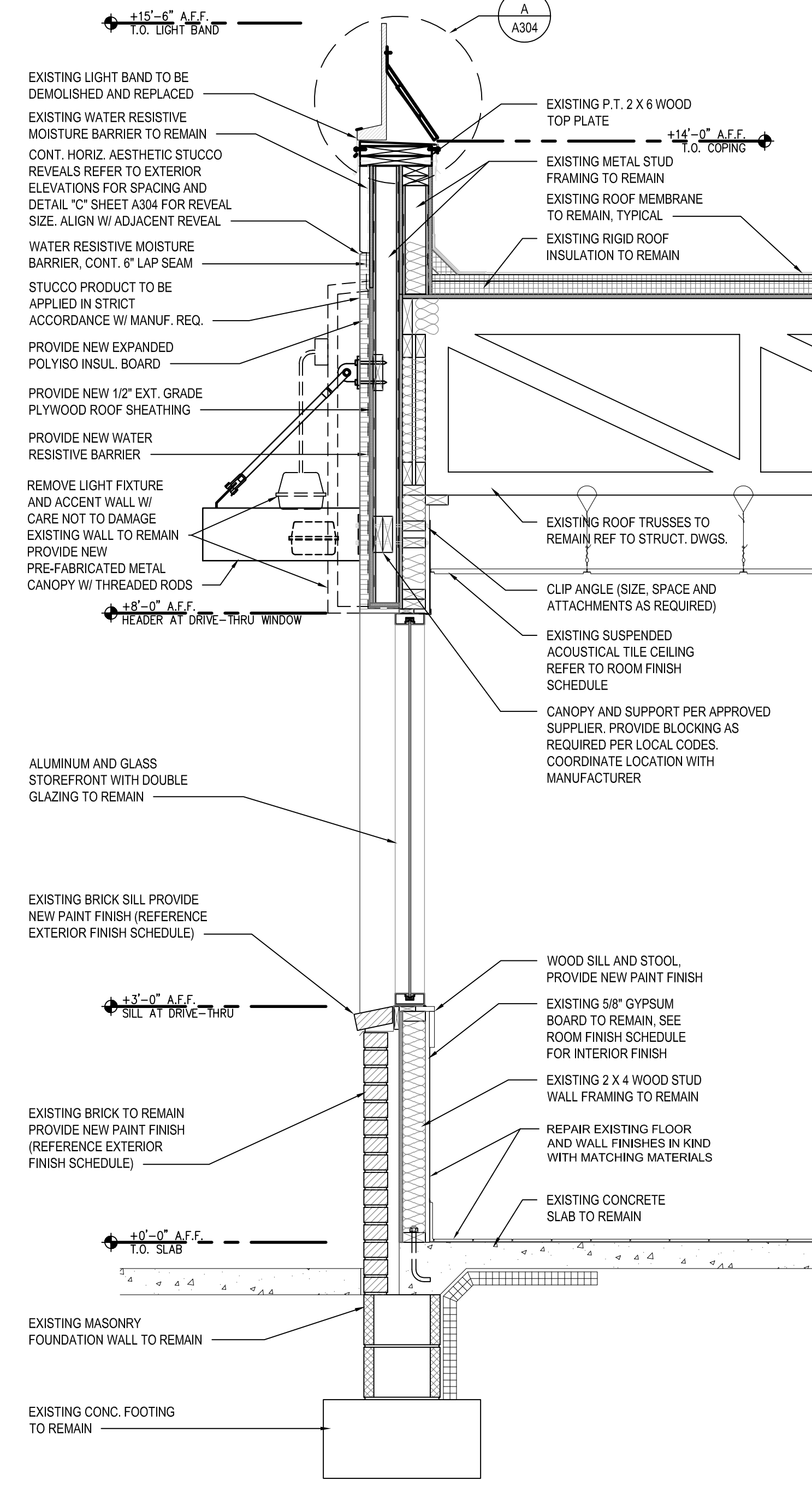
BURGERS OF BALTIMORE
9999 PULASKI HIGHWAY
MIDDLE RIVER, MD 21220

DESIGNED:	JMM
DRAWN:	JMM
CHECKED:	SCB
SCALE:	1/4"= 1'-0"
DATE:	04/21/2021
PROJECT:	2018.0375.03.0
DRAWING:	

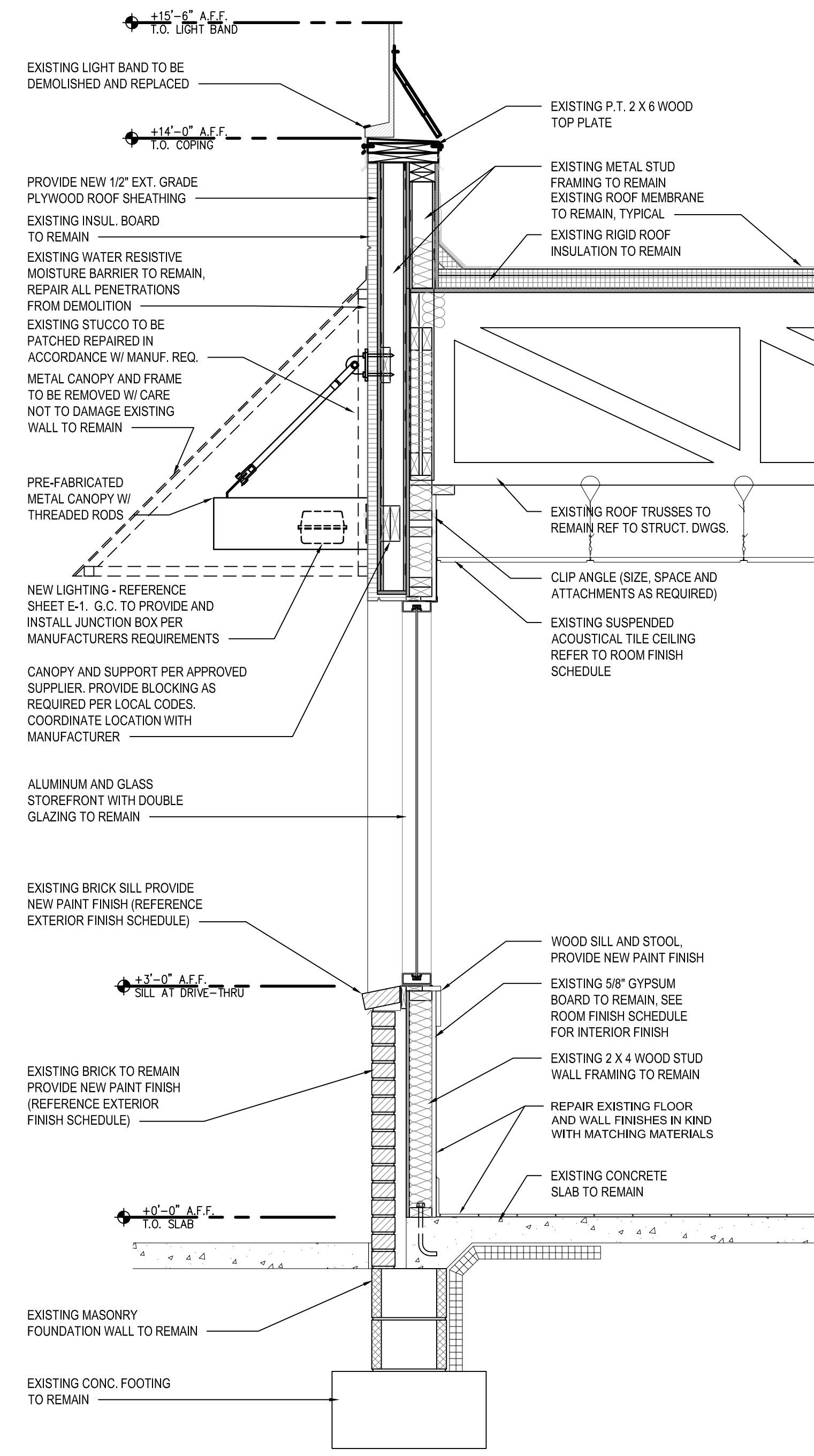
A301



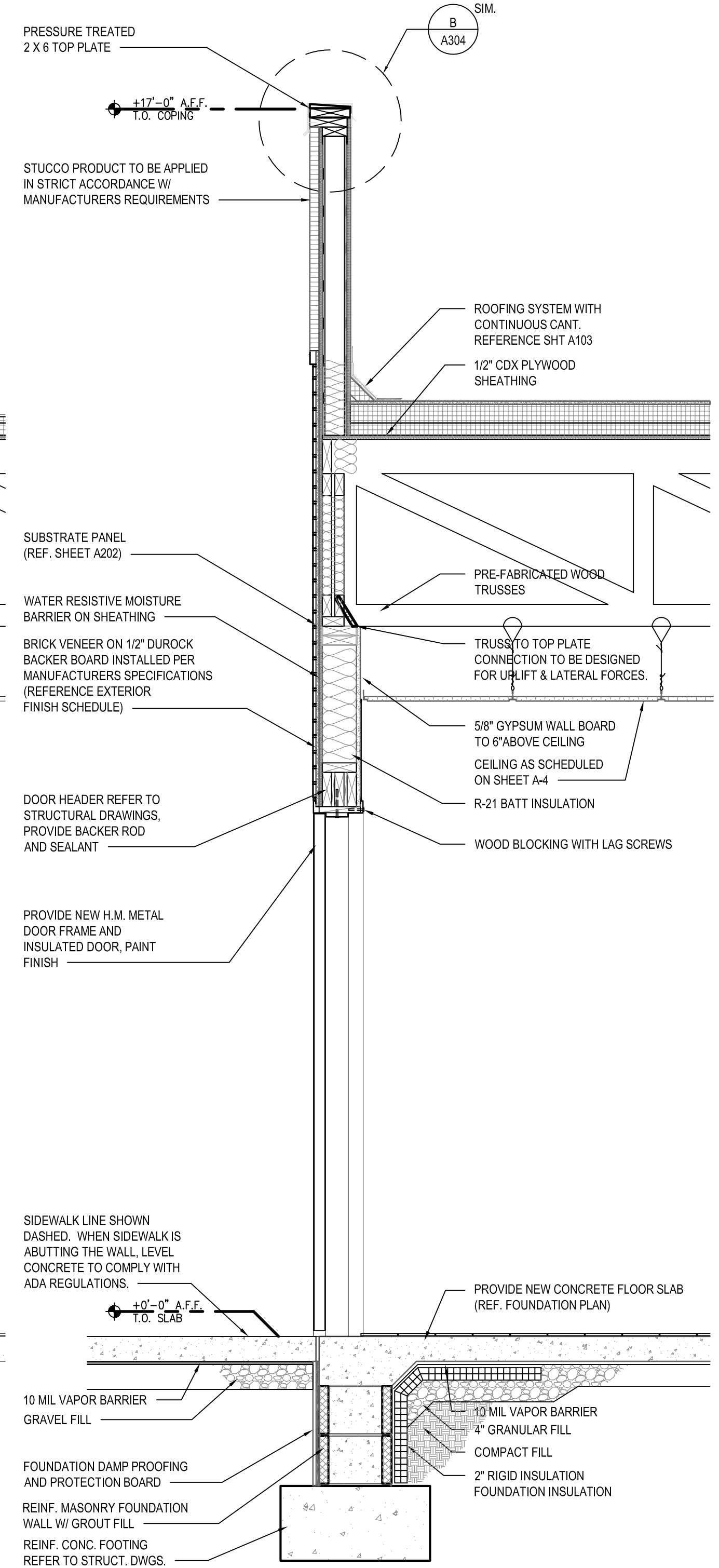
4 DRIVE-THROUGH EXTERIOR WALL
SCALE: 3/4" = 1'-0"



1 WALL SECTION
SCALE: 3/4" = 1'-0"



2 WALL SECTION
SCALE: 3/4" = 1'-0"



3 WALL SECTION
SCALE: 3/4" = 1'-0"

NO.	DATE	REVISION	BY

WHITNEY BAILEY COX & MAGNANI LLC
300 East Joppa Road Suite 200
Annapolis, MD 21403
410.512.4500 www.wbcm.com

WBCM
Designing Infrastructure for Tomorrow®

I hereby certify that these documents were prepared or approved by me, and that I am a duly licensed professional architect under the laws of the State of Maryland.

License #6140 Expiration Date: 08/21/2022

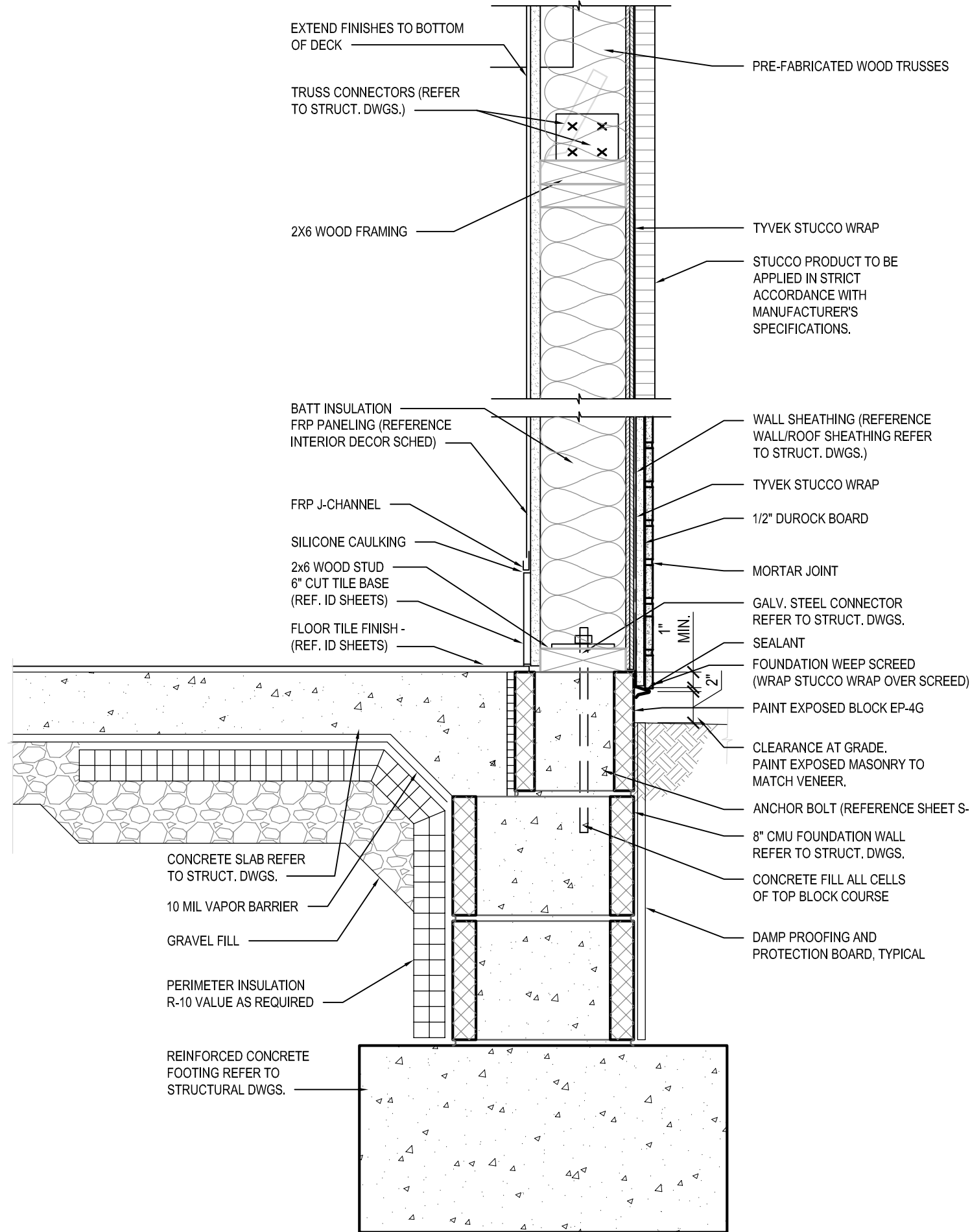
WALL SECTIONS

ALTERATIONS - BURGER KING # 7311
BURGERS OF BALTIMORE
9999 PULASKI HIGHWAY
MIDDLE RIVER, MD 21201

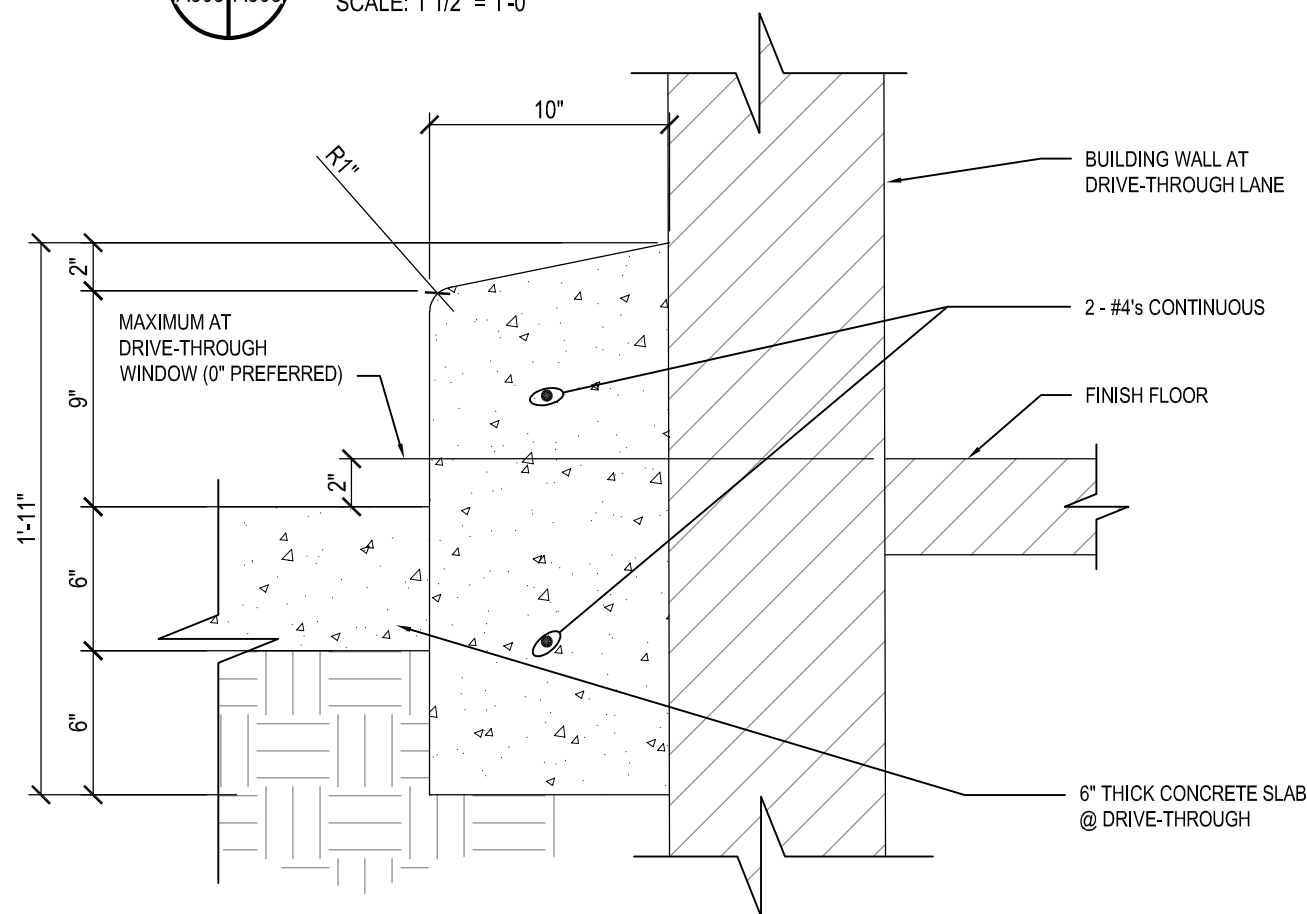
DESIGNED:	JMM
DRAWN:	JMM
CHECKED:	SCB
SCALE:	1/4" = 1'-0"
DATE:	04/21/2021
PROJECT:	2018.0375.03.0
DRAWING:	

A302

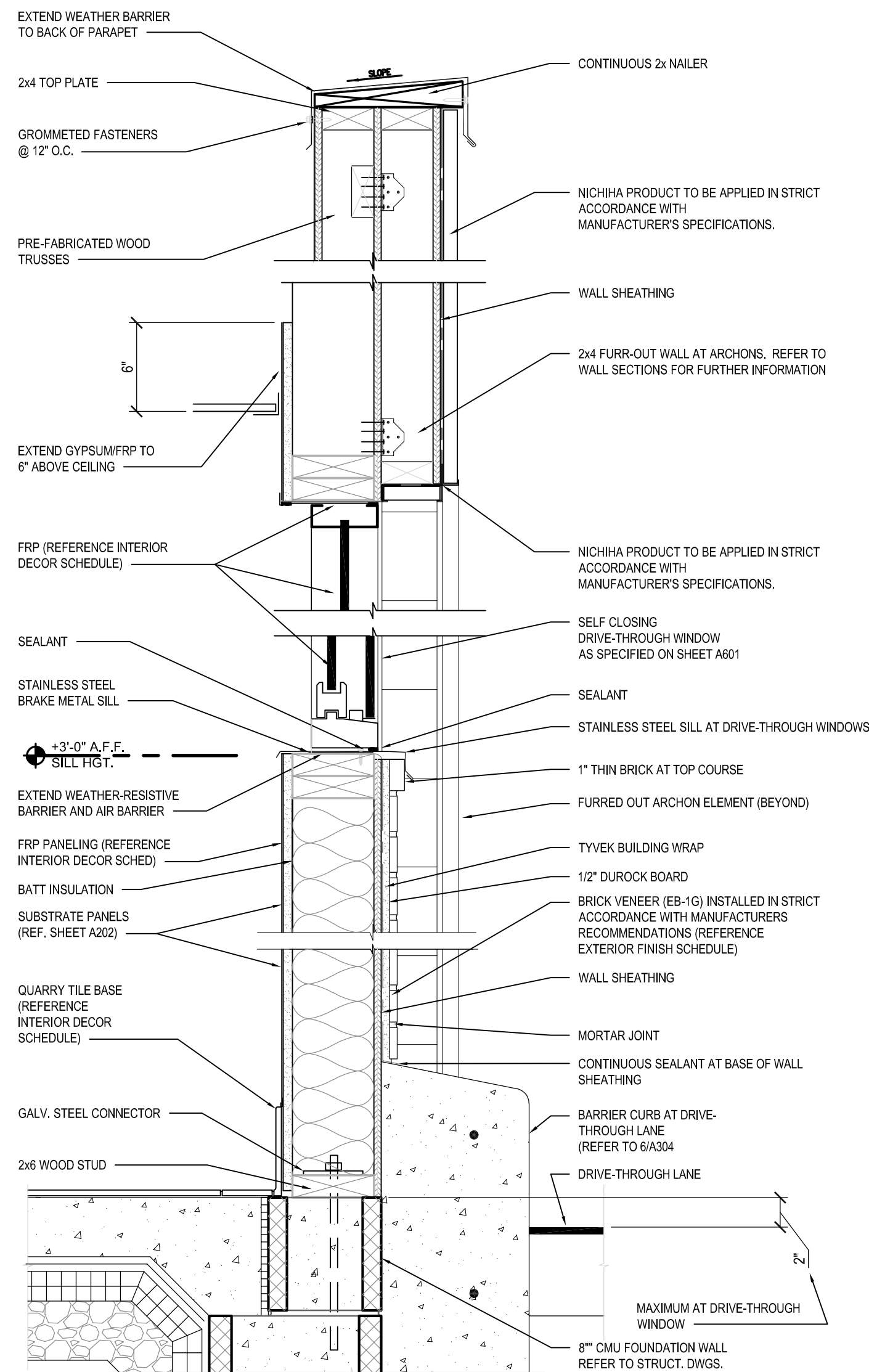
04-21-2021 PERMIT SUBMISSION



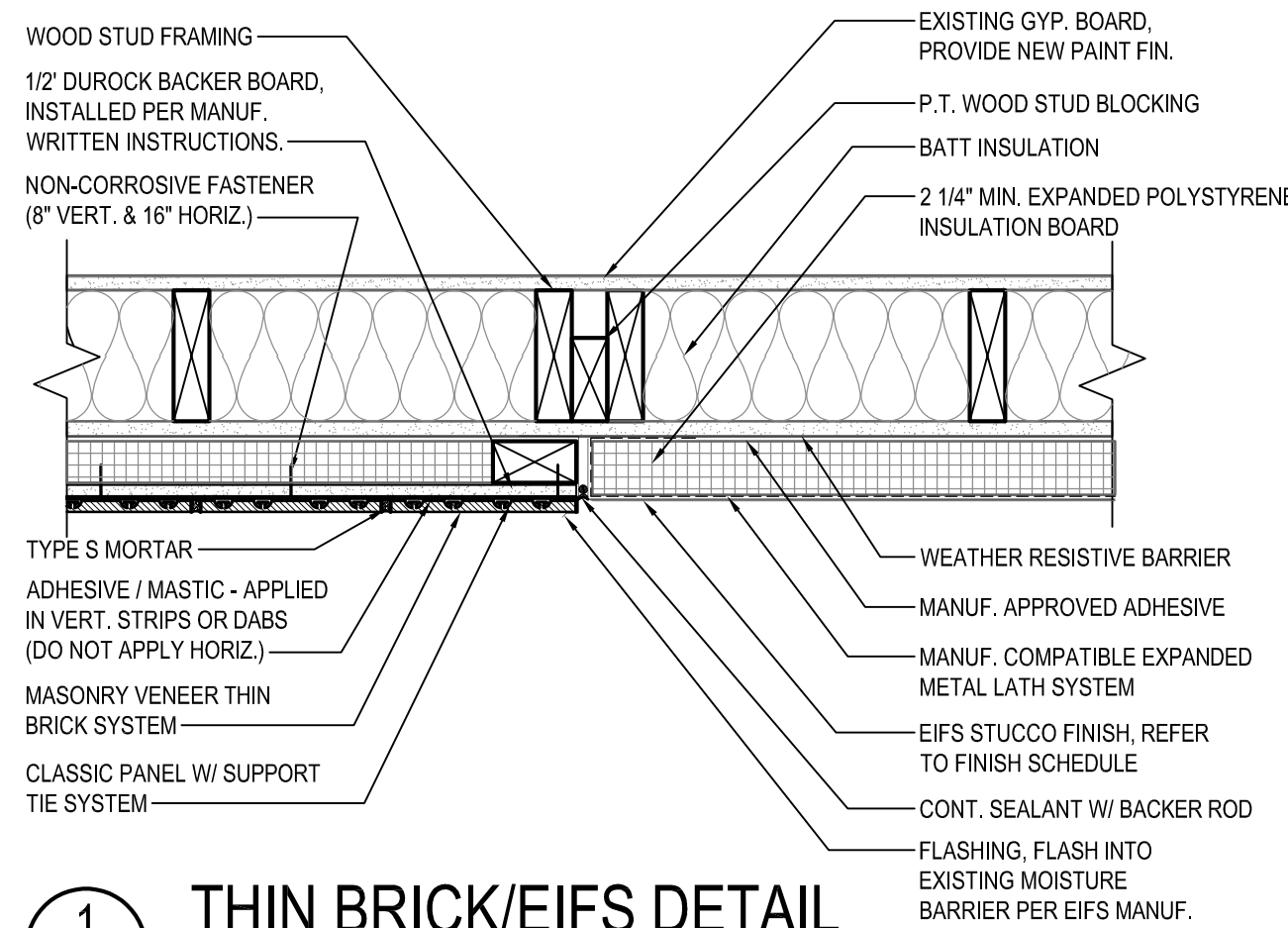
A BASE-SILL-HEADER-CAP DETAILS
SCALE: 1 1/2" = 1'-0"



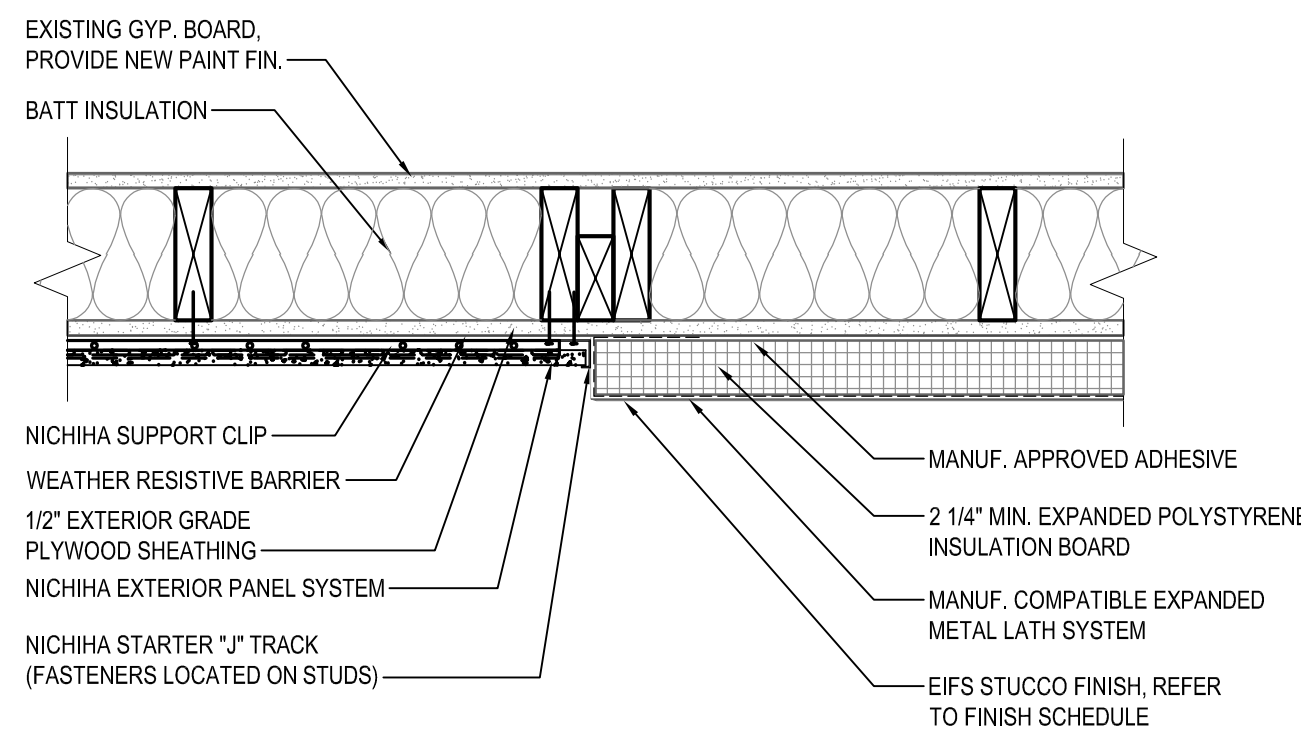
6 BARRIER CURB DETAIL
SCALE: 1 1/2" = 1'-0"



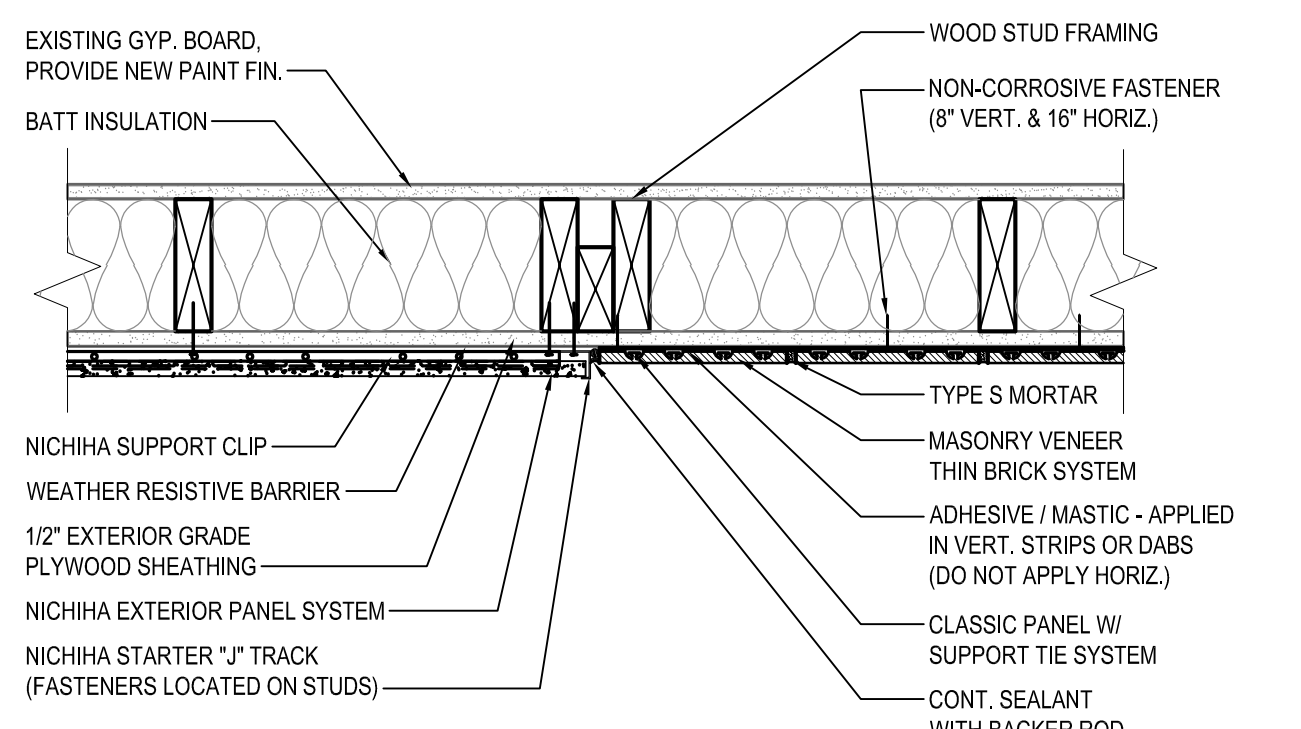
B DRIVE THROUGH BASE-SILL-HEADER-CAP DETAILS
SCALE: 1 1/2" = 1'-0"



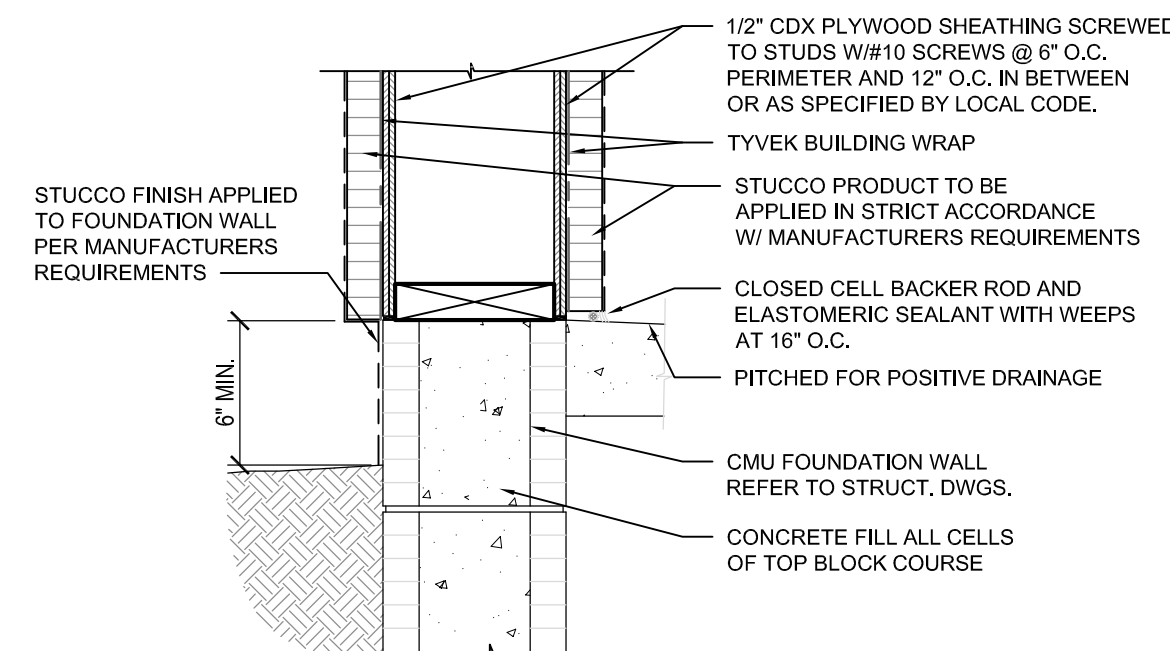
1 THIN BRICK/EIFS DETAIL
SCALE: 1 1/2" = 1'-0"



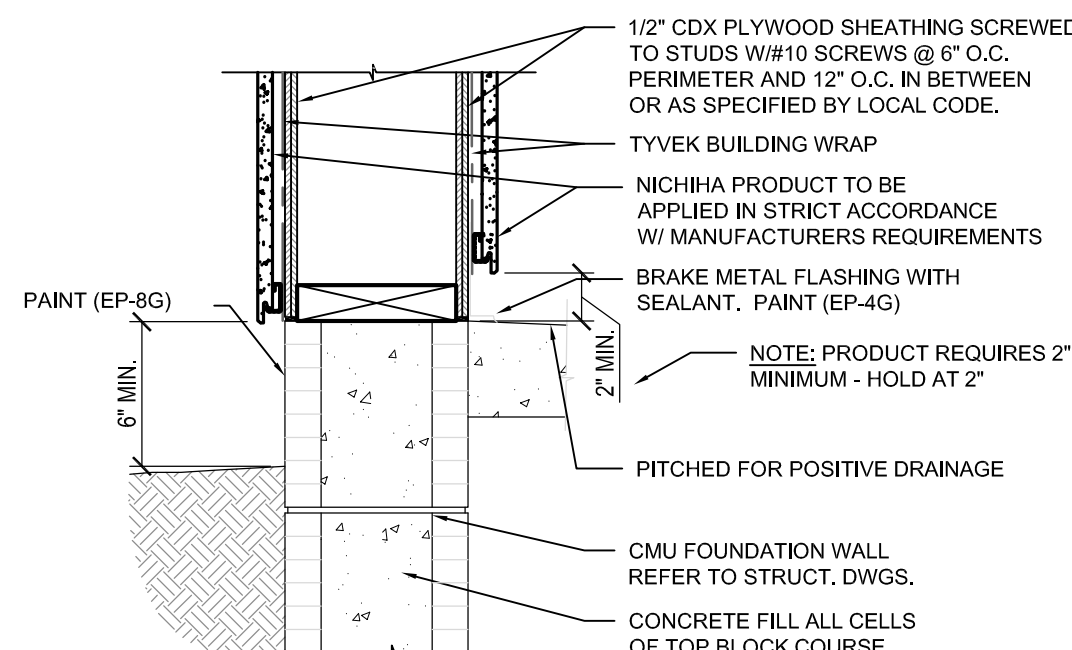
2 NICHHA/EIFS DETAIL
SCALE: 1 1/2" = 1'-0"



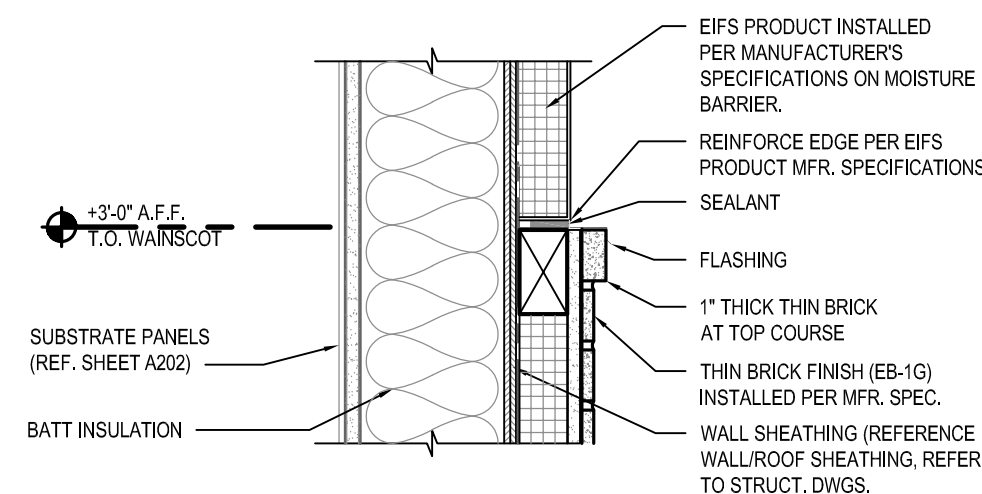
3 NICHHA/THIN BRICK DETAIL
SCALE: 1 1/2" = 1'-0"



4 EIFS TERMINATION AT GRADE
SCALE: 1 1/2" = 1'-0"

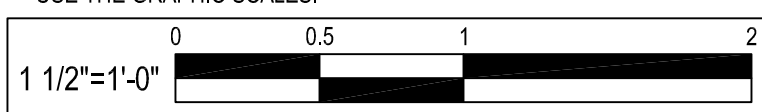


5 NICHHA TERMINATION AT GRADE
SCALE: 1 1/2" = 1'-0"



C WAINSCOT/STUCCO TRANSITION
SCALE: 1 1/2" = 1'-0"

CAUTION:
IF THIS DRAWING IS A REDUCTION,
USE THE GRAPHIC SCALES.



04-21-2021 PERMIT SUBMISSION

BY	
REVISION	
DATE	
NO.	

WHITNEY BAILEY COX & MAGNANI, LLC
300 East Joppat Road Suite 200
Joppatowne, MD 21085
410.512.4500 www.wbcm.com

WBCM
Designing Infrastructure for Tomorrow®

I hereby certify that these documents were prepared or approved by me, and that I am a duly licensed professional architect under the laws of the State of Maryland.

License #6140 Expiration Date: 08/21/2022

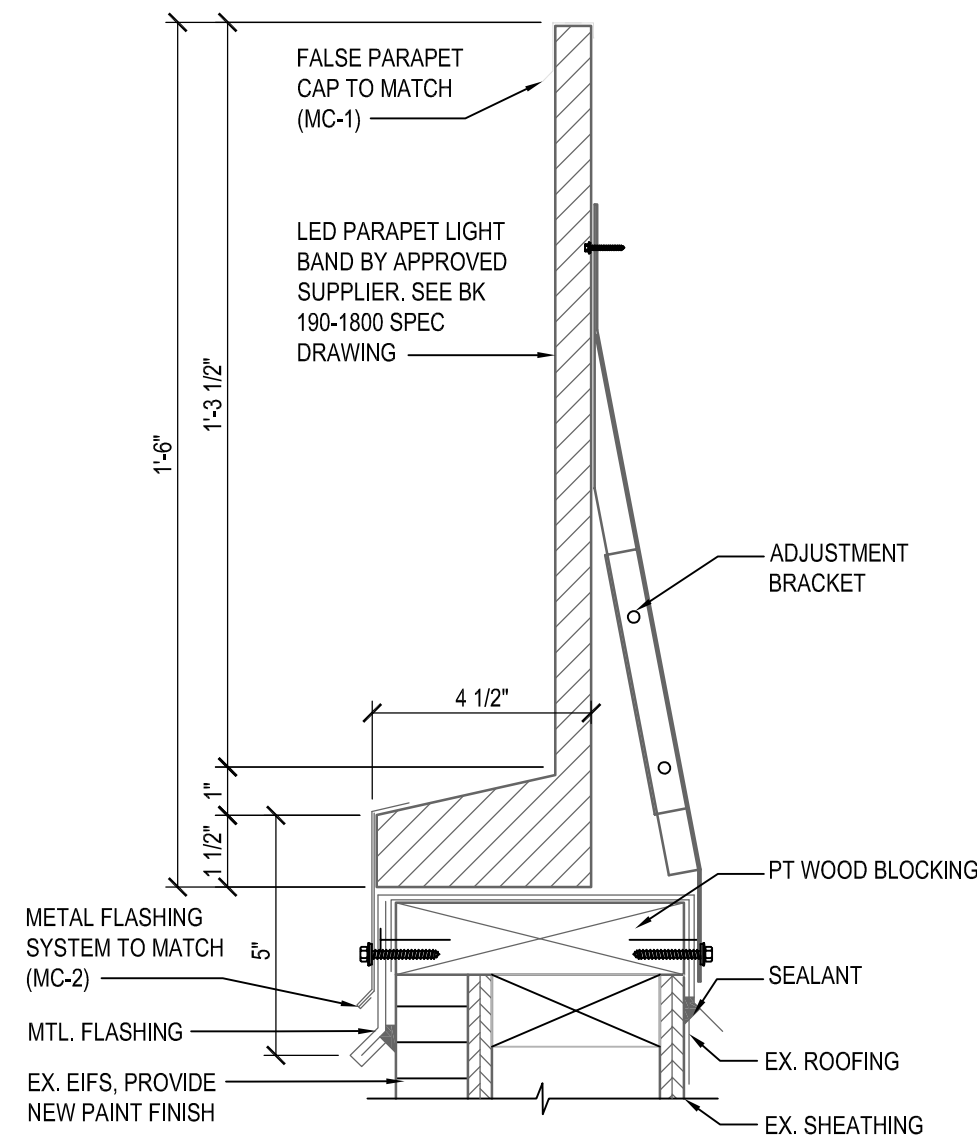
WALL SECTIONS

ALTERATIONS - BURGER KING # 7311

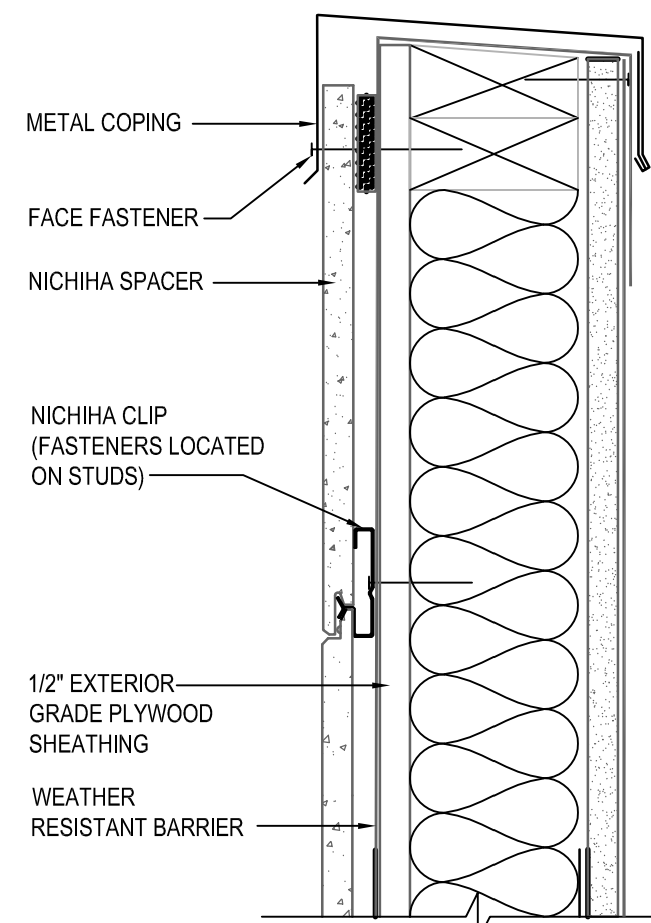
BURGERS OF BALTIMORE
9999 PULASKI HIGHWAY
MIDDLE RIVER, MD 21220

DESIGNED:	JMM
DRAWN:	JMM
CHECKED:	SCB
SCALE:	1/4"= 1'-0"
DATE:	04/21/2021
PROJECT:	2018.0375.03.0
DRAWING:	

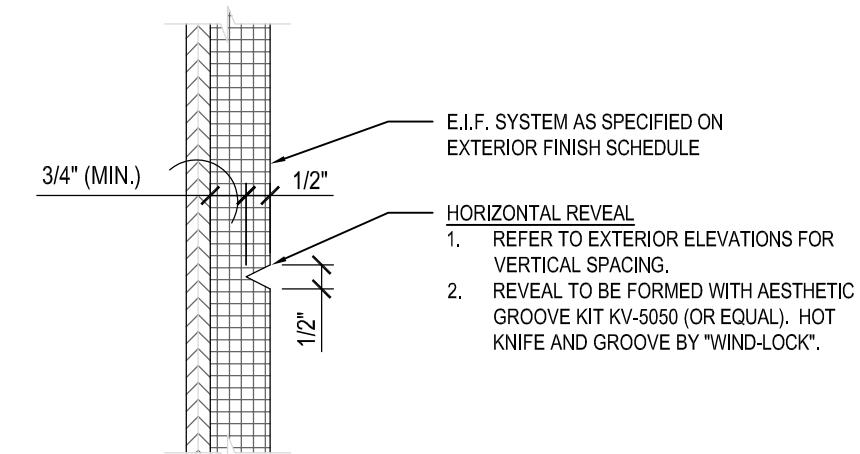
A303



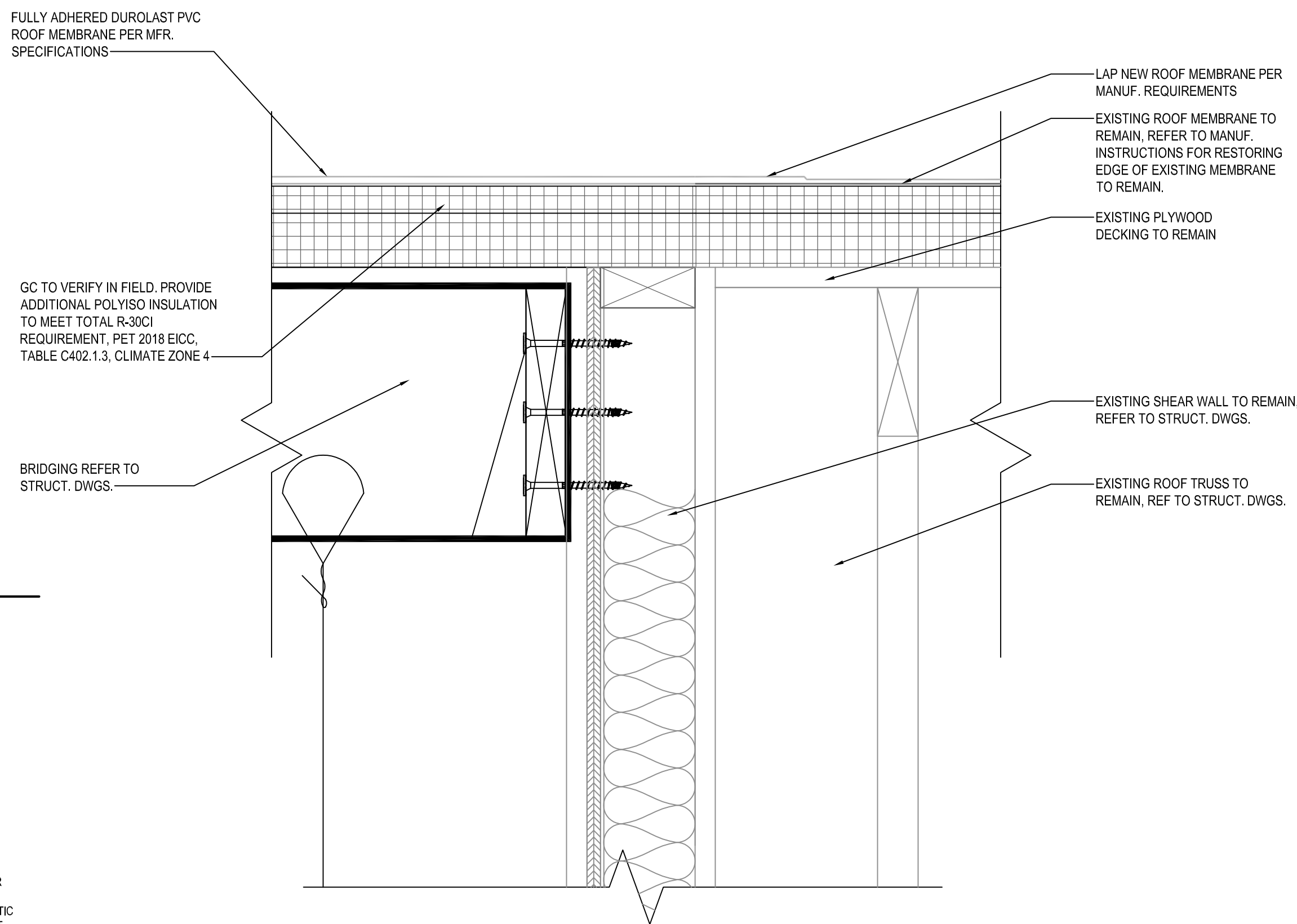
A LIGHT BAND PARAPET DETAIL
SCALE: 3" = 1'-0"



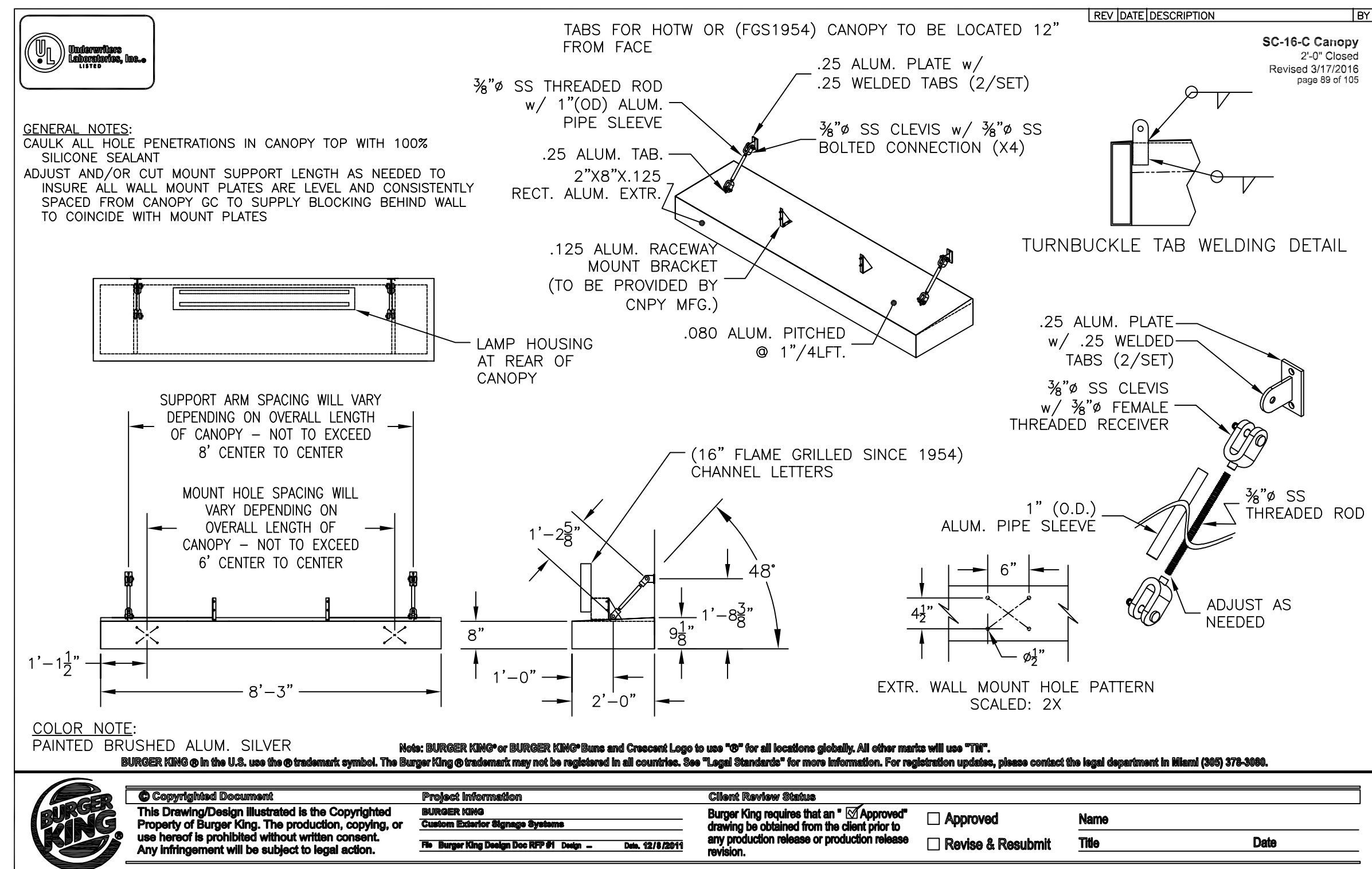
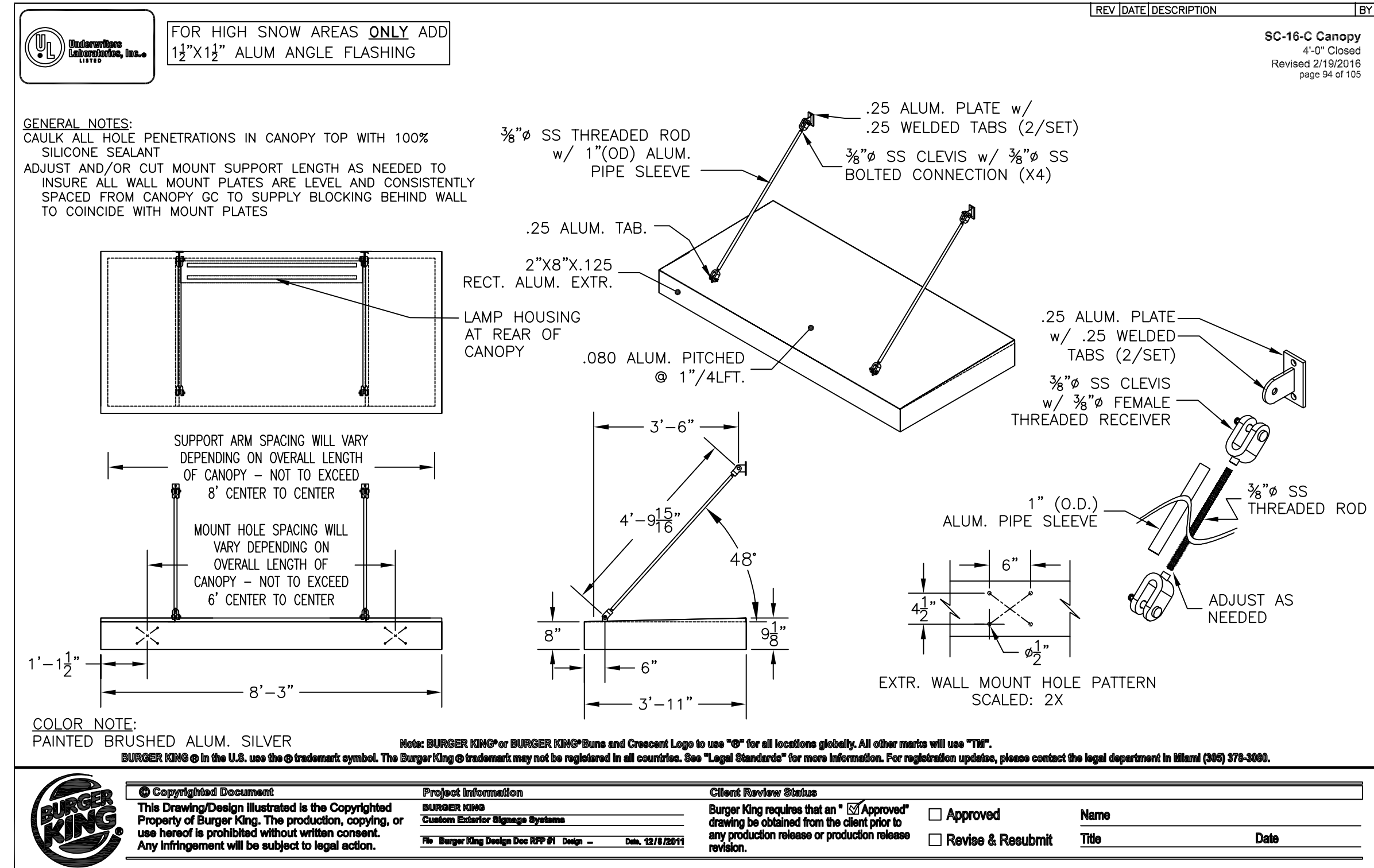
B TOWER PARAPET DETAIL
SCALE: 3" = 1'-0"



C BUILDING HORIZONTAL REVEALS - EIFS DETAIL
SCALE: 3" = 1'-0"



D ROOF DETAIL
SCALE: 3" = 1'-0"



GENERAL NOTE: GENERAL CONTRACTOR TO VERIFY SIGNAGE, DINING ROOM WINDOW CANOPY & DRIVE THRU CANOPY WITH OWNER AND BURGER KING, BEFORE ORDER AND INSTALLATION.

BY	
REVISION	
DATE	
NO.	



I hereby certify that these documents were prepared or approved by me, and that I am a duly licensed professional architect under the laws of the State of Maryland.

License #6140 Expiration Date: 08/21/2022

WALL SECTIONS

ALTERATIONS - BURGER KING # 7311

BURGERS OF BALTIMORE

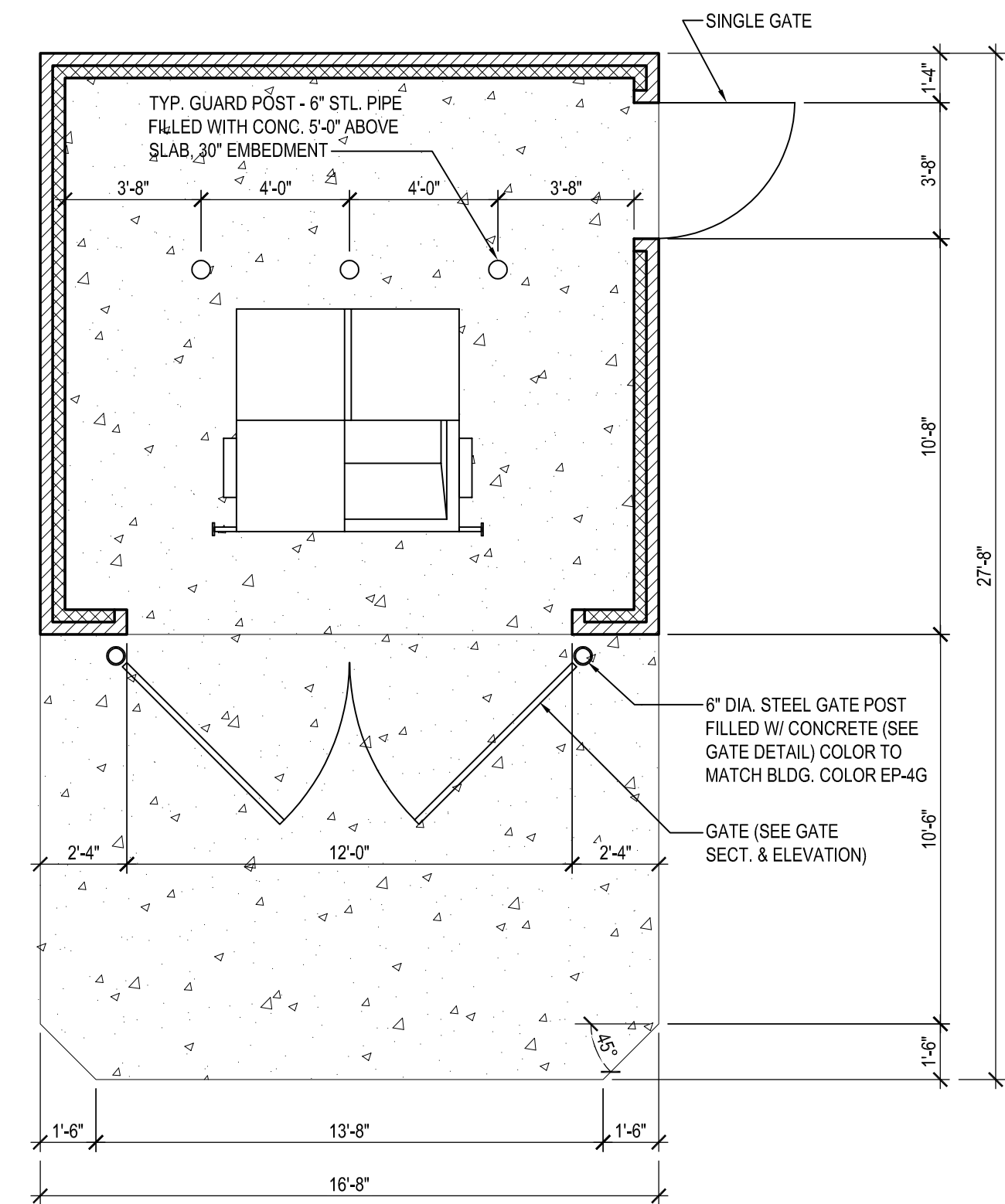
9999 PULASKI HIGHWAY

MIDDLE RIVER, MD 21202

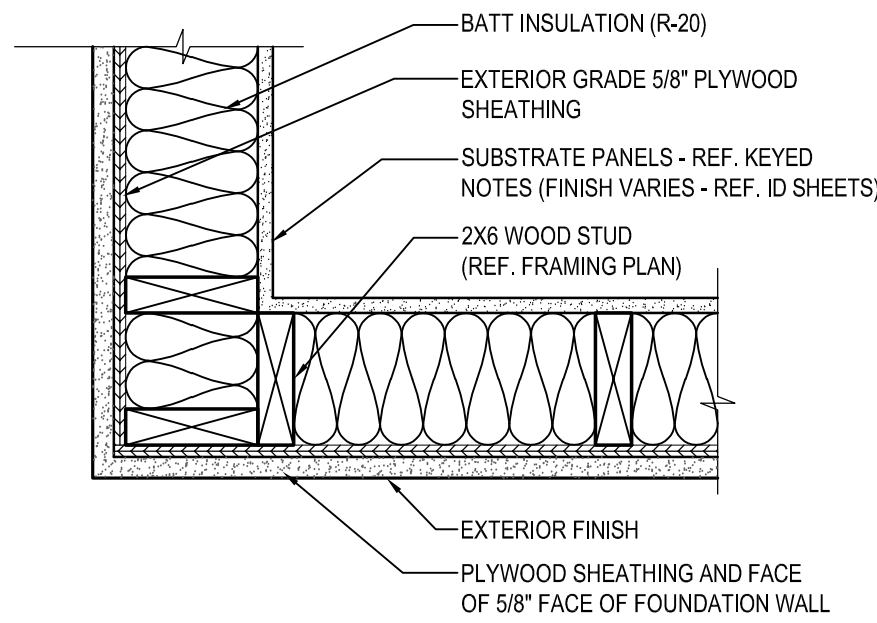
DESIGNED:	JMM
DRAWN:	JMM
CHECKED:	SCB
SCALE:	1/4" = 1'-0"
DATE:	04/21/2021
PROJECT:	2018.0375.03.0
DRAWING:	

A304

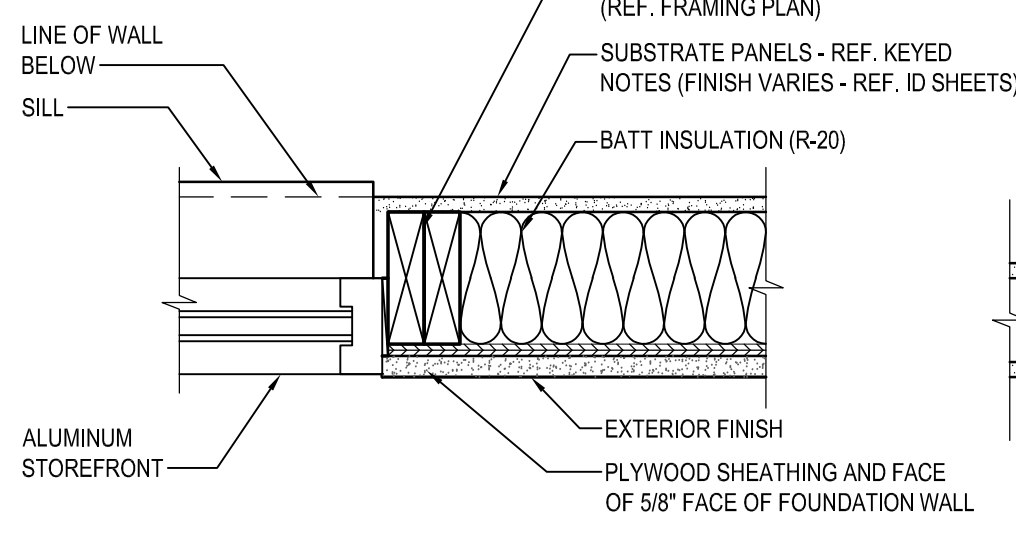
04-21-2021 PERMIT SUBMISSION



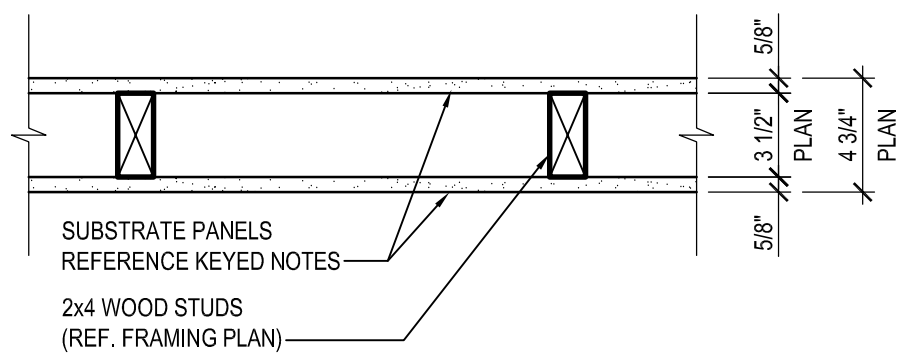
1 TRASH ENCLOSURE
SCALE: 1/4" = 1'-0"
CAUTION:
IF THIS DRAWING IS A REDUCTION,
USE THE GRAPHIC SCALES.
1/4"=1'-0"



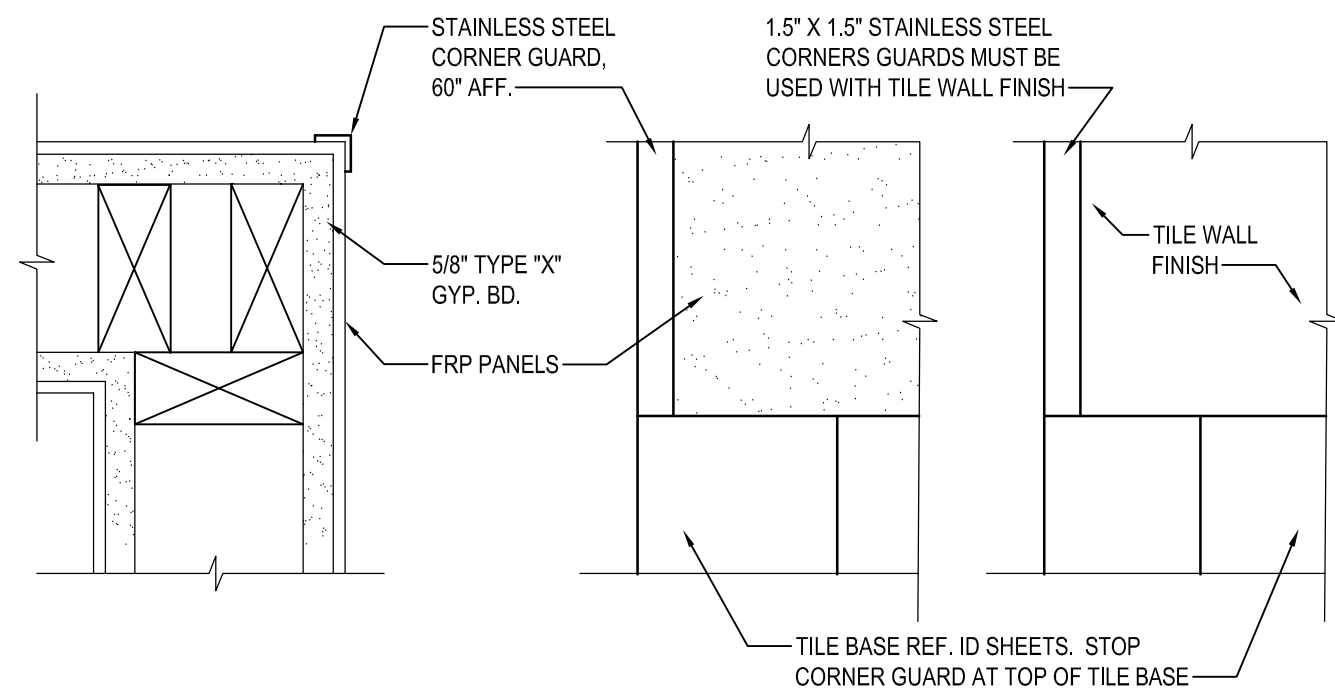
1 PLAN DETAIL
SCALE: 1'-1/2" = 1'-0"



2 PLAN DETAIL
SCALE: 1'-1/2" = 1'-0"

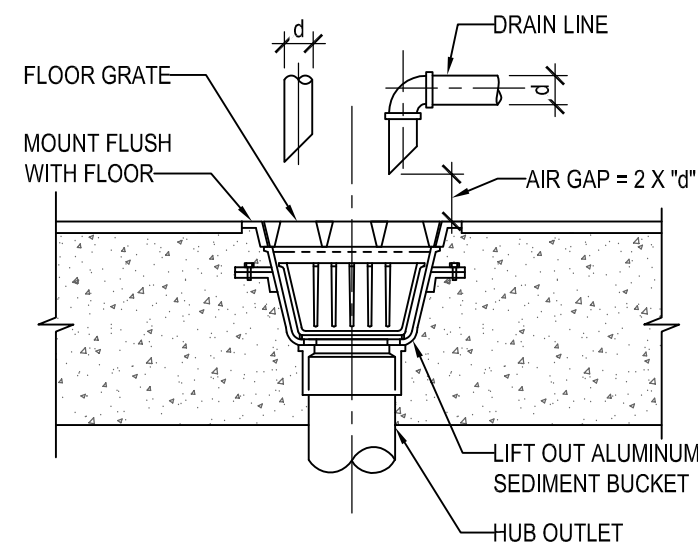


3 TYPICAL INTERIOR PARTITION
SCALE: 1'-1/2" = 1'-0"

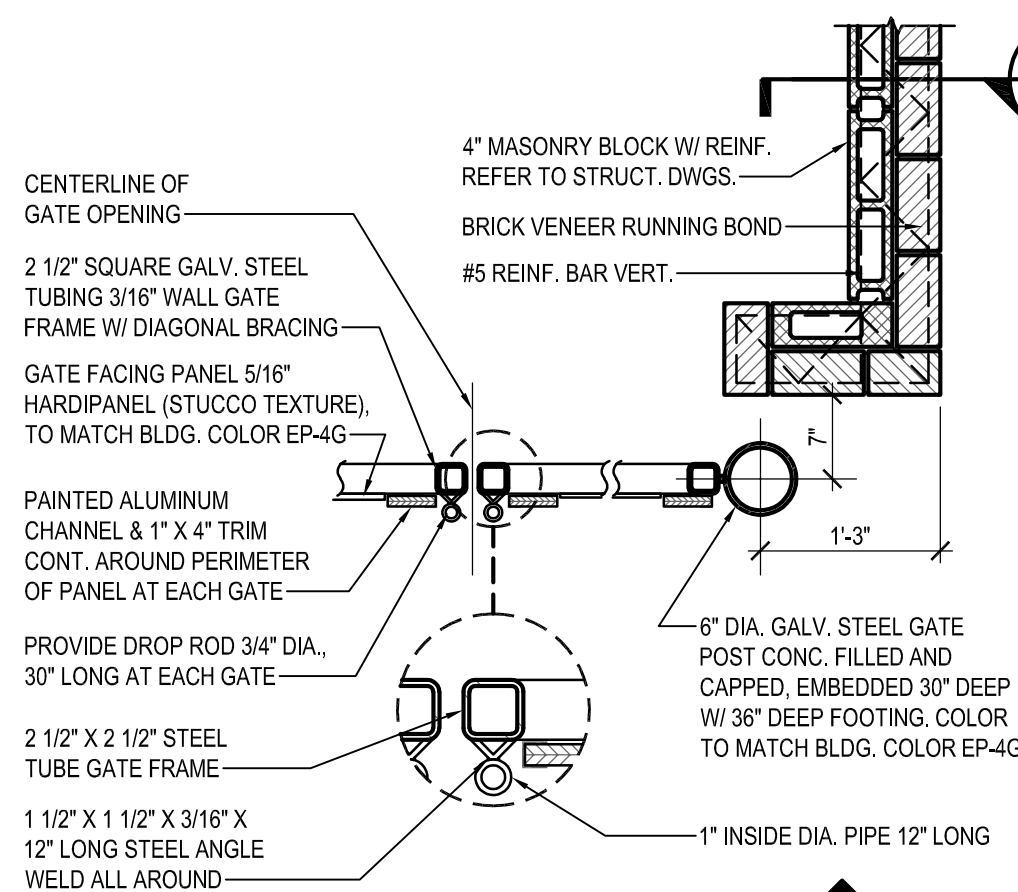


PLAN VIEW
ELEVATION

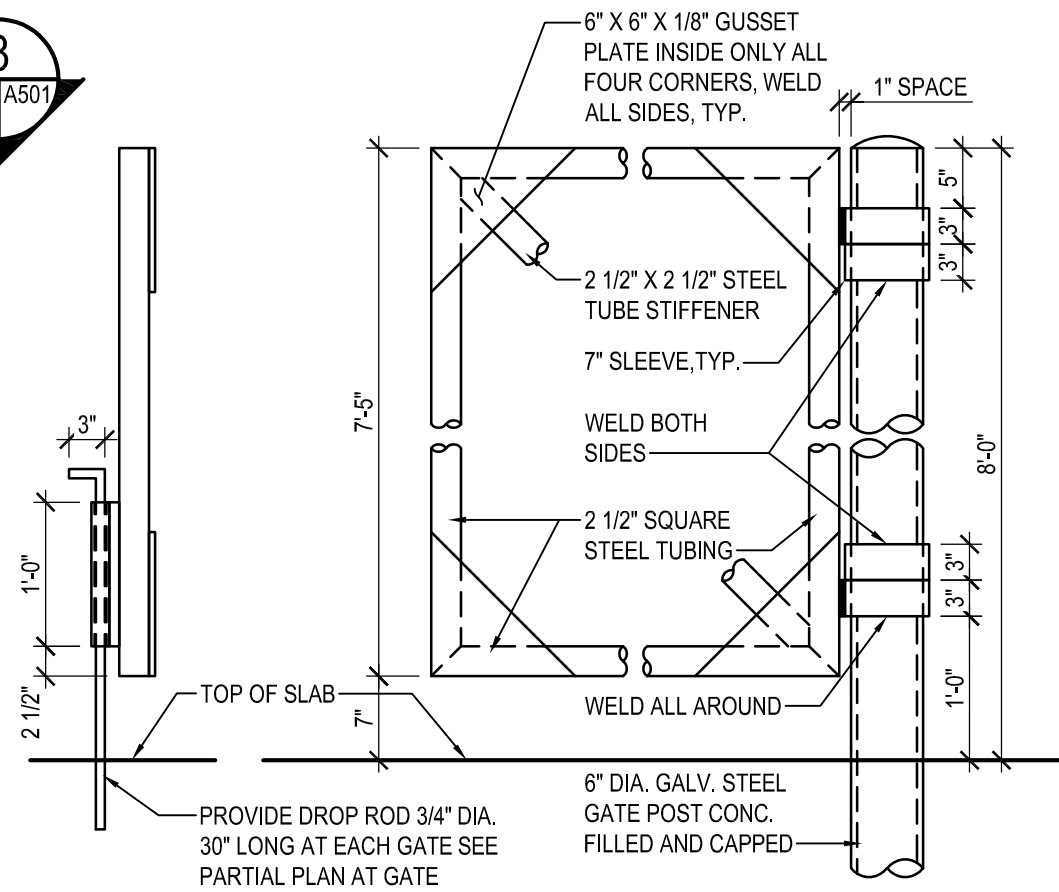
4 CORNER GUARD DETAIL
SCALE: 3" = 1'-0"



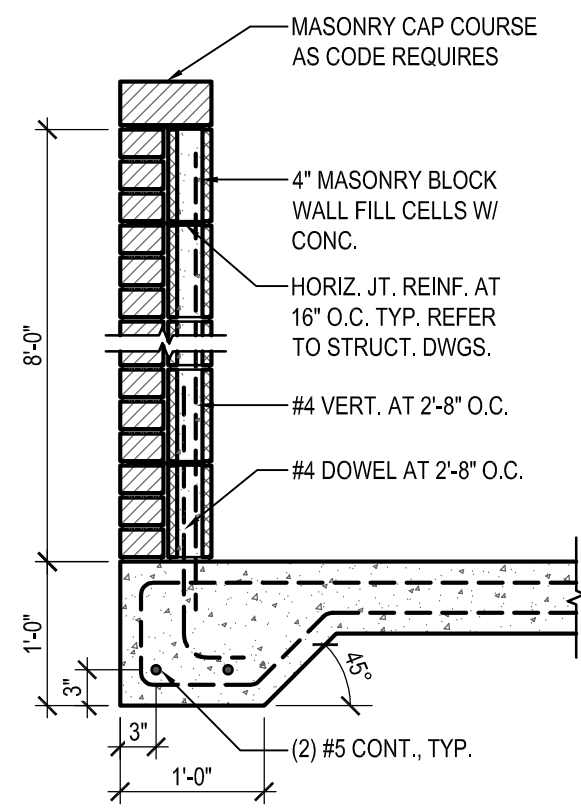
5 FLOOR SINK DETAIL
SCALE: NONE



6 PART. PLAN AT GATE
SCALE: 3/4" = 1'-0"



7 PART. GATE SECTION
SCALE: 3/4" = 1'-0"



8 ENCLOSURE SECTION
SCALE: 3/4" = 1'-0"

- NOTES:
1. MASONRY VENEER TO MATCH BUILDING EB-1G ON 4\"
 2. 6\" CONC. SLAB W/6\"X6\" W2 8XW2.9 W.W.F.
 3. TYP. WALL FTG. 12\" X 12\" CONT. W/2#5 BOT. REINF.
 4. 6\" CONC. APRON W/4 BARS 16\" O.C. BOTH WAYS.
 5. FOR SLAB FINISHED GRADES, SEE GRADING PLAN.
 6. ALL STEEL & ALUMINUM FINISHES ARE TO BE PAINTED TO MATCH BUILDING COLOR EP-4G.
 7. ALL PANELS FOR GATES ARE TO BE THRU-BOLTED TO TUBE FRAME WITH 3/8\" GALV. BOLTS AND HARDWARE.


Apr 22, 2021, 5:59pm User: jimgae

P:\2018\1803\7503\Drawings\01-Arch\201803\7503 - A701 - Manufacturers and Suppliers.dwg

DIRECTORY OF MANUFACTURERS AND SUPPLIERS										
This list is intended to assist the contractor in sourcing building materials and products. In many cases, approved Burger King materials and products may be purchased directly from these sources at a national accounts price. For a complete listing of approved manufacturers, see plans and specifications, and visit RSI's eRedbook.										
UPDATE: 2-20-2018										
DIVISION 4 - MASONRY		DIVISION 9 - FINISHES			DIVISION 15 - MECHANICAL		SIGNS, EQUIPMENT, PLAYGROUNDS AND DÉCOR			
PINE HALL BRICK CO. (FACE BRICK) 2701 SHOREFAIR DRIVE, NW WINSTON-SALEM, NC 27105 THERESA BEANE: (800) 334-8689 TBEANE@PINEHALLBRICK.COM	EVOLUTION BRICK (FACE BRICK) 126 OLD HIGHWAY 60 EAST HARDINSBURG, KY 40143 GABE POWERS: (502) 558-4612	FOR FINISH MATERIALS, AND CONTACTS, REFER TO FINISH SCHEDULES FOUND IN THE "COMMON DOCUMENTS" SECTION OF THE WWW.DESIGNWITHBK.COM WEBSITE.			RINNAI (INSTANT WATER HEATERS) RINNAI NATIONAL ACCOUNT PRICING THROUGH HAINES, JONES, & CADBURY. CONTACT THE BURGER KING CSR AT HJC 800-459-7099 FOR RINNAI TANKLESS WATER HEATER PRICING (MISCELLANEOUS)	EVERPURE, INC (WATER FILTERS) 1040 MUIRFIELD DRIVE HANOVER PARK, IL. 60133 JEANNINE GAINÉ: 630-240-1298 jeannine.gaine@pentair.com	L.S.I. (MENU BOARDS) 10000 ALLIANCE ROAD CINCINNATI, OH 45242 BRITTANY KOESTER: 513-372-3391 OR 513-315-3725	INTEGRATED CONTROL CORP. (KITCHEN MINDER) 748 PARK AVENUE HUNTINGTON, NY 11743 JOHN PATTI: 631-673-5100 EXT 325	CHARTER HOUSE INC. (DECOR) 4660 136 AVENUE HOLLAND, MI. 49424 BARB ZILM: 800-314-7659 OR 317-774-8880 barbara.zilm@charter-house.com www.gotochi.com	
HC MUDDOX BRICK CO. (FACE BRICK) 4875 BRADSHAW ROAD SACRAMENTO, CA 95827 916-859-6320		SUMMITVILLE TILE CO (REPLACEMENT STRATA TILE) 330-223-1511			RHEEM (WATER HEATERS) 101 BELL ROAD MONTGOMERY, AL. 36117 800-621-5622 OR CONTACT HAINES, JONES, & CADBURY (MISCELLANEOUS)	SELECTO SCIENTIFIC, INC (WATER FILTERS) 3980 LAKEFIELD COURT SUWANEE, GA. 30024 EHUD LEVY: 678-475-1445 edlevy@selectoinc.com	FEDERAL HEATH SIGN CO (AWNINGS, CANOPIES AND SIGNS) 12704 DUPONT CIRCLE TAMPA, FL. 33626 FIONA PAUL: 800-284-3284 EXT. 19 fpaul@federalheath.com	DUKE MANUFACTURING (PRODUCT HOLDING UNITS) 2305 NORTH BROADWAY ST. LOUIS MO. 63102 SUE SCIUTO: 800-735-3853 EXT 1260 ssciuto@dukemfg.com	SEATING CONCEPTS (DECOR) 125 CONNELL STREET ROCKDALE, IL. 60436 ZACH DEPYSSLER: 815-483-2244 zdepyslier@seating-concepts.com	
DIVISION 5 - METALS		DIVISION 10 - SPECIALTIES			A.O. SMITH (WATER HEATERS) 600 E. JOHN CARPENTER FREEWAY, SUITE 200 IRVING, TX. 75062 800-447-1953 972-719-5900	N.C.A. NATIONAL HVAC PRODUCTS, LLC. (AIR CONDITIONING - FULL SERVICE) 4585 140 AVENUE NORTH CLEARWATER, FL. 33762 877-530-0078	CUMMINGS SIGNS, INC (AWNINGS, CANOPIES AND SIGNS) 105 DALTON PLACE WAY KNOXVILLE, TN 37912 AMANDA HICKMAN: 865-862-4416 amanda.hickman@cummingsigns.com	FRYMASTER CORPORATION (FRYERS) 8700 LINE AVE SHREVEPORT, LA 71106 LAURA DODD: 318-865-1711 eorders@frymaster.com	FCC COMMERCIAL FURNITURE (DECOR) 8452 OLD HWY. 99 NORTH ROSEBURG, OR. 97470 PRESTON O'HARA: 541-464-5284 OR 800-322-7328 EXT 284 preston.ohara@fccfurn.com	
ADDITION STEEL (STRUCTURAL STEEL) ADDITION, IL 256-747-1554		BOBRICK PRODUCTS (RESTROOM ACCESSORIES, TOILET PARTITIONS* AND HARDWARE) CONTACT: HAINES, JONES, & CADBURY (MISCELLANEOUS) *GREEN PRODUCT	KOALA KARE PRODUCTS (BABY CHANGING STATIONS) CONTACT: HAINES, JONES, & CADBURY (MISCELLANEOUS)		CARRIER CORPORATION (AIR CONDITIONING) 6304 CARRIER PARKWAY SYRACUSE, NY. 13221 DEBORAH ROY-JONES: 315-432-7941 800-690-1086	LOREN COOK CO (EXHAUST FANS) 2015 E. DALE SPRINGFIELD, MO 65803-4637 KEN DICKSON: 813-966-9200 ken.dickson@tampabay-rr.com	ENTERA SIGNS (AWNINGS, CANOPIES AND SIGNS) 1200 ENTERA DRIVE PANAMA CITY, FL 32401 850-797-1779	GAYLORD INDUSTRIES (HOODS) 10900 SOUTH AVEYER STREET TUALATIN, OR. 97062 JOHN ANDERSON: 971-223-1238 John.anderson@gaylordusa.com	CASABLANCA DESIGN GROUP (DECOR) 811 PICKENS INDUSTRIAL DRIVE MARIETTA, GA. 30026 JOHN HARRISON: 770-423-9575 John.Harrison@cdg.com	
DIVISION 7 - THERMAL MOISTURE PROTECTION		ZURN INDUSTRIES (PLUMBING FIXTURES) CONTACT: HAINES, JONES, AND CADBURY (MISCELLANEOUS)	WORLD DRYER, CO (HAND DRYERS) CONTACT: HAINES, JONES, AND CADBURY (MISCELLANEOUS)		TRANE (AIR CONDITIONING UNITS, RTU's/SPLIT SYSTEMS CONTROLS) 2884 CORPORATE WAY MIRAMAR, FL. 33025 AL MARTINEZ: 954-499-2289 OR 800-440-9554 bkhvac@trane.com	AMEREX CORPORATION (FIRE PROTECTION SYSTEMS) 7595 GADSDEN HIGHWAY TRUSSVILLE, AL 35173-0081 LISA JONES: 205-655-5760 ljones@amerex-fire.com www.amerex-fire.com	SIGN RESOURCE (AWNINGS, CANOPIES AND SIGNS) 6135 DISTRICT BLVD. MAYWOOD, CA. 90270 MIKE KRAWETZKE: 817-692-5094 michael.krawetzke@lancercorp.com	LANCER (DRINK DISPENSERS) 6655 LANCER BLVD SAN ANTONIO, TX. 78219 KEN WEAVER: 800-915-8890 EXT. 103 kweaver@fcus.com CALVIN DURR: 800-915-8890 EXT 303 cdurr@fcus.com	FACILITY CONCEPTS, INC (FCI) (DECOR) 7676 ZIONSVILLE ROAD INDIANAPOLIS, IN 46268 KEN WEAVER: 800-915-8890 EXT. 103 kweaver@fcus.com	
BERRIDGE ROOFING (METAL ROOF) TYLER HALL SAN ANTONIO, TX. 210-650-7047	G.A.F. (FLAT ROOF) 1361 ALPS ROAD WAYNE, NJ. 07470 (201) 628-3000 800-766-3411	TAMKO ROOFING PRODUCTS (FLAT ROOFING) P.O. BOX 1404 JOPLIN, MO. 64802 800-641-4691	SAN JAMAR (RESTROOM ACCESSORIES & SUPPLIES) 555 KOOPMAN LANE ELKHORN, WI. 262-723-6133 www.sanjamar.com OR CONTACT HAINES, JONES, & CADBURY (MISCELLANEOUS)		AMERICAN STANDARD (TOILET, URINAL, FAUCETS) 1 CENTENNIAL AVE. PISCATAWAY, NJ. 08855 800-442-1902 OR CONTACT: HAINES, JONES, & CADBURY (MISCELLANEOUS)		ALLEN INDUSTRIES, INC (AWNINGS, CANOPIES AND SIGNS) 11351 49TH STREET NORTH CLEARWATER, FL. 33762 THERESA TRIMMER: 800-677-3075 EXT. 3422 theresa.trimmer@allenindustries.com	NIECO CORPORATION (BROILERS) 7950 CAMERON DRIVE WINDSOR, CA 95492 CHRISTINA NEAT: 707-284-7100 sales@nieco.com	INTERIOR SYSTEMS, INC (DECOR) 241 NORTH BROADWAY, SUITE 600 MILWAUKEE, WI 53202 JIM ZIELINSKI: 414-232-3502 JZielinski@isiamerica.com JASON FREDRICKSON: 414-224-0972 Jfredrickson@isiamerica.com	
FIRESTONE METAL PRODUCTS (METAL ROOF) 250 WEST 96TH STREET INDIANAPOLIS, IN 46260 YUSUKE KOREEDA: 615-345-9991 koreedayusuke@firestonebp.com	BASF CORPORATION (POLYURETHANE ROOFING SYSTEMS) 1703 CROSS POINT AVE HOUSTON, TX. 77054 MOSES M CLARK, JR: 315-263-4665	UNIVERSAL MANUFACTURING (RESTROOM ACCESSORIES) 5366 CRESTVIEW DR. MEMPHIS, TN. 38134 901-458-5881 800-821-1414					LEKTRON, INC (PARAPET LIGHT BANDS) 7450 E. 46th PLACE TULSA, OK. 74145 KEVIN RUBOTTOM 800-634-4059 OR 918-622-4978 EXT 309 krubottom@lektroninc.com	PITCO (FRYERS) 10 FERRY STREET CONCORD, NH. 03301 BONNIE BOLSTER: 603-230-5529 bbolster@pitco.com	COMMERCIAL INTERIOR MANUFACTURERS, INC (LIMITED DÉCOR ITEMS) 158 HOLLY STREET JASPER, GA. 30143 706-253-4761 STEVE BOUDREAU steve@cimgbiz.com AUSTIN HOLAN austin@cimgbiz.com	
DIVISION 8 - DOORS AND WINDOWS					DIVISION 16 - ELECTRICAL					
QUIKSERV (DRIVE-THRU WINDOWS) 11441 BRITTMOORE PARK DRIVE HOUSTON, TX. 77041 800-388-8307 STEVEN BERT sbert@quikserv.com	MARLITE (DOOR, ALUMINUM FRAMES) 202 HARGER STREET DOVER, NH 44622 800-377-1221 KURT HORSTMANN khorstmann@marlite.com				LSI INDUSTRIES INC. (INTERIOR AND EXTERIOR LIGHTING, SURVEYS AND PHOTOMETRICS) 10000 ALLIANCE ROAD CINCINNATI, OH. 45242 BRITTANY KOESTER: 513-372-3391 OR 513-315-3725	SECURITY LIGHTING SYSTEMS (EXTERIOR SITE AND BUILDING LIGHTING, SURVEYS AND PHOTOMETRICS) 2100 GOLF ROAD, SUITE 460 ROLLING MEADOWS, IL. 60008 ERIC HILLESLAND: 630-636-8493 ehillesland@securitylighting.com	FRANKE (KITCHEN EQUIPMENT, SMALLWARES, HOODS) 800 AVIATION PARKWAY SMYRNA, TN. 37086 CUSTOMER SERVICE: 800-877-5178 fs-bkparts.us@franke.com	TAYLOR ULTIMATE SERVICES, INC (SHAKE MACHINE, FROZEN BEVERAGE MACHINE) 1780 NORTH COMMERCE PKWY WESTON, FL. 33326 TINA SMART: 954-217-9100 tina@taylorus.com	NAUTICAL FURNISHINGS, LLC (LIMITED DÉCOR ITEMS) 60 NW 60TH STREET FT. LAUDERDALE, FL 33309 MICHAEL HOGLUND: 954-773-1100 mhoglund@nauticalfurnishings.com	
READY ACCESS (DRIVE THRU WINDOWS & AIR CURTAINS) 1815 ARTHUR DRIVE WEST CHICAGO, IL. 60185 KELLY MCCOLDRICK: 800-621-5045 EXT 113 kelly@ready-access.com	UNIVERSAL MANUFACTURING CO (HOLLOW METAL FRAMES & DOORS, WOOD DOORS, HARDWARE (HINGES, LOCKS, ETC) 5366 CRESTVIEW RD. MEMPHIS, TN. 38134 901-458-5881 OR 800-821-1414				3M SOUND PRODUCTS (DRIVE-THRU SOUND SYSTEM & SATELITE ANTENNA) 3M CENTER BLDG. 223-2N-20 ST. PAUL, MN. 55144-1000 JOE CIAMPI: 704-771-2449 jjciampi@mmm.com	CREE / HERMITAGE LIGHTING NATIONAL ACCOUNTS (INTERIOR AND EXTERIOR LIGHTING, SURVEYS AND PHOTOMETRICS) 3640 TROUSDALE DRIVE NASHVILLE, TN. 37204 STEVE FRIEDMAN: 847-830-1444 OR WYATT CULVER: 615-843-3379 800-264-3383	QUALSERV SOLUTION (KITCHEN EQUIPMENT, SMALLWARES) 7400 SOUTH 28th STREET FORT SMITH, AR. 72908 BECKY DUBOSE: 479-221-1467 bdubose@qualservsolutions.com	PLAY SYSTEMS (DIV. OF SUPERIOR INT. INDUSTRIES, INC) (PLAYGROUND MANUFACTURER) 1050 COLUMBIA DR. CARROLLTON, GA. 30717 JUAN CUELLAR: 770-832-6660 EXT. 1517 jcuelar@silbrands.com	ARMSTRONG STRATEGIC ACCOUNTS (CEILING TILE) 2500 COLUMBIA AVENUE LANCASTER, PA. 17604 LOUIS JOHN: 407-697-6768 800-442-4212 ljjohn@armstrongceilings.com OR ARMSTRONG STRATEGIC ACCOUNTS (800) 442-4212	
	3M COMMERCIAL CORE DIVISION (WINDOW FILM) 3M CENTER ST. PAUL, MN 704-771-2449 OR 800-328-0033				SECURITY PRODUCTS, INC (REAR DOOR ALARM) 30950 COREAL DRIVE, SUITE B COARSEGOLD, CA. 93614 BOB BARR OR EMILY BEACH: 800-452-5276 orders@securityproductsinc.com	HM ELECTRONICS, INC (HME) (DRIVE-THRU SOUND SYSTEM) 14110 STOWE DRIVE POWAY, CA. 92064 PAUL KOOSER: 800-848-4468 paulk@hme.com	H & K INTERNATIONAL (KITCHEN EQUIPMENT, SMALLWARES, HOODS) 2200 SKYLINE DR DALLAS, TX 75223 HEATHER VALVERDE: 214-818-3521 heather.valverde@hki.com	SPI INDUSTRIES (PLAYGROUND MANUFACTURER) BOX 100, R.R. #2, JOINT ST. SHALLOW LAKE, ON, N0H 2K0 CANADA CYNTHIA MASTERS: 519-935-2174 OR 519-378-4356 cmasters@spioplastics.com www.spioplastics.com	USG INTERIORS (CEILING TILE) CHRIS BENJAMIN: 312-436-5458 cbenjamin@usg.com	
					N.C.A. NATIONAL HVAC PRODUCTS, LLC. (MASTER CONTROL SYSTEM) 4585 140 AVENUE NORTH CLEARWATER, FL. 33762 877-530-0078	SUNCOAST ENVIRONMENTAL CONTROLS, INC. (ELECTRICAL SWITCH GEAR) 8655 115th AVENUE NORTH LARGO, FL. 34643 877-544-6679	INTERNATIONAL COLD STORAGE (ICS) (WALK-IN COOLERS / FREEZERS, DRY STORAGE COMPARTMENTS) 215 EAST 13th STREET ANDOVER, MS. 67002 LISA MOORE: 800-835-0001 EXT 4177 lisa.moore@icisco.com	SOFT PLAY, LLC (PLAYGROUND MANUFACTURER, SAFETY SURFACING, NON-CONTAINED PLAY EQUIPMENT) 13620 EAST REESE BLVD. SUITE 300 HUNTERSVILLE, NC. 28078 JIM SWINTEK: 704-948-3448 jim.swintek@softplay.com	MITYLITE (2020 LIGHT CHAIRS AND BARSTOOLS) 1301 WEST NORTH OREAM, UT KAREN EDWARDS: 561-213-2810	
					HILL PHOENIX POWER SYSTEMS DIVISION (FACTORY INTEGRATED SWITCH GEAR) 8166 INDUSTRIAL BLVD COVINGTON, GA. 30014 PAUL BROWN: 678-699-0129 paul.brown@hillphoenix.com		3M FOOD SERVICE BUSINESS (DRIVETHRU COMMUNICATION PRODUCTS, MAINTENANCE PRODUCTS, MATTING AND TRACTION PRODUCTS, MONITOR STRIPS, TAPES AND DISPENSERS, LAMINATING SYSTEMS) 3M CENTER BLDG. 223-2N-20 ST. PAUL, MN. 55144-1000 JOE CIAMPI: 704-771-2449 jjciampi@mmm.com	MOSS RETAIL AND ENVIRONMENTS (GRAPHICS) 2643 WEST CHICAGO AVE CHICAGO, IL. 60622 DJ SCANDIFF: 773-435-7600 EXT 617 ROB LORTS: 773-435-7600 EXT 655 rlorts@mossinc.com	TWENTY FOUR 7 GLOBAL SOLUTIONS, INC. (2020 LIGHT AND GARDEN GRILL CHAIRS AND BARSTOOLS) 898 NORTH SEPULVEDA BLVD, SUITE 465 EL SEGUNDO, CA. 90245 BARRY WOON: 323-319-2722	
							HM ELECTRONICS, INC (HME) (DRIVE-THRU WIRELESS INTERCOMS, DRIVE-THRU SPEED OF SERVICE TIMERS, DIGITAL SURVEILLANCE SYSTEMS) 14110 STOWE DRIVE POWAY, CA. 92064 PAUL KOOSER: 800-848-4468 paulk@hme.com	VGS, INC (GRAPHICS) 1696 MABRY MILL DRIVE, SW NORTH CANTON, OH 44709 GREG MOROZ: 201-528-9680 ORDER EMAIL: BURGERKING@VGS-INC.COM	WAUSAU TILE, INC (EXTERIOR DÉCOR) P.O. BOX 1520 WAUSAU, WI 54402-1520 STEVE THUT: 800-388-8728 EXT 320 sthut@wausautile.com	
									MISCELLANEOUS HAINES, JONES, AND CADBURY (PACKAGE PRICING ON MULTIPLE ITEMS PLUMBING, TILE, RESTROOM ACCESSORIES, ETC) 310 SW 24TH STREET BENTONVILLE, AR 72712 BARRY BRYANT: 479-899-3555 barry.bryant@hjcinc.com	

BY									
REVISION									
DATE									
NO.									

WHITNEY BAILEY COX & MAGNANI, LLC
300 East Joplin Road, Suite 200
Joplin, MO 64802
410.512.4500 www.wbcm.com

**WBCM**
Designing Infrastructure for Tomorrow®

I hereby certify that these documents were prepared or approved by me, and that I am a duly licensed professional architect under the laws of the State of Maryland.

License #6140 Expiration Date: 08/21/2022

MANUFACTURERS AND SUPPLIERS

ALTERATIONS - BURGER KING # 7311

BURGERS OF BALTIMORE
9889 PULASKI HIGHWAY
MIDDLE RIVER, MD 21220

DESIGNED:	JMM
DRAWN:	JMM
CHECKED:	SCB
SCALE:	1/4"= 1'-0"
DATE:	04/21/2021
PROJECT:	2018.0375.03.0
DRAWING:	

A701

04-21-2021 PERMIT SUBMISSION



Burger King # 7311

9999 Pulaski Highway
Middle River, MD 21220

FCC COMMERCIAL FURNITURE INC | APPROVED SEATING & DECOR PROVIDER

GENERAL NOTES: CONTRACTOR / INSTALLER

GENERAL CONSTRUCTION NOTES:

ALL WORK, CONSTRUCTION, FURNITURE AND MATERIALS SHALL COMPLY WITH ALL PROVISIONS OF LOCAL BUILDING CODES AND WITH OTHER RULES, REGULATIONS AND ORDINANCES GOVERNING THE LOCATION OF CONSTRUCTION.

FCC COMMERCIAL FURNITURE CONTRACT DOCUMENTS STRIVE TO CONFORM TO THE INTERNATIONAL BUILDING CODE. FCC COMMERCIAL FURNITURE IS NOT LICENSED TO PROVIDE SIGNED/SEALED DRAWINGS. FCC COMMERCIAL FURNITURE COOPERATES WITH OWNER/CLIENT'S LICENSED PROFESSIONALS TO PROVIDE DRAWINGS AND SPECIFICATIONS THAT MEET LOCAL BUILDING CODES.

FCC COMMERCIAL FURNITURE CONTRACT DOCUMENTS STRIVE TO CONFORM TO THE TITLE III OF THE AMERICANS WITH DISABILITY ACT (ADA). FCC COMMERCIAL FURNITURE IS NOT LICENSED TO PROVIDE SIGNED/SEALED DRAWINGS. FCC COMMERCIAL FURNITURE COOPERATES WITH OWNER/CLIENT'S LICENSED PROFESSIONALS TO PROVIDE DRAWINGS AND SPECIFICATIONS THAT ARE IN COMPLIANCE WITH ADA. FCC CANNOT BE RESPONSIBLE FOR CONSTRUCTION DEVIATIONS BY OTHERS FROM THE DESIGN THAT MAY BE OUT OF COMPLIANCE.

IT IS THE RESPONSIBILITY OF ALL PARTIES SUPPLYING LABOR, MATERIAL, OR BOTH TO BRING TO THE ATTENTION OF FCC'S CUSTOMER SERVICE MANAGER, THE PROJECT ARCHITECT, AND THE OWNER ANY DISCREPANCIES OR CONFLICT BETWEEN THE CODE REQUIREMENT AND THESE DESIGN INTENT DRAWINGS.

THE APPLICABLE CODES SHOULD INCLUDE, BUT SHALL NOT BE LIMITED TO THE INTERNATIONAL BUILDING CODE, BOCA NATIONAL BUILDING CODE, UNIFORM PLUMBING CODE, UNIFORM ELECTRICAL CODE, UNIFORM MECHANICAL CODE AND THE UNIFORM FIRE CODE.

GENERAL CONTRACTOR SHALL BE RESPONSIBLE FOR PROVIDING ALL WORK IN ACCORDANCE WITH ALL LOCAL AND CITY BUILDING CODES/ ORDINANCES.

GENERAL CONTRACTOR SHALL BE RESPONSIBLE FOR ADHERING TO ALL AMERICANS WITH DISABILITIES ACT GUIDELINES, INCLUDING BUT NOT LIMITED TO TABLE TOP/BASE INSTALLATIONS, AISLE WAY CLEARANCES, AND QUEUE LINE AREA CLEARANCES.

GENERAL CONTRACTOR SHALL BE RESPONSIBLE FOR OBTAINING ALL REQUIRED BUILDING CONSTRUCTION AND INSTALLATION PERMITS.

GENERAL CONTRACTOR SHALL BE RESPONSIBLE FOR COPYING AND DISTRIBUTING ALL FCC COMMERCIAL FURNITURE INC'S PLANS AND DOCUMENTS TO ALL SUBCONTRACTORS INVOLVED.

FCC PROVIDED DIMENSIONS ARE INDICATED FROM INSIDE WALL FACES.

ALL SEATING, FINISH, AND DECOR ITEMS INDICATED AS BEING SUPPLIED AND OR INSTALLED BY GENERAL CONTRACTOR ARE THE RESPONSIBILITY OF THE OWNER. THE OWNER'S RESPONSIBILITIES INCLUDE ALL CONTRACTS WITH THE GENERAL AND SUB-CONTRACTORS AND THEIR COMPLIANCE WITH THESE DOCUMENTS AND SPECIFICATIONS.

THESE DRAWINGS AND DOCUMENTS REPRESENT THE DESIGN INTENT AND CONCEPTS FOR THIS PROJECT. THE DRAWINGS AND DOCUMENTS MUST BE SIGNED AND APPROVED BY OWNER.

STANDARD STORES PROJECTS:

THESE DRAWINGS, SCHEDULES, AND SPECIFICATIONS, AS WELL AS, OTHER SEGMENTS OF SERVICES ARE AND SHALL REMAIN THE PROPERTY OF FCC COMMERCIAL FURNITURE WHETHER OR NOT THE PROJECT THESE DOCUMENTS WERE PREPARED FOR IS COMPLETED OR EXECUTED. IF THE OWNER/CLIENT HAS COMPENSATED FCC COMMERCIAL FURNITURE UNDER SIGNED CONTRACT, THE OWNER IS PERMITTED TO RETAIN COPIES OF THE DRAWINGS, SCHEDULES AND SPECIFICATIONS. FCC COMMERCIAL FURNITURE IS NOT RESPONSIBLE FOR ANY LOSS, COSTS OR DAMAGES RELATING TO USE OR APPLICATION. THE OWNER/CLIENT MAY NOT USE THE DRAWINGS, SCHEDULES, SPECIFICATIONS PROVIDED HEREIN FOR ANY PROJECT OTHER THAN THE ORIGINAL PROJECT. FCC COMMERCIAL FURNITURE IS THE OWNER OF THE INTELLECTUAL PROPERTY PROVIDED AND RETAINS ALL STATUTORY AND COMMON LAW COPYRIGHTS. IF OWNER/CLIENT AND FCC COMMERCIAL FURNITURE TERMINATE THIS CONTRACT FOR DESIGN SERVICES, THE OWNER/CLIENT SHALL NO LONGER HAVE THE RIGHTS TO THE DRAWINGS, SCHEDULES, AND SPECIFICATIONS. THE OWNER/CLIENT MAY NOT PERMIT ANY THIRD PARTY TO USE SUCH DRAWINGS, SCHEDULES, AND SPECIFICATIONS FOR DESIGN SERVICES FOR FUTURE ADDITIONS OR ALTERATIONS TO THE PROJECT. THE DESIGN DEPICTED WITHIN THE CONTENTS OF THESE DRAWINGS MAY NOT BE USED BY THE OWNER TO SHOP FOR OTHER SEATING AND DECOR MANUFACTURES TO FULFILL THE INTENDED DESIGN. UNAUTHORIZED USE WILL RESULT IN PAYMENT FOR DESIGN SERVICES AT FCC COMMERCIAL FURNITURE'S STANDARD DESIGN RATE. ALL COMPUTER GENERATED IMAGERY, GRAPHICS, DRAWINGS AND ILLUSTRATIONS WITHIN THESE DOCUMENTS REMAIN THE PROPERTY OF FCC COMMERCIAL FURNITURE. ALL RIGHTS RESERVED.

THE OWNER/CLIENT AND GENERAL CONTRACTOR AGREE THAT FCC COMMERCIAL FURNITURE REPRESENTATIVES MAY VISIT THE SITE AT ANY POINT DURING CONSTRUCTION IN THE INTEREST OF COMPLETING FCC'S WORK.

THE OWNER/CLIENT'S GENERAL CONTRACTOR AGREES TO PROVIDE CONDITIONS CONDUCTIVE TO COMPLETE INSTALLATION OF FCC'S WORK UPON DELIVERY OF SEATING AND DECOR ELEMENTS. THE GENERAL CONTRACTOR AGREES TO COOPERATE WITH FCC'S INSTALLATION CREWS IN THE INTEREST OF COMPLETION OF WORK. THE GENERAL CONTRACTOR WILL NOTIFY FCC IN A TIMELY MANNER, ANY PHYSICAL RESTRICTIONS THAT MAY IMPEDE THE COMPLETION OF THE SEATING AND DECOR PACKAGE.

WRITTEN DIMENSIONS SUPERSEDE SCALED MEASUREMENTS IN ALL CASES. DO NOT SCALE OFF OF PLANS. FOR ADDITIONAL DIMENSIONS CALL FCC'S CUSTOMER SERVICE MANAGER AT 800.322.7328.

FCC REQUIRES VERIFICATION OF FIELD DIMENSIONS FROM THE ARCHITECT / GENERAL CONTRACTOR FOR THE FABRICATION OF COMMERCIAL FURNITURE, DECOR, CORE DRILL AND SEATING SPACE PLANS. WHEN FIELD DIMENSIONS CANNOT BE ATTAINED, SHIPMENTS MAY BE SUBJECT TO TIME DELAYS. THE GENERAL CONTRACTOR SHALL VERIFY ALL DIMENSIONS AND CONDITIONS ON SITE AND NOTIFY FCC COMMERCIAL FURNITURE OF ALL DISCREPANCIES PRIOR TO COMMENCING DECOR DESIGN.

THE GENERAL CONTRACTOR WILL BE RESPONSIBLE FOR DISPOSAL OF ALL PACKAGING MATERIAL FROM SEATING AND DECOR PRODUCTS.

THE CREW ROOM AND VESTIBULE FINISHES TO BE THE SAME AS THE MAIN DINING ROOM, UNLESS OTHERWISE STATED BY THE OWNER OR NOTED ON PLANS AND IN THE SPECIFICATION BY FCC.

REBUILDS AND REMODEL PROJECTS:

CASE OF REBUILDING OR REMODELING PROJECTS, ALL EXISTING SEATING, DECOR, AND WALL FINISHES ARE TO BE PREPPED AND READY TO RECEIVE NEW FINISHES BY THE OWNER AND/OR GENERAL CONTRACTOR, UNLESS OTHERWISE NOTED.

FLOOR AND BASE TILE MUST BE IN GOOD REPAIR BEFORE ANY CORE DRILLING IS ALLOWED.

ALL DIMENSIONS ARE FROM EXISTING FINISHES, UNLESS OTHERWISE NOTED. MAKE APPROPRIATE ALLOWANCES FOR NEW FINISH WORK.

CONTACT FCC'S CUSTOMER SERVICE MANAGERS FOR ANY CONFLICTS BETWEEN FCC'S DECOR AND ELECTRICAL OR HVAC EQUIPMENT.

GENERAL FLOORING NOTES:

ALL FLOOR, SCHLUTER STRIP, AND COVE BASE TILE TO BE PROVIDED BY AND INSTALLED BY GENERAL CONTRACTOR, UNLESS OTHERWISE NOTED.

FCC IS NOT LIABLE FOR CORED STEEL THAT MAY BECOME UNSTABLE AS A RESULT OF DRILLING THROUGH A CONCRETE SLAB. NOTIFY FCC, ARCHITECT, AND GENERAL CONTRACTOR OF ANY SLAB LESS THAN FIVE (5") INCHES THICK.

FCC IS NOT RESPONSIBLE FOR DAMAGE OF ANY MECHANICAL ELEMENTS LOCATED IN THE FINISHED FLOOR.

COVE BASE AND/OR BULLNOSE TILE ON FCC DIVIDER WALLS TO BE SUPPLIED AND INSTALLED BY THE GENERAL CONTRACTOR UNLESS OTHERWISE NOTED.

GENERAL CONTRACTOR IS RESPONSIBLE FOR SUPPLYING AND INSTALLING ALL BACK OF HOUSE TILE. REFER TO ARCHITECTURAL PLAN SET FOR FULL KITCHEN PLANS.

GENERAL ELECTRICAL/HVAC/CEILING NOTES:

FCC LIGHTING PLANS ARE GUIDELINES ONLY. FCC WILL NOT BE HELD LIABLE FOR ADDITIONAL COSTS DUE TO ADJUSTING LIGHTING QUANTITIES OR LOCATIONS, VARIATIONS WITH ARCHITECTURAL PLANS OR LOCAL CODES.

GENERAL CONTRACTOR TO SUPPLY AND CONNECT ELECTRICAL PIGTAILS AT ALL CODED LOCATIONS FOR FCC DECOR PRODUCTS.

ALL ELECTRICAL FIXTURES, WIRING AND INSTALLATION TO BE "U.L. APPROVED." LIGHTING FIXTURES AND/OR HVAC MAY NEED TO BE RELOCATED BY GENERAL CONTRACTOR TO ACCOMMODATE DECOR. REFER TO CEILING PLANS.

GENERAL CONTRACTOR TO CONTACT CONSTRUCTION ENGINEER TO VERIFY ALL LIGHTING PLACEMENTS AND FINAL HVAC LOCATIONS.

GENERAL WARRANTIES:

LIMITED WARRANTY: FCC COMMERCIAL FURNITURE WARRANTS TO THE OWNER/CLIENT THAT THE PRODUCTS SOLD WILL BE FREE FROM MATERIAL DEFECTS IN WORKMANSHIP UNDER NORMAL USE AND SERVICE FOR A PERIOD OF ONE YEAR FROM THE DATE OF FCC COMMERCIAL FURNITURE'S DELIVERY OF PRODUCTS TO THE DELIVERED LOCATION. THERE IS NO WARRANTY IN CASES OF DAMAGES IN TRANSIT, NEGLIGENCE, ABUSE, ABNORMAL USAGE, MISUSE, ACCIDENTS, NORMAL WEAR AND TEAR, DAMAGE DUE TO ENVIRONMENTAL OR NATURAL ELEMENTS, FAILURE TO FOLLOW FCC'S INSTRUCTIONS, OR IMPROPER INSTALLATION, STORAGE AND/OR MAINTENANCE.

THE OWNER/CLIENT SHALL VERIFY THE CONDITIONS OF THE SHIPMENT AND NOTIFY FCC COMMERCIAL FURNITURE OF ANY DAMAGES WITHIN 24 HOURS. TRANSFER OF TITLE OCCURS UPON SHIPMENT F.O.B. FROM FCC'S FACILITY. THE OWNER/CLIENT SHALL ACCOMPANY A FCC COMMERCIAL FURNITURE REPRESENTATIVE ON A PROJECT COMPLETION WALK THROUGH TO IDENTIFY INCOMPLETE WORK.

APPROVED DRAWINGS FOR CONSTRUCTION:

ITEMS PROVIDED AND/OR BUILT BY G.C. / INSTALLER / CUSTOMER ARE APPROVED TO BE ORDERED / BUILT PER THIS SET OF PLANS.

ITEMS BUILT / PROVIDED BY FCC COMMERCIAL FURNITURE SHOULD STILL BE CONSIDERED PRELIMINARY UNTIL FINAL DRAWINGS ARE RELEASED.

INDEX OF DRAWINGS:

- SHEET D0.0 - COVER SHEET**
CUSTOMER INFORMATION, GENERAL NOTES
- SHEET D1.0 - SEATING LAYOUT**
FURNITURE COMPONENT, SEATING CAPACITY
- SHEET D1.1 - PRELIMINARY METALWORK LAYOUT**
DO NOT CORE DRILL FROM THIS PLAN
- SHEET D2.0 THRU D2.2 - INTERIOR BUILDING ELEVATIONS**
INTERIOR WALL CONDITIONS AND FINISHES
- SHEET D3.0 THRU D3.1 - DECOR ELEVATIONS / DETAILS**
FCC DECOR ITEMS
- SHEET D4.0 - REFLECTED CEILING PLAN**
FOR REFERENCE ONLY, DECOR LIGHTING
- SHEET D5.0 - FLOOR TILE PLAN**
MAIN & ACCENT FLOOR TILE LOCATION
- SHEET D6.0 - BUILDING FINISH LAYOUT**
BUILDING FINISH LOCATIONS
- SHEET D7.0 - G.C. PLAN**
GC BUILT ITEMS AND ELECTRICAL
- SHEET D7.1 - WAY FINDING SIGNAGE**
- SHEET D8.0 THRU D8.3 - DECOR SPECIFICATIONS**
FCC FURNITURE ITEMS
- SHEET D8.4 THRU D8.6 - FINISH SPECIFICATIONS**
INTERIOR BUILDING FINISH SPECIFICATIONS
- SHEET D9.0 - VERIFICATION PLAN**
NOTE: FILL OUT AND RETURN TO FCC

PROJECT CONTACTS:

PLEASE CONTACT ONE OF THE FOLLOWING FCC COMMERCIAL FURNITURE TEAM MEMBERS TO ADDRESS CONCERNS YOU MAY HAVE:

FCC COMMERCIAL FURNITURE, INC.
T. 800.322.7328

DESIGN MANAGER:
MICKEY HINES
T. 800.322.7328 EXT. 210

DRAFTING MANAGER:
DAVID GALSTER
T. 800.322.7328 EXT. 226

PROJECT COORDINATOR
LISA GILLESPIE
T. 800.322.7328 EXT. 270

SALESPERSON
BETSY SPINKS
T. 205.213.4789

LEGEND:

REFER TO EACH SHEET FOR ALL NOTES OR CONTRACTOR INFORMATION AND / OR SCHEDULES.

- # FCC SEATING / DECOR ELEMENT
- # ITEMS NOT BY FCC & BK CODES

APPROVAL PRINT
PLEASE SIGN, DATE AND RETURN TO
FCC COMMERCIAL FURNITURE INC

APPROVED: _____ DATE: _____

AS NOTED: _____ DATED: _____

APPROVED: _____ DATE: _____

NOTES:



FCC COMMERCIAL FURNITURE INC.
8452 OLD HWY 90 N, ROSEBURG, OR 97470 USA
T. 800.322.7328 | F. 541.673.7441 | WWW.FCCFURN.COM
DESIGNED AND BUILT IN U.S.A.

PROPERTY OF FCC COMMERCIAL FURNITURE
THIS IS A FOR DESIGN PURPOSE TO EXPRESS DESIGN CONCEPTS TO THE ARCHITECT, CLIENT, CONTRACTOR AND INSTALLER FOR THE PROJECT SHOWN. THIS DESIGN AND THE CONCEPTS HEREIN SHALL NOT BE ALTERED OR USED AS CONSTRUCTION DOCUMENTS. DO NOT REPRODUCE OR LEND WITHOUT WRITTEN PERMISSION FROM FCC COMMERCIAL FURNITURE INC.

IMPORTANT

WRITTEN DIMENSIONS HAVE PRECEDENCE OVER SCALE IN ALL CASES.

DO NOT SCALE OFF PLANS. CONTACT FCC COMMERCIAL FURNITURE'S REPRESENTATIVE TO VERIFY ANY QUESTIONABLE DIMENSIONS AT TELEPHONE # 800.322.7328

THE GENERAL CONTRACTOR MUST VERIFY ALL BUILDING DIMENSIONS, EQUIPMENT, FURNITURE PLACEMENT, UTILITY LOCATIONS, AND CONDITIONS AT THE JOB SITE.

THE GENERAL CONTRACTOR MUST NOTIFY FCC COMMERCIAL FURNITURE OF ALL DISCREPANCIES AND/OR REQUIRED ADJUSTMENTS PRIOR TO STARTING WORK.

FCC COMMERCIAL FURNITURE HAS PREPARED THESE DOCUMENTS AS ACCURATELY AS POSSIBLE WITH THE ARCHITECTURAL INFORMATION PROVIDED. DUE TO LACK OF ACCURATE AND AND COMPLETE DIMENSIONED ARCHITECTURAL PLANS, OWNER UNDERSTANDS THAT ADJUSTMENTS TO THE FINAL LOCATIONS OF EQUIPMENT AND/OR FURNITURE PLACEMENT MAY BE REQUIRED AT THE OWNER'S EXPENSE DUE TO DISCREPANCIES BASED ON ACTUAL JOB SITE DIMENSIONS AND CONDITIONS.

REFER TO ARCHITECTURAL OR ENGINEER DRAWINGS FOR COMPLETE AND ACCURATE DIMENSIONS OF BUILDING STRUCTURE.

THESE CONTRACT DOCUMENTS AND THE INFORMATION THEY CONTAIN ARE THE PROPERTY OF FCC COMMERCIAL FURNITURE INC., ROSEBURG, OREGON, 97470

ALL PREPARED CONTRACT DOCUMENTS MAY NOT BE COPIED, REPRODUCED, USED OR IMPLEMENTED IN ANY WAY, IN PART OR IN WHOLE, WITHOUT THE EXPRESS WRITTEN CONSENT OF FCC COMMERCIAL FURNITURE INC.

ANY UNAUTHORIZED USE OF THESE PLANS WILL RESULT IN PAYMENT DUE FOR SERVICES RENDERED BY FCC COMMERCIAL FURNITURE INC.

ANY DEVIATIONS FROM THESE DRAWINGS FOR ANY REASON SHALL NOT BE DONE WITHOUT CONSENT OF FCC COMMERCIAL FURNITURE INC. IN ADVANCE. IN WRITING. FCC COMMERCIAL FURNITURE IS NOT RESPONSIBLE FOR DEVIATIONS, CHANGES, ADDITIONS, OR DELETIONS NOT REVIEWED AND APPROVED IN ADVANCE BY FCC COMMERCIAL FURNITURE INC.

THESE DOCUMENTS REFLECT SPECIFIC SEATING AND DECOR EQUIPMENT ORDERED OF DATE SHOWN BELOW.

CLIENT:



Burger King # 7311
9999 Pulaski Highway
Middle River, MD 21220
Decor: Garden Grill
Building Type: Remodel

CUSTOMER

Burgers Of Baltimore

SHEET TITLE:
PROJECT
COVER PAGE

WORK ORDER NUMBER:

FINALS BY:

DRAWN BY:
Nathan James
SCALE:

NTS

ORIGINAL DATE:

March 10, 2021

PLOT DATE:

March 30, 2021

PROJECT #:

15714-002

SHEET #:

D0.0



FCC COMMERCIAL FURNITURE INC.
8452 OLD HWY 90 N. ROSEBURG, OR 97470 USA
T. 800.322.7328 | F. 541.673.7441 | WWW.FCCFURN.COM
DESIGNED AND BUILT IN U.S.A.

PROPERTY OF FCC COMMERCIAL FURNITURE
THIS IS A FOR DESIGN PURPOSE TO EXPRESS DESIGN
CONCEPTS TO THE ARCHITECT, CLIENT, CONTRACTOR
AND INSTALLER FOR THE PROJECT SHOWN. THIS DESIGN
AND THE CONCEPTS HEREIN SHALL
NOT BE ALTERED OR USED AS CONSTRUCTION
DOCUMENTS. DO NOT REPRODUCE OR LEND WITHOUT
WRITTEN PERMISSION FROM FCC COMMERCIAL
FURNITURE INC.

IMPORTANT

WRITTEN DIMENSIONS HAVE PRECEDENCE OVER SCALE
IN ALL CASES.

DO NOT SCALE OFF PLANS. CONTACT FCC COMMERCIAL
FURNITURE'S REPRESENTATIVE TO VERIFY ANY
QUESTIONABLE DIMENSIONS AT TELEPHONE #
800.322.7328

THE GENERAL CONTRACTOR MUST VERIFY ALL BUILDING
DIMENSIONS, EQUIPMENT, FURNITURE PLACEMENT,
UTILITY LOCATIONS, AND CONDITIONS AT THE JOB SITE.

THE GENERAL CONTRACTOR MUST NOTIFY FCC
COMMERCIAL FURNITURE OF ALL DISCREPANCIES
AND/OR REQUIRED ADJUSTMENTS PRIOR TO STARTING
WORK.

FCC COMMERCIAL FURNITURE HAS PREPARED THESE
DOCUMENTS AS ACCURATELY AS POSSIBLE WITH THE
ARCHITECTURAL INFORMATION PROVIDED. DUE TO LACK
OF ACCURATE AND AND COMPLETE DIMENSIONED
ARCHITECTURAL PLANS, OWNER UNDERSTANDS THAT
ADJUSTMENTS TO THE FINAL LOCATIONS OF EQUIPMENT
AND/OR FURNITURE PLACEMENT MAY BE REQUIRED AT
THE OWNER'S EXPENSE DUE TO DISCREPANCIES BASED
ON ACTUAL JOB SITE DIMENSIONS AND CONDITIONS.

REFER TO ARCHITECTURAL OR ENGINEER DRAWINGS
FOR COMPLETE AND ACCURATE DIMENSIONS OF
BUILDING STRUCTURE.

THESE CONTRACT DOCUMENTS AND THE INFORMATION
THEY CONTAIN ARE THE PROPERTY OF FCC COMMERCIAL
FURNITURE INC., ROSEBURG, OREGON, 97470.

ALL PREPARED CONTRACT DOCUMENTS MAY NOT BE
COPIED, REPRODUCED, USED OR IMPLEMENTED IN ANY
WAY, IN PART OR IN WHOLE, WITHOUT THE EXPRESS
WRITTEN CONSENT OF FCC COMMERCIAL FURNITURE INC.

ANY UNAUTHORIZED USE OF THESE PLANS WILL RESULT
IN PAYMENT DUE FOR SERVICES RENDERED BY FCC
COMMERCIAL FURNITURE INC.

ANY DEVIATIONS FROM THESE DRAWINGS FOR ANY
REASON SHALL NOT BE DONE WITHOUT CONSENT OF FCC
COMMERCIAL FURNITURE INC. IN ADVANCE. IN WRITING.
FCC COMMERCIAL FURNITURE IS NOT RESPONSIBLE FOR
DEVIATIONS, CHANGES, ADDITIONS, OR DELETIONS NOT
REVIEWED AND APPROVED IN ADVANCE BY FCC
COMMERCIAL FURNITURE INC.

THESE DOCUMENTS REFLECT SPECIFIC SEATING
AND DECOR EQUIPMENT ORDERED OF DATE SHOWN BELOW.

CLIENT:



Burger King # 7311
9999 Pulaski Highway
Middle River, MD 21220
Decor: Garden Grill
Building Type: Remodel

CUSTOMER

Burgers Of Baltimore

SHEET TITLE:
DINING ROOM
SEATING LAYOUT

WORK ORDER NUMBER:

FINALS BY:

DRAWN BY:

Nathan James

SCALE:

3/16" = 1'-0"

ORIGINAL DATE:

March 10, 2021

PLOT DATE:

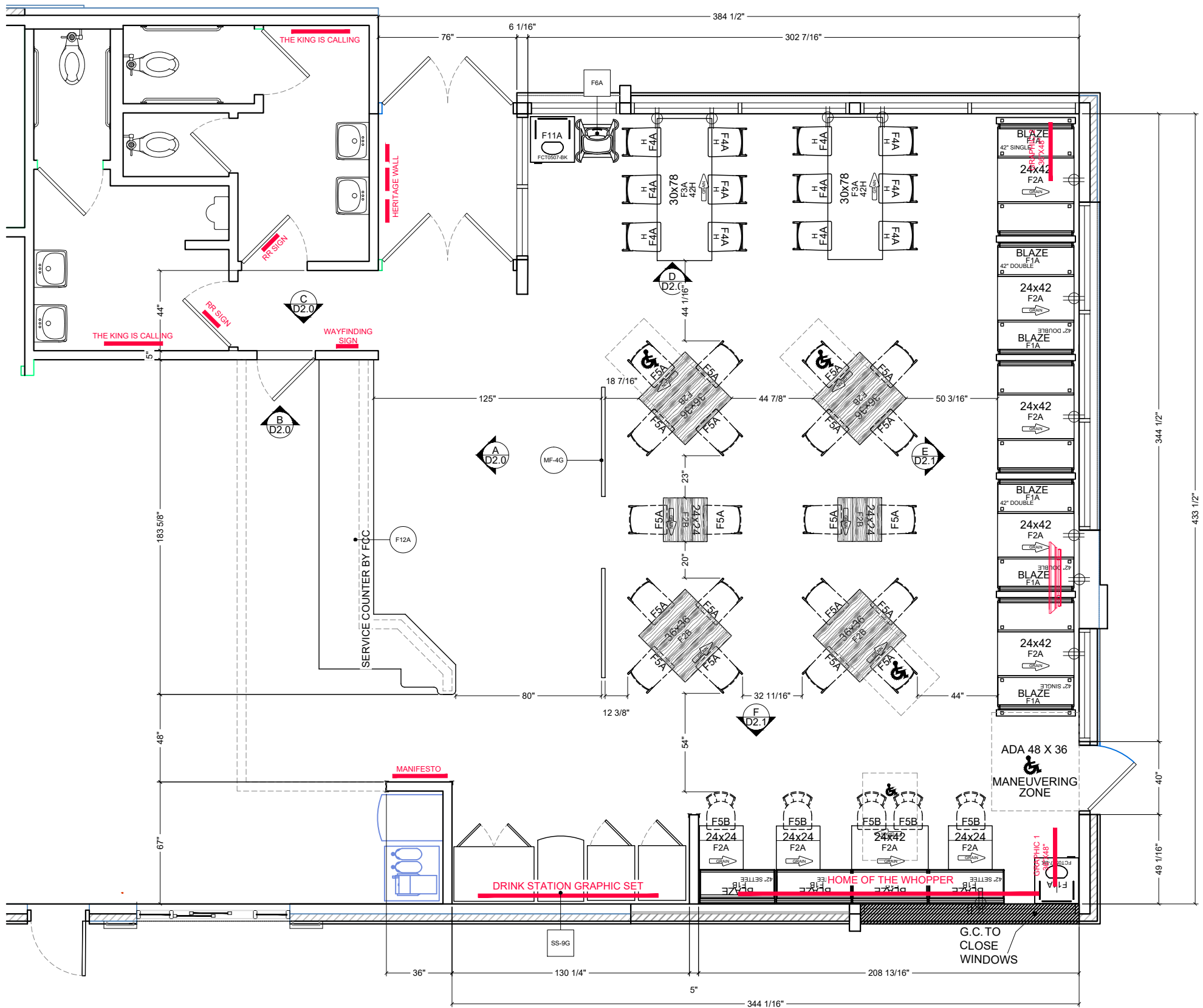
March 30, 2021

PROJECT #:

15714-002

SHEET #:

D1.0



SEATING CAPACITY			
UNIT CAP.	UNIT QTY.	TOT. CAP.	% OF TOT.
1 PLACE	12	12	19%
2 PLACE	5	10	16%
3 PLACE	0	0	0%
4 PLACE	10	40	65%
5 PLACE	0	0	0%
6 PLACE	0	0	0%
TOTAL	27	62	100%



- 30" HIGH BAR STOOLS



- FREESTANDING CHAIRS



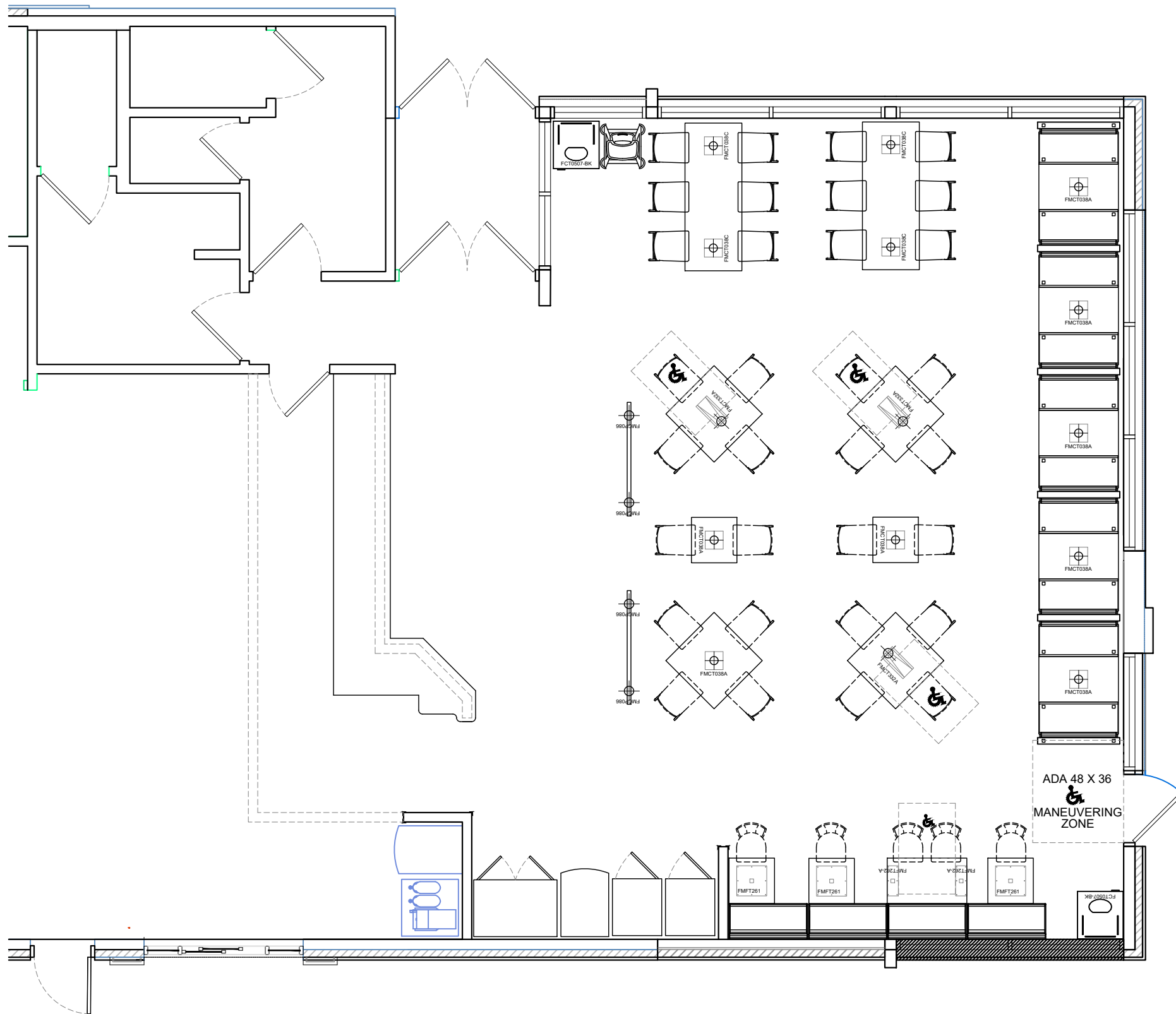
- FREESTANDING BANQUETTE CHAIRS



- A.D.A. COMPLIANT SEATING

NOTE: ALL ELECTRICAL OUTLETS ARE SHOWN
AS SUGGESTED LOCATIONS ONLY. VERIFY W/
ARCHITECT PRIOR TO INSTALLATION.

*Note: Preliminary Metalwork.
(DO NOT CORE FROM THIS PLAN)



FCC COMMERCIAL FURNITURE INC.
8452 OLD HWY 90 N. ROSEBURG, OR 97470 USA
T. 800.322.7328 | F. 541.673.7441 | WWW.FCCFURN.COM
DESIGNED AND BUILT IN U.S.A.

PROPERTY OF FCC COMMERCIAL FURNITURE
THIS IS A FOR DESIGN PURPOSE TO EXPRESS DESIGN
CONCEPTS TO THE ARCHITECT, CLIENT, CONTRACTOR
AND INSTALLER FOR THE PROJECT SHOWN. THIS DESIGN
AND THE CONCEPTS HEREIN SHALL
NOT BE ALTERED OR USED AS CONSTRUCTION
DOCUMENTS. DO NOT REPRODUCE OR LEND WITHOUT
WRITTEN PERMISSION FROM FCC COMMERCIAL
FURNITURE INC.

IMPORTANT

WRITTEN DIMENSIONS HAVE PRECEDENCE OVER SCALE
IN ALL CASES.

DO NOT SCALE OFF PLANS. CONTACT FCC COMMERCIAL
FURNITURE'S REPRESENTATIVE TO VERIFY ANY
QUESTIONABLE DIMENSIONS AT TELEPHONE #
800.322.7328

THE GENERAL CONTRACTOR MUST VERIFY ALL BUILDING
DIMENSIONS, EQUIPMENT, FURNITURE PLACEMENT,
UTILITY LOCATIONS, AND CONDITIONS AT THE JOB SITE.

THE GENERAL CONTRACTOR MUST NOTIFY FCC
COMMERCIAL FURNITURE OF ALL DISCREPANCIES
AND/OR REQUIRED ADJUSTMENTS PRIOR TO STARTING
WORK.

FCC COMMERCIAL FURNITURE HAS PREPARED THESE
DOCUMENTS AS ACCURATELY AS POSSIBLE WITH THE
ARCHITECTURAL INFORMATION PROVIDED. DUE TO LACK
OF ACCURATE AND AND COMPLETE DIMENSIONED
ARCHITECTURAL PLANS, OWNER UNDERSTANDS THAT
ADJUSTMENTS TO THE FINAL LOCATIONS OF EQUIPMENT
AND/OR FURNITURE PLACEMENT MAY BE REQUIRED AT
THE OWNER'S EXPENSE DUE TO DISCREPANCIES BASED
ON ACTUAL JOB SITE DIMENSIONS AND CONDITIONS.

REFER TO ARCHITECTURAL OR ENGINEER DRAWINGS
FOR COMPLETE AND ACCURATE DIMENSIONS OF
BUILDING STRUCTURE.

THESE CONTRACT DOCUMENTS AND THE INFORMATION
THEY CONTAIN ARE THE PROPERTY OF FCC COMMERCIAL
FURNITURE INC., ROSEBURG, OREGON, 97470.

ALL PREPARED CONTRACT DOCUMENTS MAY NOT BE
COPIED, REPRODUCED, USED OR IMPLEMENTED IN ANY
WAY, IN PART OR IN WHOLE, WITHOUT THE EXPRESS
WRITTEN CONSENT OF FCC COMMERCIAL FURNITURE INC.

ANY UNAUTHORIZED USE OF THESE PLANS WILL RESULT
IN PAYMENT DUE FOR SERVICES RENDERED BY FCC
COMMERCIAL FURNITURE INC.

ANY DEVIATIONS FROM THESE DRAWINGS FOR ANY
REASON SHALL NOT BE DONE WITHOUT CONSENT OF FCC
COMMERCIAL FURNITURE INC. IN ADVANCE, IN WRITING.
FCC COMMERCIAL FURNITURE IS NOT RESPONSIBLE FOR
DEVIATIONS, CHANGES, ADDITIONS, OR DELETIONS NOT
REVIEWED AND APPROVED IN ADVANCE BY FCC
COMMERCIAL FURNITURE INC.

THESE DOCUMENTS REFLECT SPECIFIC SEATING AND
DECOR EQUIPMENT ORDERED OF DATE SHOWN BELOW.

CLIENT:



Burger King # 7311
9999 Pulaski Highway
Middle River, MD 21220
Decor: Garden Grill
Building Type: Remodel

CUSTOMER

Burgers Of Baltimore

SHEET TITLE:
DINING ROOM PRELIM.
METALWORK LAYOUT

WORK ORDER NUMBER:

FINALS BY:

DRAWN BY:

Nathan James

SCALE:

3/16" = 1'-0"

ORIGINAL DATE:

March 10, 2021

PLOT DATE:

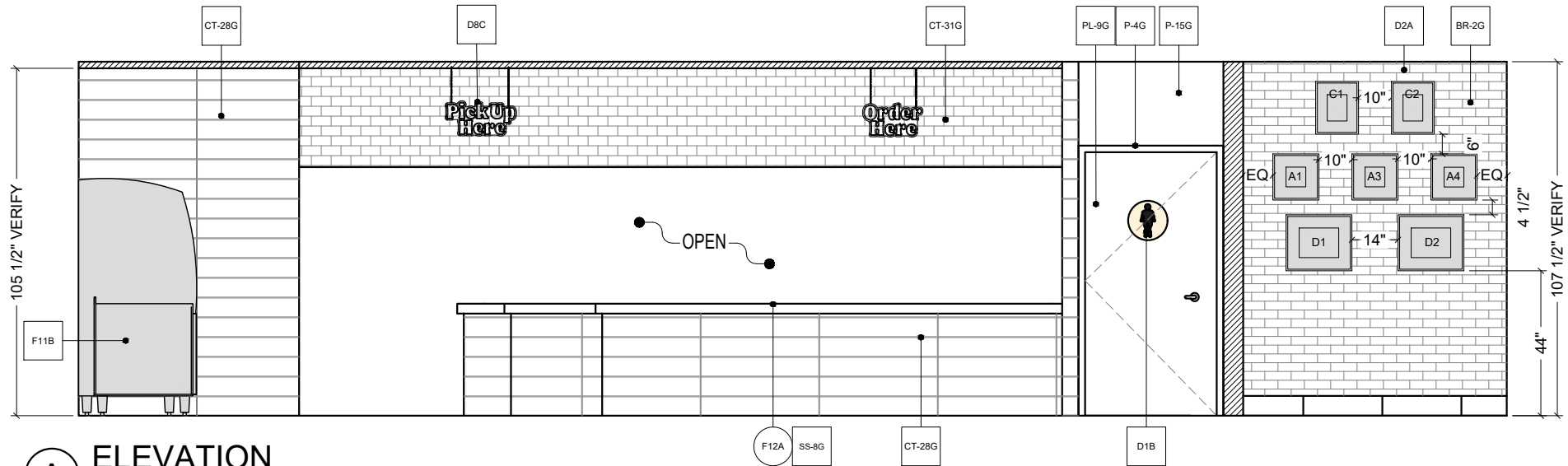
March 30, 2021

PROJECT #:

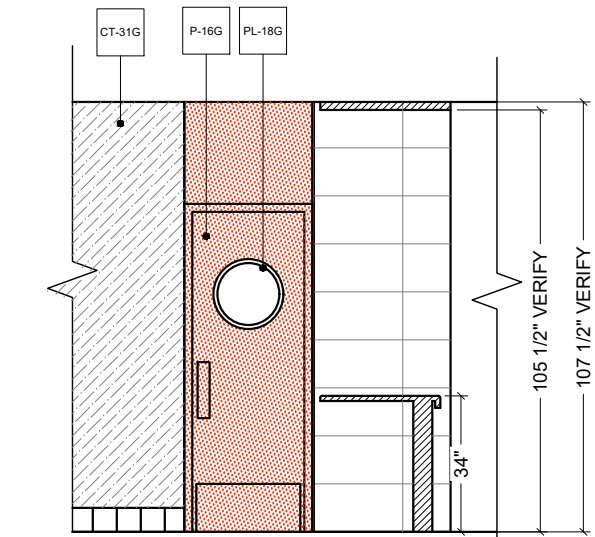
15714-002

SHEET #:

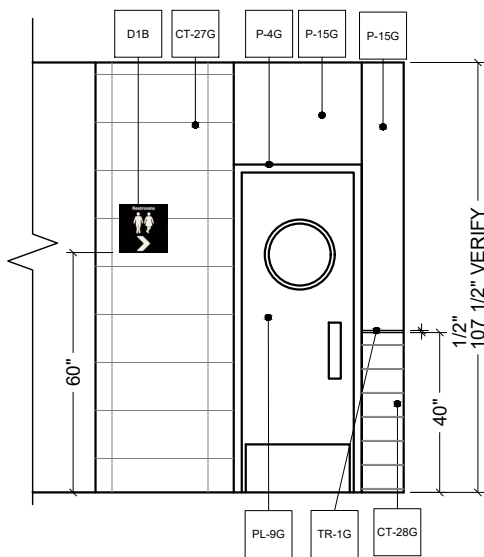
D1.1



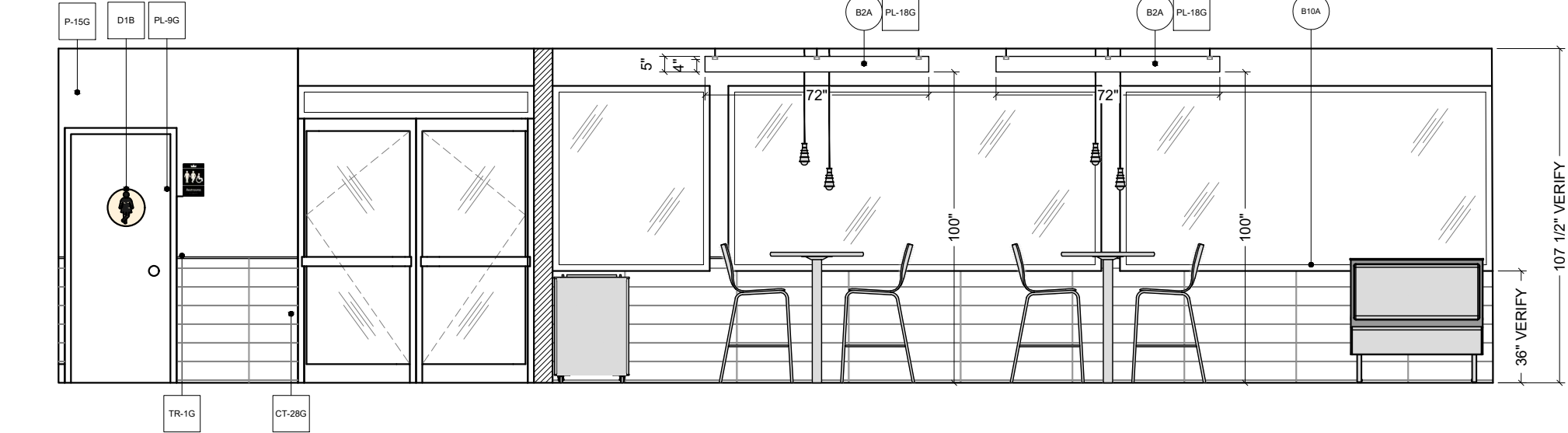
A ELEVATION
1/4" = 1'-0"



B ELEVATION
1/4" = 1'-0"



C ELEVATION
1/4" = 1'-0"



D ELEVATION
1/4" = 1'-0"



FCC COMMERCIAL FURNITURE INC.
8452 OLD HWY 90 N, ROSEBURG, OR 97470 USA
T. 800.322.7328 | F. 541.673.7441 | WWW.FCCFURN.COM
DESIGNED AND BUILT IN U.S.A.

PROPERTY OF FCC COMMERCIAL FURNITURE
THIS IS A FOR DESIGN PURPOSE TO EXPRESS DESIGN
CONCEPTS TO THE ARCHITECT, CLIENT, CONTRACTOR
AND INSTALLER FOR THE PROJECT SHOWN. THIS DESIGN
AND THE CONCEPTS HEREIN SHALL
NOT BE ALTERED OR USED AS CONSTRUCTION
DOCUMENTS. DO NOT REPRODUCE OR LEND WITHOUT
WRITTEN PERMISSION FROM FCC COMMERCIAL
FURNITURE INC.

IMPORTANT

WRITTEN DIMENSIONS HAVE PRECEDENCE OVER SCALE
IN ALL CASES.

DO NOT SCALE OFF PLANS. CONTACT FCC COMMERCIAL
FURNITURE'S REPRESENTATIVE TO VERIFY ANY
QUESTIONABLE DIMENSIONS AT TELEPHONE #
800.322.7328

THE GENERAL CONTRACTOR MUST VERIFY ALL BUILDING
DIMENSIONS, EQUIPMENT, FURNITURE PLACEMENT,
UTILITY LOCATIONS, AND CONDITIONS AT THE JOB SITE.

THE GENERAL CONTRACTOR MUST NOTIFY FCC
COMMERCIAL FURNITURE OF ALL DISCREPANCIES
AND/OR REQUIRED ADJUSTMENTS PRIOR TO STARTING
WORK.

FCC COMMERCIAL FURNITURE HAS PREPARED THESE
DOCUMENTS AS ACCURATELY AS POSSIBLE WITH THE
ARCHITECTURAL INFORMATION PROVIDED. DUE TO LACK
OF ACCURATE AND AND COMPLETE DIMENSIONED
ARCHITECTURAL PLANS, OWNER UNDERSTANDS THAT
ADJUSTMENTS TO THE FINAL LOCATIONS OF EQUIPMENT
AND/OR FURNITURE PLACEMENT MAY BE REQUIRED AT
THE OWNER'S EXPENSE DUE TO DISCREPANCIES BASED
ON ACTUAL JOB SITE DIMENSIONS AND CONDITIONS.

REFER TO ARCHITECTURAL OR ENGINEER DRAWINGS
FOR COMPLETE AND ACCURATE DIMENSIONS OF
BUILDING STRUCTURE.

THESE CONTRACT DOCUMENTS AND THE INFORMATION
THEY CONTAIN ARE THE PROPERTY OF FCC COMMERCIAL
FURNITURE INC., ROSEBURG, OREGON, 97470.

ALL PREPARED CONTRACT DOCUMENTS MAY NOT BE
COPIED, REPRODUCED, USED OR IMPLEMENTED IN ANY
WAY, IN PART OR IN WHOLE, WITHOUT THE EXPRESS
WRITTEN CONSENT OF FCC COMMERCIAL FURNITURE INC.

ANY UNAUTHORIZED USE OF THESE PLANS WILL RESULT
IN PAYMENT DUE FOR SERVICES RENDERED BY FCC
COMMERCIAL FURNITURE INC.

ANY DEVIATIONS FROM THESE DRAWINGS FOR ANY
REASON SHALL NOT BE DONE WITHOUT CONSENT OF FCC
COMMERCIAL FURNITURE INC. IN ADVANCE, IN WRITING.
FCC COMMERCIAL FURNITURE IS NOT RESPONSIBLE FOR
DEVIATIONS, CHANGES, ADDITIONS, OR DELETIONS NOT
REVIEWED AND APPROVED IN ADVANCE BY FCC
COMMERCIAL FURNITURE INC.

THESE DOCUMENTS REFLECT SPECIFIC SEATING AND
DECOR EQUIPMENT ORDERED OF DATE SHOWN BELOW.

CLIENT:



Burger King # 7311
9999 Pulaski Highway
Middle River, MD 21220
Decor: Garden Grill
Building Type: Remodel

CUSTOMER
Burgers Of Baltimore

SHEET TITLE:
INTERIOR BUILDING
ELEVATIONS

WORK ORDER NUMBER:

FINALS BY:

DRAWN BY:
Nathan James
SCALE:

1/4" = 1'-0"

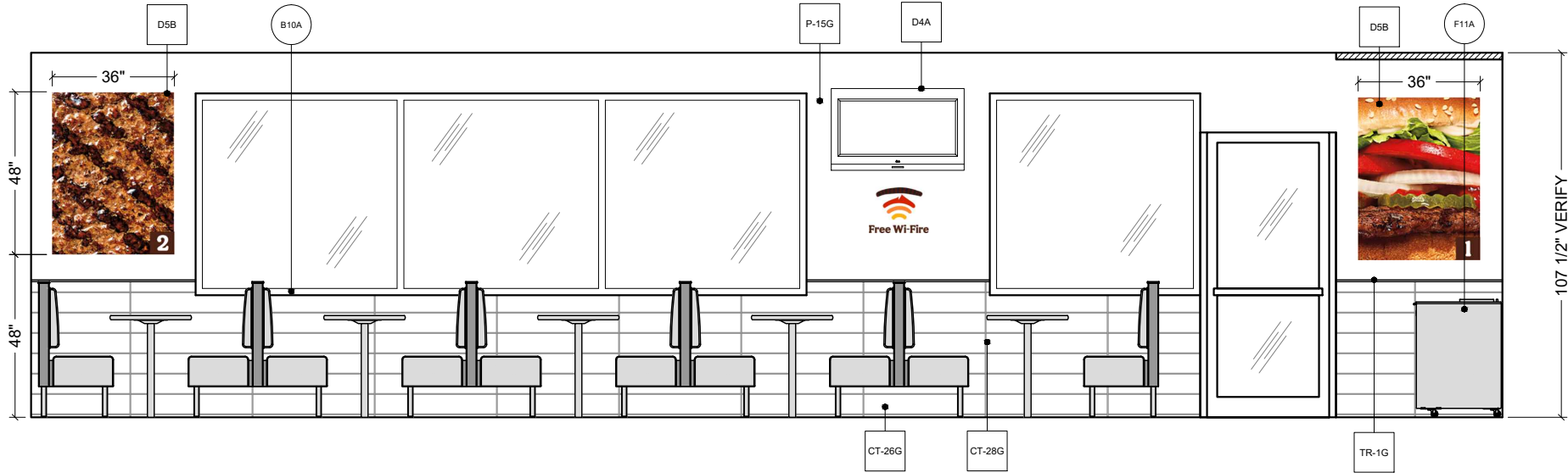
ORIGINAL DATE:
March 10, 2021

PLOT DATE:
March 30, 2021

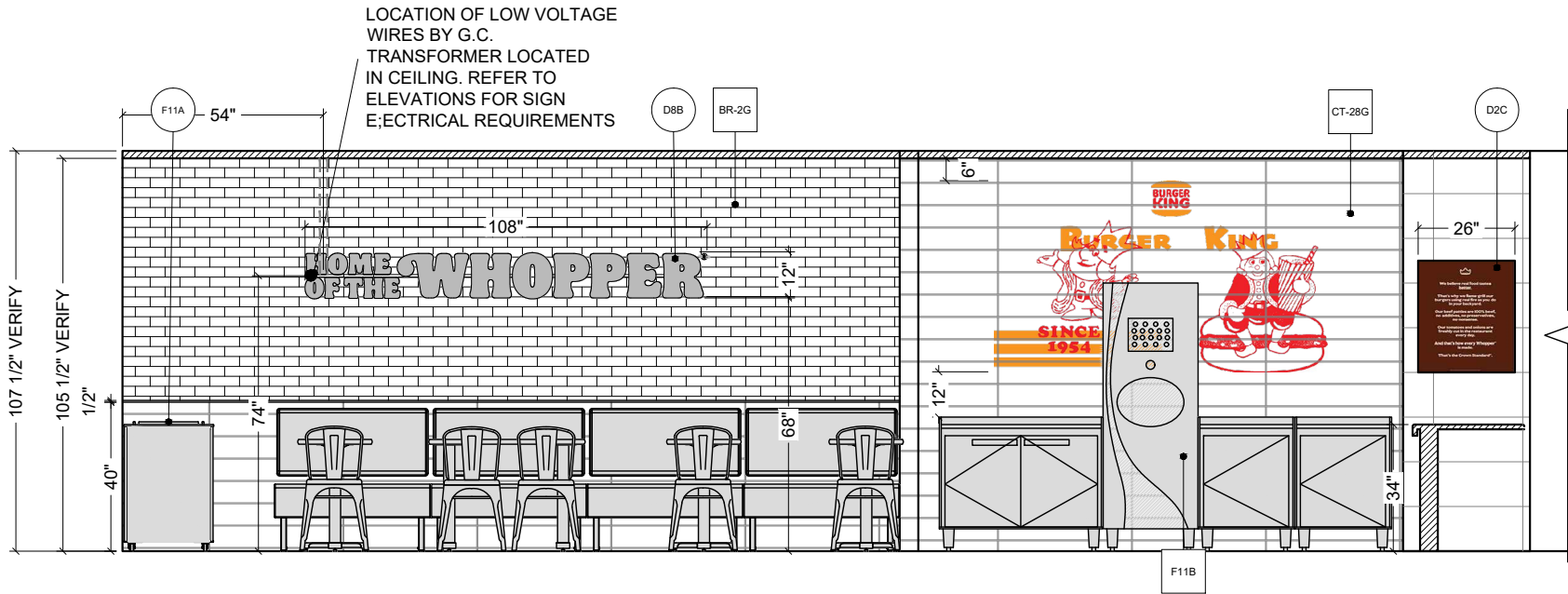
PROJECT #:
15714-002

SHEET #:

D2.0



E ELEVATION
1/4" = 1'-0"



F ELEVATION
1/4" = 1'-0"



FCC COMMERCIAL FURNITURE INC.
8452 OLD HWY 90 N. ROSEBURG, OR 97470 USA
T. 800.322.7328 | F. 541.673.7441 | WWW.FCCFURN.COM
DESIGNED AND BUILT IN U.S.A.

PROPERTY OF FCC COMMERCIAL FURNITURE
THIS IS A FOR DESIGN PURPOSE TO EXPRESS DESIGN CONCEPTS TO THE ARCHITECT, CLIENT, CONTRACTOR AND INSTALLER FOR THE PROJECT SHOWN. THIS DESIGN AND THE CONCEPTS HEREIN SHALL NOT BE ALTERED OR USED AS CONSTRUCTION DOCUMENTS. DO NOT REPRODUCE OR LEND WITHOUT WRITTEN PERMISSION FROM FCC COMMERCIAL FURNITURE INC.

IMPORTANT

WRITTEN DIMENSIONS HAVE PRECEDENCE OVER SCALE IN ALL CASES.

DO NOT SCALE OFF PLANS. CONTACT FCC COMMERCIAL FURNITURE'S REPRESENTATIVE TO VERIFY ANY QUESTIONABLE DIMENSIONS AT TELEPHONE # 800.322.7328

THE GENERAL CONTRACTOR MUST VERIFY ALL BUILDING DIMENSIONS, EQUIPMENT, FURNITURE PLACEMENT, UTILITY LOCATIONS, AND CONDITIONS AT THE JOB SITE.

THE GENERAL CONTRACTOR MUST NOTIFY FCC COMMERCIAL FURNITURE OF ALL DISCREPANCIES AND/OR REQUIRED ADJUSTMENTS PRIOR TO STARTING WORK.

FCC COMMERCIAL FURNITURE HAS PREPARED THESE DOCUMENTS AS ACCURATELY AS POSSIBLE WITH THE ARCHITECTURAL INFORMATION PROVIDED. DUE TO LACK OF ACCURATE AND AND COMPLETE DIMENSIONED ARCHITECTURAL PLANS, OWNER UNDERSTANDS THAT ADJUSTMENTS TO THE FINAL LOCATIONS OF EQUIPMENT AND/OR FURNITURE PLACEMENT MAY BE REQUIRED AT THE OWNER'S EXPENSE DUE TO DISCREPANCIES BASED ON ACTUAL JOB SITE DIMENSIONS AND CONDITIONS.

REFER TO ARCHITECTURAL OR ENGINEER DRAWINGS FOR COMPLETE AND ACCURATE DIMENSIONS OF BUILDING STRUCTURE.

THESE CONTRACT DOCUMENTS AND THE INFORMATION THEY CONTAIN ARE THE PROPERTY OF FCC COMMERCIAL FURNITURE INC., ROSEBURG, OREGON, 97470.

ALL PREPARED CONTRACT DOCUMENTS MAY NOT BE COPIED, REPRODUCED, USED OR IMPLEMENTED IN ANY WAY, IN PART OR IN WHOLE, WITHOUT THE EXPRESS WRITTEN CONSENT OF FCC COMMERCIAL FURNITURE INC.

ANY UNAUTHORIZED USE OF THESE PLANS WILL RESULT IN PAYMENT DUE FOR SERVICES RENDERED BY FCC COMMERCIAL FURNITURE INC.

ANY DEVIATIONS FROM THESE DRAWINGS FOR ANY REASON SHALL NOT BE DONE WITHOUT CONSENT OF FCC COMMERCIAL FURNITURE INC. IN ADVANCE, IN WRITING. FCC COMMERCIAL FURNITURE IS NOT RESPONSIBLE FOR DEVIATIONS, CHANGES, ADDITIONS, OR DELETIONS NOT REVIEWED AND APPROVED IN ADVANCE BY FCC COMMERCIAL FURNITURE INC.

THESE DOCUMENTS REFLECT SPECIFIC SEATING AND DECOR EQUIPMENT ORDERED OF DATE SHOWN BELOW.

CLIENT:



Burger King # 7311
9999 Pulaski Highway
Middle River, MD 21220
Decor: Garden Grill
Building Type: Remodel

CUSTOMER

Burgers Of Baltimore

SHEET TITLE:
INTERIOR BUILDING
ELEVATIONS

WORK ORDER NUMBER:

FINALS BY:

DRAWN BY:

Nathan James

SCALE:

1/4" = 1'-0"

ORIGINAL DATE:

March 10, 2021

PLOT DATE:

March 30, 2021

PROJECT #:

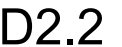
15714-002

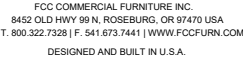
SHEET #:

D2.1



NOTE:
REFER TO 20/20 GARDEN GRILL DECOR GUIDELINES
FOUND AT DESIGNWITHBK.COM (INTERIOR DESIGN
GUIDELINES) FOR REQUIRED RESTROOM GRAPHICS.





PROPERTY OF FCC COMMERCIAL FURNITURE. THIS IS A FOR DESIGN PURPOSE TO EXPRESS DESIGN CONCEPTS TO THE ARCHITECT, CLIENT, CONTRACTOR AND INSTALLER FOR THE PROJECT SHOWN. THIS DESIGN AND THE CONCEPTS HEREIN SHALL NOT BE ALTERED OR USED AS CONSTRUCTION DOCUMENTS. DO NOT REPRODUCE OR LEND WITHOUT WRITTEN PERMISSION FROM FCC COMMERCIAL FURNITURE INC.

WRITTEN DIMENSIONS HAVE PRECEDENCE OVER SCALE
ALL CASES.

DO NOT SCALE OFF PLANS. CONTACT FCC COMMERCIAL
FURNITURE'S REPRESENTATIVE TO VERIFY ANY
QUESTIONABLE DIMENSIONS AT TELEPHONE #
0.322.7328

THE GENERAL CONTRACTOR MUST VERIFY ALL BUILDING DIMENSIONS, EQUIPMENT, FURNITURE PLACEMENT, UTILITY LOCATIONS, AND CONDITIONS AT THE JOB SITE.

THE GENERAL CONTRACTOR MUST NOTIFY FCC
COMMERCIAL FURNITURE OF ALL DISCREPANCIES
AND/OR REQUIRED ADJUSTMENTS PRIOR TO STARTING
WORK.

CC COMMERCIAL FURNITURE HAS PREPARED THESE DOCUMENTS AS ACCURATELY AS POSSIBLE WITH THE ARCHITECTURAL INFORMATION PROVIDED. DUE TO LACK OF ACCURATE AND COMPLETE DIMENSIONED ARCHITECTURAL PLANS, OWNER UNDERSTANDS THAT ADJUSTMENTS TO THE FINAL LOCATIONS OF EQUIPMENT AND/OR FURNITURE PLACEMENT MAY BE REQUIRED AT THE OWNER'S EXPENSE DUE TO DISCREPANCIES BASED ON ACTUAL JOB SITE DIMENSIONS AND CONDITIONS.

REFER TO ARCHITECTURAL OR ENGINEER DRAWINGS
FOR COMPLETE AND ACCURATE DIMENSIONS OF
BUILDING STRUCTURE.

THESE CONTRACT DOCUMENTS AND THE INFORMATION
THEY CONTAIN ARE THE PROPERTY OF FCC COMMERCIAL
FURNITURE INC., ROSEBURG, OREGON, 97470.

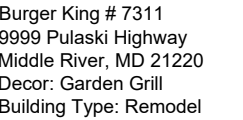
ALL PREPARED CONTRACT DOCUMENTS MAY NOT BE COPIED, REPRODUCED, USED OR IMPLEMENTED IN ANY WAY, IN PART OR IN WHOLE, WITHOUT THE EXPRESS WRITTEN CONSENT OF FCC COMMERCIAL FURNITURE INC.

ANY UNAUTHORIZED USE OF THESE PLANS WILL RESULT
PAYMENT DUE FOR SERVICES RENDERED BY FCC
COMMERCIAL FURNITURE INC.

ANY DEVIATIONS FROM THESE DRAWINGS FOR ANY REASON SHALL NOT BE DONE WITHOUT CONSENT OF FCC COMMERCIAL FURNITURE INC. IN ADVANCE, IN WRITING. FCC COMMERCIAL FURNITURE IS NOT RESPONSIBLE FOR DEVIATIONS, CHANGES, ADDITIONS, OR DELETIONS NOT REVIEWED AND APPROVED IN ADVANCE BY FCC COMMERCIAL FURNITURE INC.

THESE DOCUMENTS REFLECT SPECIFIC SEATING AND
RECOR EQUIPMENT ORDERED OF DATE SHOWN BELOW.

CLIENT:



CUSTOMER
Burgers Of Baltimore

SHEET TITLE:
DECOR
ELEVATIONS

WORK ORDER NUMBER:

FINALS BY:

DRAWN BY:

Nathan James

SCALE. 1:14" = 1' 0"

ORIGINAL 5

March 10, 2021

PLOT DATE:

March 30, 2021

PROJECT #

15714-002

SHEET #:

D3.0





FCC COMMERCIAL FURNITURE INC.
8452 OLD HWY 99 N. ROSEBURG, OR 97470 USA
T. 800.322.7328 | F. 541.673.7441 | WWW.FCCFURN.COM
DESIGNED AND BUILT IN U.S.A.

PROPERTY OF FCC COMMERCIAL FURNITURE
THIS IS A FOR DESIGN PURPOSE TO EXPRESS DESIGN
CONCEPTS TO THE ARCHITECT, CLIENT, CONTRACTOR
AND INSTALLER FOR THE PROJECT SHOWN. THIS DESIGN
AND THE CONCEPTS HEREIN SHALL
NOT BE ALTERED OR USED AS CONSTRUCTION
DOCUMENTS. DO NOT REPRODUCE OR LEND WITHOUT
WRITTEN PERMISSION FROM FCC COMMERCIAL
FURNITURE INC.

IMPORTANT

WRITTEN DIMENSIONS HAVE PRECEDENCE OVER SCALE
IN ALL CASES.

DO NOT SCALE OFF PLANS. CONTACT FCC COMMERCIAL
FURNITURE'S REPRESENTATIVE TO VERIFY ANY
QUESTIONABLE DIMENSIONS AT TELEPHONE #
800.322.7328

THE GENERAL CONTRACTOR MUST VERIFY ALL BUILDING
DIMENSIONS, EQUIPMENT, FURNITURE PLACEMENT,
UTILITY LOCATIONS, AND CONDITIONS AT THE JOB SITE.

THE GENERAL CONTRACTOR MUST NOTIFY FCC
COMMERCIAL FURNITURE OF ALL DISCREPANCIES
AND/OR REQUIRED ADJUSTMENTS PRIOR TO STARTING
WORK.

FCC COMMERCIAL FURNITURE HAS PREPARED THESE
DOCUMENTS AS ACCURATELY AS POSSIBLE WITH THE
ARCHITECTURAL INFORMATION PROVIDED. DUE TO LACK
OF ACCURATE AND AND COMPLETE DIMENSIONED
ARCHITECTURAL PLANS, OWNER UNDERSTANDS THAT
ADJUSTMENTS TO THE FINAL LOCATIONS OF EQUIPMENT
AND/OR FURNITURE PLACEMENT MAY BE REQUIRED AT
THE OWNERS EXPENSE DUE TO DISCREPANCIES BASED
ON ACTUAL JOB SITE DIMENSIONS AND CONDITIONS.

REFER TO ARCHITECTURAL OR ENGINEER DRAWINGS
FOR COMPLETE AND ACCURATE DIMENSIONS OF
BUILDING STRUCTURE.

THESE CONTRACT DOCUMENTS AND THE INFORMATION
THEY CONTAIN ARE THE PROPERTY OF FCC COMMERCIAL
FURNITURE INC., ROSEBURG, OREGON, 97470.

ALL PREPARED CONTRACT DOCUMENTS MAY NOT BE
COPIED, REPRODUCED, USED OR IMPLEMENTED IN ANY
WAY, IN PART OR IN WHOLE, WITHOUT THE EXPRESS
WRITTEN CONSENT OF FCC COMMERCIAL FURNITURE INC.

ANY UNAUTHORIZED USE OF THESE PLANS WILL RESULT
IN PAYMENT DUE FOR SERVICES RENDERED BY FCC
COMMERCIAL FURNITURE INC.

ANY DEVIATIONS FROM THESE DRAWINGS FOR ANY
REASON SHALL NOT BE DONE WITHOUT CONSENT OF FCC
COMMERCIAL FURNITURE INC. IN ADVANCE. IN WRITING.
FCC COMMERCIAL FURNITURE IS NOT RESPONSIBLE FOR
DEVIATIONS, CHANGES, ADDITIONS, OR DELETIONS NOT
REVIEWED AND APPROVED IN ADVANCE BY FCC
COMMERCIAL FURNITURE INC.

THESE DOCUMENTS REFLECT SPECIFIC SEATING AND
DECOR EQUIPMENT ORDERED OF DATE SHOWN BELOW.

CLIENT:



Burger King # 7311
9999 Pulaski Highway
Middle River, MD 21220
Decor: Garden Grill
Building Type: Remodel

CUSTOMER

Burgers Of Baltimore

SHEET TITLE:

DECOR

ELEVATIONS

WORK ORDER NUMBER:

FINALS BY:

DRAWN BY:

Nathan James

SCALE:

1/4" = 1'-0"

ORIGINAL DATE:

March 10, 2021

PLOT DATE:

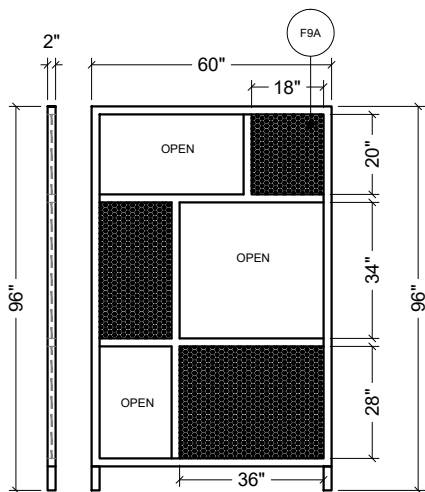
March 30, 2021

PROJECT #:

15714-002

SHEET #:

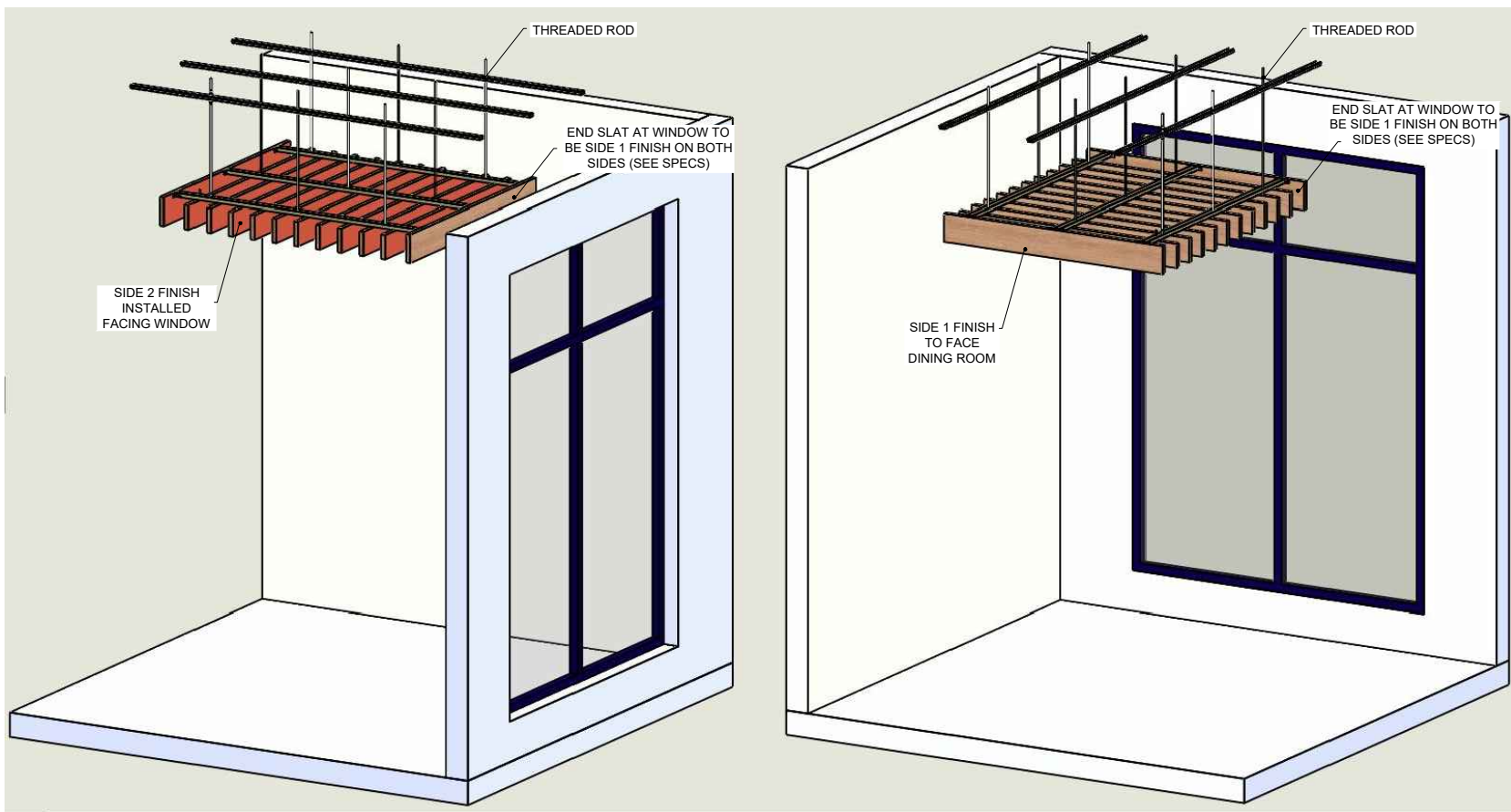
D3.1



C DETAIL

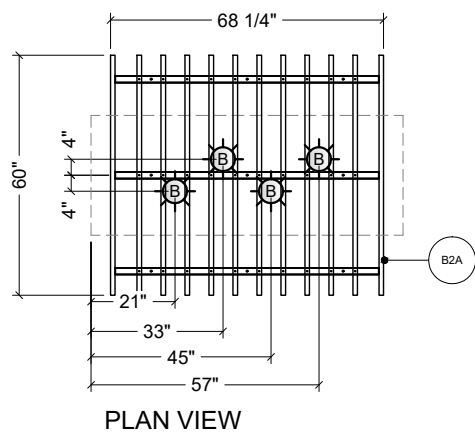
1/4" = 1'-0"

ELEVATION OCCURS (2) TIMES



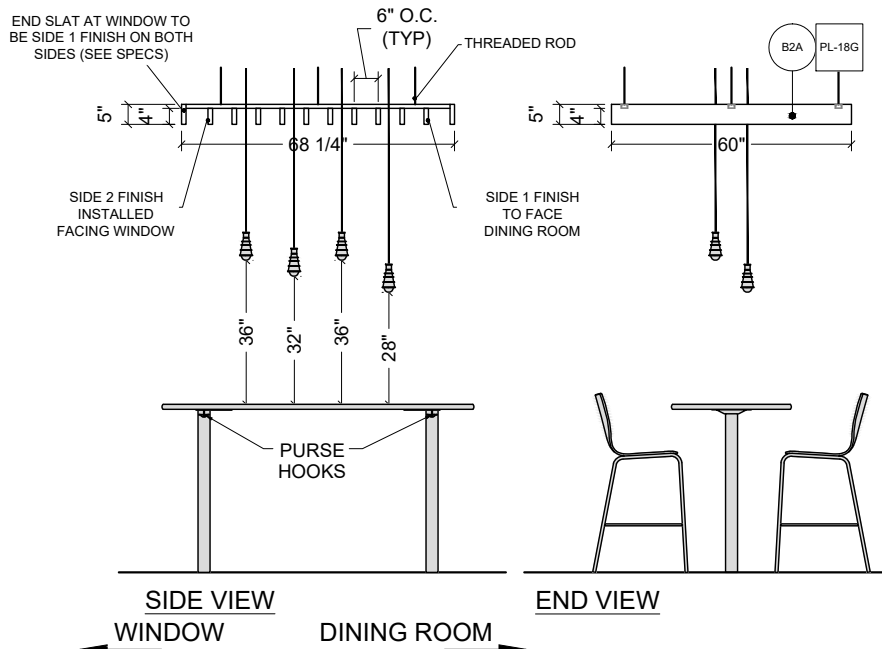
E SLAT SOFFIT ORIENTATION

1/4" = 1'-0"



PLAN VIEW

-SIDE 1 FINISH: LAMINATE,
NEVAMAR WZ2001T
SANTA ROSA PLUM
-SIDE 2 FINISH: LAMINATE,
NEVAMAR SO3300 SD,
CAFE SIENNA



SIDE VIEW WINDOW

DINING ROOM

END VIEW

D DETAIL

1/4" = 1'-0"

ELEVATION OCCURS (2) TIMES

CEILING LEGEND

SYMBOL	SPEC / DESCRIPTION
<div></div>	(B1A) (B2A) - DECOR SOFFITS (BY FCC)
<div></div>	P-5G - DECOR SOFFITS (BY GC)

LOW PROFILE LIGHTING LEGEND

<div></div>	A - PENDANT LIGHT
<div></div>	B - PENDANT LIGHT
<div></div>	C4W - CAN LIGHT (WHITE)
<div></div>	C4B - CAN LIGHT (BLACK)
<div></div>	D4W - WALL WASHER (WHITE)
<div></div>	D4B - WALL WASHER (BLACK)
<div></div>	G - ACCENT TRELLIS LIGHT (SINGLE)
<div></div>	G1 - ACCENT TRELLIS LIGHT (ADJUSTABLE GIMBAL)
<div></div>	B1 - SCENCE LIGHT (OPTIONAL)

NOTES:

-PATTERNS AND COLORS DO NOT REFLECT TRUE FINISH.

-SEE D8.0SERIES SHEETS FOR SPECIFICATIONS.

-FCC DECORATIVE LIGHTING LOCATIONS ARE GUIDELINES ONLY.

-GENERAL LIGHTING AND REQUIRED ILLUMINATION LEVELS TO BE COORDINATED WITH ARCHITECT TO VERIFY FINAL LIGHTING PLACEMENTS AND HVAC LOCATIONS.

FCC

FCC COMMERCIAL FURNITURE INC.

8452 OLD HWY 90 N, ROSEBURG, OR 97470 USA

T. 800.322.7328 | F. 541.673.7441 | WWW.FCCFURN.COM

DESIGNED AND BUILT IN U.S.A.

PROPERTY OF FCC COMMERCIAL FURNITURE

THIS IS A FOR DESIGN PURPOSE TO EXPRESS DESIGN CONCEPTS TO THE ARCHITECT, CLIENT, CONTRACTOR AND INSTALLER FOR THE PROJECT SHOWN. THIS DESIGN AND THE CONCEPTS HEREIN SHALL NOT BE ALTERED OR USED AS CONSTRUCTION DOCUMENTS. DO NOT REPRODUCE OR LEND WITHOUT WRITTEN PERMISSION FROM FCC COMMERCIAL FURNITURE INC.

IMPORTANT

WRITTEN DIMENSIONS HAVE PRECEDENCE OVER SCALE IN ALL CASES.

DO NOT SCALE OFF PLANS. CONTACT FCC COMMERCIAL FURNITURE'S REPRESENTATIVE TO VERIFY ANY QUESTIONABLE DIMENSIONS AT TELEPHONE # 800.322.7328

THE GENERAL CONTRACTOR MUST VERIFY ALL BUILDING DIMENSIONS, EQUIPMENT, FURNITURE PLACEMENT, UTILITY LOCATIONS, AND CONDITIONS AT THE JOB SITE.

THE GENERAL CONTRACTOR MUST NOTIFY FCC COMMERCIAL FURNITURE OF ALL DISCREPANCIES AND/OR REQUIRED ADJUSTMENTS PRIOR TO STARTING WORK.

FCC COMMERCIAL FURNITURE HAS PREPARED THESE DOCUMENTS AS ACCURATELY AS POSSIBLE WITH THE ARCHITECTURAL INFORMATION PROVIDED. DUE TO LACK OF ACCURATE AND AND COMPLETE DIMENSIONED ARCHITECTURAL PLANS, OWNER UNDERSTANDS THAT ADJUSTMENTS TO THE FINAL LOCATIONS OF EQUIPMENT AND/OR FURNITURE PLACEMENT MAY BE REQUIRED AT THE OWNER'S EXPENSE DUE TO DISCREPANCIES BASED ON ACTUAL JOB SITE DIMENSIONS AND CONDITIONS.

REFER TO ARCHITECTURAL OR ENGINEER DRAWINGS FOR COMPLETE AND ACCURATE DIMENSIONS OF BUILDING STRUCTURE.

THESE CONTRACT DOCUMENTS AND THE INFORMATION THEY CONTAIN ARE THE PROPERTY OF FCC COMMERCIAL FURNITURE INC., ROSEBURG, OREGON, 97470

ALL PREPARED CONTRACT DOCUMENTS MAY NOT BE COPIED, REPRODUCED, USED OR IMPLEMENTED IN ANY WAY, IN PART OR IN WHOLE, WITHOUT THE EXPRESS WRITTEN CONSENT OF FCC COMMERCIAL FURNITURE INC.

ANY UNAUTHORIZED USE OF THESE PLANS WILL RESULT IN PAYMENT DUE FOR SERVICES RENDERED BY FCC COMMERCIAL FURNITURE INC.

ANY DEVIATIONS FROM THESE DRAWINGS FOR ANY REASON SHALL NOT BE DONE WITHOUT CONSENT OF FCC COMMERCIAL FURNITURE INC. IN ADVANCE, IN WRITING. FCC COMMERCIAL FURNITURE IS NOT RESPONSIBLE FOR DEVIATIONS, CHANGES, ADDITIONS, OR DELETIONS NOT REVIEWED AND APPROVED IN ADVANCE BY FCC COMMERCIAL FURNITURE INC.

THESE DOCUMENTS REFLECT SPECIFIC SEATING AND DECOR EQUIPMENT ORDERED OF DATE SHOWN BELOW.

CLIENT:

BURGER KING

Burger King # 7311

9999 Pulaski Highway

Middle River, MD 21220

Decor: Garden Grill

Building Type: Remodel

CUSTOMER

Burgers Of Baltimore

SHEET TITLE:

DINING ROOM

REFLECTED CEILING PLAN

WORK ORDER NUMBER:

FINALS BY:

DRAWN BY:

Nathan James

SCALE:

3/16" = 1'-0"

ORIGINAL DATE:

March 10, 2021

PLOT DATE:

March 30, 2021

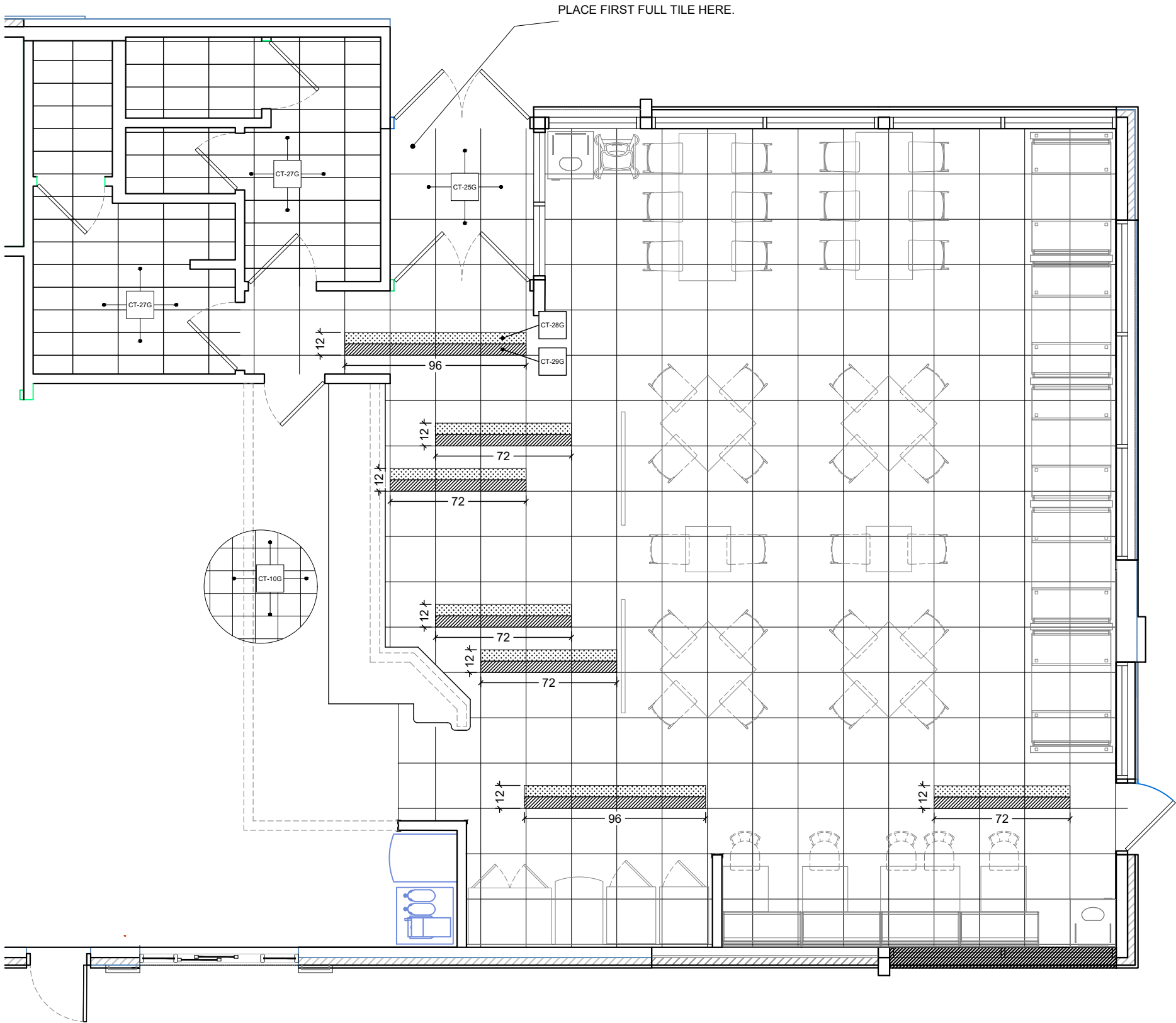
PROJECT #:

15714-002

SHEET #:

D4.0

NOTE:
-GENERAL CONTRACTOR IS RESPONSIBLE FOR
SUPPLYING AND INSTALLING ALL BACK OF
HOUSE TILE. REFER TO ARCHITECTURAL PLAN
SET FOR FULL KITCHEN PLANS.



LEGEND

	CT-25G	MAIN FLOOR TILE
	CT-28G	ACCENT FLOOR TILE
	CT-29G	ACCENT FLOOR TILE
	CT-10G	KITCHEN FLOOR TILE
	CT-27G	RESTROOM FLOOR TILE (R6A)



FCC COMMERCIAL FURNITURE INC.
8452 OLD HWY 90 N. ROSEBURG, OR 97470 USA
T. 800.322.7328 | F. 541.673.7441 | WWW.FCCFURN.COM
DESIGNED AND BUILT IN U.S.A.

PROPERTY OF FCC COMMERCIAL FURNITURE
THIS IS A FOR DESIGN PURPOSE TO EXPRESS DESIGN
CONCEPTS TO THE ARCHITECT, CLIENT, CONTRACTOR
AND INSTALLER FOR THE PROJECT SHOWN. THIS DESIGN
AND THE CONCEPTS HEREIN SHALL
NOT BE ALTERED OR USED AS CONSTRUCTION
DOCUMENTS. DO NOT REPRODUCE OR LEND WITHOUT
WRITTEN PERMISSION FROM FCC COMMERCIAL
FURNITURE INC.

IMPORTANT

WRITTEN DIMENSIONS HAVE PRECEDENCE OVER SCALE
IN ALL CASES.

DO NOT SCALE OFF PLANS. CONTACT FCC COMMERCIAL
FURNITURE'S REPRESENTATIVE TO VERIFY ANY
QUESTIONABLE DIMENSIONS AT TELEPHONE #
800.322.7328

THE GENERAL CONTRACTOR MUST VERIFY ALL BUILDING
DIMENSIONS, EQUIPMENT, FURNITURE PLACEMENT,
UTILITY LOCATIONS, AND CONDITIONS AT THE JOB SITE.

THE GENERAL CONTRACTOR MUST NOTIFY FCC
COMMERCIAL FURNITURE OF ALL DISCREPANCIES
AND/OR REQUIRED ADJUSTMENTS PRIOR TO STARTING
WORK.

FCC COMMERCIAL FURNITURE HAS PREPARED THESE
DOCUMENTS AS ACCURATELY AS POSSIBLE WITH THE
ARCHITECTURAL INFORMATION PROVIDED. DUE TO LACK
OF ACCURATE AND AND COMPLETE DIMENSIONED
ARCHITECTURAL PLANS, OWNER UNDERSTANDS THAT
ADJUSTMENTS TO THE FINAL LOCATIONS OF EQUIPMENT
AND/OR FURNITURE PLACEMENT MAY BE REQUIRED AT
THE OWNER'S EXPENSE DUE TO DISCREPANCIES BASED
ON ACTUAL JOB SITE DIMENSIONS AND CONDITIONS.

REFER TO ARCHITECTURAL OR ENGINEER DRAWINGS
FOR COMPLETE AND ACCURATE DIMENSIONS OF
BUILDING STRUCTURE.

THESE CONTRACT DOCUMENTS AND THE INFORMATION
THEY CONTAIN ARE THE PROPERTY OF FCC COMMERCIAL
FURNITURE INC., ROSEBURG, OREGON, 97470

ALL PREPARED CONTRACT DOCUMENTS MAY NOT BE
COPIED, REPRODUCED, USED OR IMPLEMENTED IN ANY
WAY, IN PART OR IN WHOLE, WITHOUT THE EXPRESS
WRITTEN CONSENT OF FCC COMMERCIAL FURNITURE INC.

ANY UNAUTHORIZED USE OF THESE PLANS WILL RESULT
IN PAYMENT DUE FOR SERVICES RENDERED BY FCC
COMMERCIAL FURNITURE INC.

ANY DEVIATIONS FROM THESE DRAWINGS FOR ANY
REASON SHALL NOT BE DONE WITHOUT CONSENT OF FCC
COMMERCIAL FURNITURE INC. IN ADVANCE. IN WRITING.
FCC COMMERCIAL FURNITURE IS NOT RESPONSIBLE FOR
DEVIATIONS, CHANGES, ADDITIONS, OR DELETIONS NOT
REVIEWED AND APPROVED IN ADVANCE BY FCC
COMMERCIAL FURNITURE INC.

THESE DOCUMENTS REFLECT SPECIFIC SEATING AND
DECOR EQUIPMENT ORDERED OF DATE SHOWN BELOW.

CLIENT:



Burger King # 7311
9999 Pulaski Highway
Middle River, MD 21220
Decor: Garden Grill
Building Type: Remodel

CUSTOMER

Burgers Of Baltimore

SHEET TITLE:
DINING ROOM
FLOOR TILE PLAN

WORK ORDER NUMBER:

FINALS BY:

DRAWN BY:

Nathan James

SCALE:

3/16" = 1'-0"

ORIGINAL DATE:

March 10, 2021

PLOT DATE:

March 30, 2021

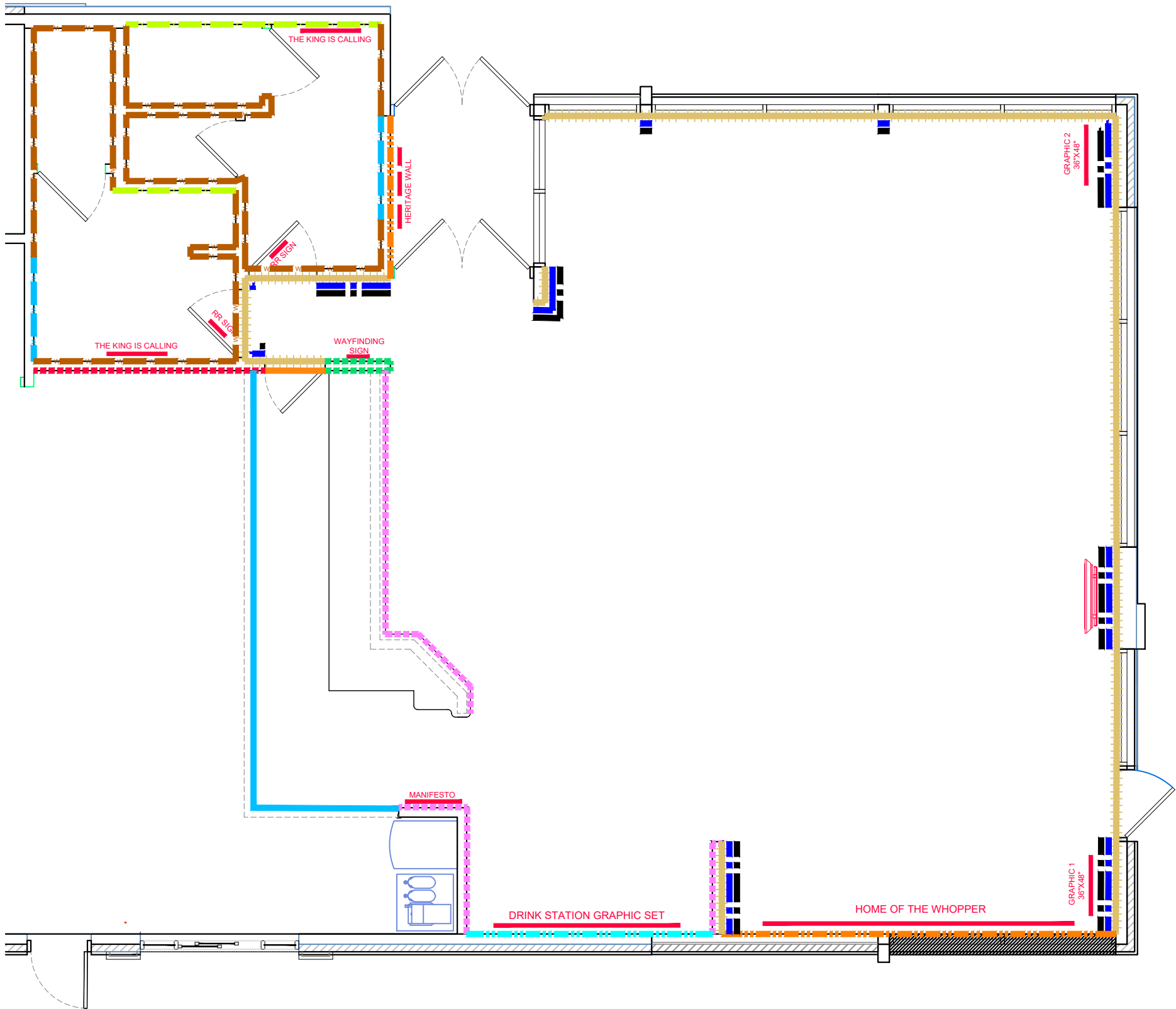
PROJECT #:

15714-002

SHEET #:

D5.0

NOTE:
-GENERAL CONTRACTOR IS RESPONSIBLE FOR
SUPPLYING AND INSTALLING ALL BACK OF
HOUSE TILE. REFER TO ARCHITECTURAL PLAN
SET FOR FULL KITCHEN PLANS.



LEGEND

- CT-28G UNDER SERVICE COUNTER, SERVICE AREA SIDE WALL, DRINK STATION SIDE WALLS - TILE (6X24)
- CT-27G SERVICE AREA SIDE WALL & CORRIDOR WALL - TILE (12X24)
- CT-28G B3C ACCENT LAMINATE AT SERVICE AREA
- CT-25G DRINK STATION BACK WALL - TILE (24X24)
- FRP-1G BACK OF HOUSE
- CT-28G WAINSCOT (TILE)
- TR-1G TRIM/ TOP CAP
- P-15G MAIN WALL FINISH
- BR-2G ACCENT BRICK FINISH
- CT-31G MENU BOARD & SERVICE AREA BACK WALL - TILE (3X12)
- CT-27G RESTROOM FULL HEIGHT (GREY) TILED WALLS
- CT-30G RESTROOM FULL HEIGHT (RED) TILED WALLS
- CT-28G RESTROOM FULL HEIGHT (WOOD LOOK) TILED WALLS
- GRAPHIC & METAL SIGN LOCATION



FCC COMMERCIAL FURNITURE INC.
8452 OLD HWY 90 N, ROSEBURG, OR 97470 USA
T. 800.322.7328 | F. 541.673.7441 | WWW.FCCFURN.COM
DESIGNED AND BUILT IN U.S.A.

PROPERTY OF FCC COMMERCIAL FURNITURE
THIS IS A FOR DESIGN PURPOSE TO EXPRESS DESIGN
CONCEPTS TO THE ARCHITECT, CLIENT, CONTRACTOR
AND INSTALLER FOR THE PROJECT SHOWN. THIS DESIGN
AND THE CONCEPTS HEREIN SHALL
NOT BE ALTERED OR USED AS CONSTRUCTION
DOCUMENTS. DO NOT REPRODUCE OR LEND WITHOUT
WRITTEN PERMISSION FROM FCC COMMERCIAL
FURNITURE INC.

IMPORTANT

WRITTEN DIMENSIONS HAVE PRECEDENCE OVER SCALE
IN ALL CASES.

DO NOT SCALE OFF PLANS. CONTACT FCC COMMERCIAL
FURNITURE'S REPRESENTATIVE TO VERIFY ANY
QUESTIONABLE DIMENSIONS AT TELEPHONE #
800.322.7328

THE GENERAL CONTRACTOR MUST VERIFY ALL BUILDING
DIMENSIONS, EQUIPMENT, FURNITURE PLACEMENT,
UTILITY LOCATIONS, AND CONDITIONS AT THE JOB SITE.

THE GENERAL CONTRACTOR MUST NOTIFY FCC
COMMERCIAL FURNITURE OF ALL DISCREPANCIES
AND/OR REQUIRED ADJUSTMENTS PRIOR TO STARTING
WORK.

FCC COMMERCIAL FURNITURE HAS PREPARED THESE
DOCUMENTS AS ACCURATELY AS POSSIBLE WITH THE
ARCHITECTURAL INFORMATION PROVIDED. DUE TO LACK
OF ACCURATE AND AND COMPLETE DIMENSIONED
ARCHITECTURAL PLANS, OWNER UNDERSTANDS THAT
ADJUSTMENTS TO THE FINAL LOCATIONS OF EQUIPMENT
AND/OR FURNITURE PLACEMENT MAY BE REQUIRED AT
THE OWNER'S EXPENSE DUE TO DISCREPANCIES BASED
ON ACTUAL JOB SITE DIMENSIONS AND CONDITIONS.

REFER TO ARCHITECTURAL OR ENGINEER DRAWINGS
FOR COMPLETE AND ACCURATE DIMENSIONS OF
BUILDING STRUCTURE.

THESE CONTRACT DOCUMENTS AND THE INFORMATION
THEY CONTAIN ARE THE PROPERTY OF FCC COMMERCIAL
FURNITURE INC., ROSEBURG, OREGON, 97470.

ALL PREPARED CONTRACT DOCUMENTS MAY NOT BE
COPIED, REPRODUCED, USED OR IMPLEMENTED IN ANY
WAY, IN PART OR IN WHOLE, WITHOUT THE EXPRESS
WRITTEN CONSENT OF FCC COMMERCIAL FURNITURE INC.

ANY UNAUTHORIZED USE OF THESE PLANS WILL RESULT
IN PAYMENT DUE FOR SERVICES RENDERED BY FCC
COMMERCIAL FURNITURE INC.

ANY DEVIATIONS FROM THESE DRAWINGS FOR ANY
REASON SHALL NOT BE DONE WITHOUT CONSENT OF FCC
COMMERCIAL FURNITURE INC. IN ADVANCE, IN WRITING.
FCC COMMERCIAL FURNITURE IS NOT RESPONSIBLE FOR
DEVIATIONS, CHANGES, ADDITIONS, OR DELETIONS NOT
REVIEWED AND APPROVED IN ADVANCE BY FCC
COMMERCIAL FURNITURE INC.

THESE DOCUMENTS REFLECT SPECIFIC SEATING AND
DECOR EQUIPMENT ORDERED OF DATE SHOWN BELOW.

CLIENT:



Burger King # 7311
9999 Pulaski Highway
Middle River, MD 21220
Decor: Garden Grill
Building Type: Remodel

CUSTOMER
Burgers Of Baltimore

SHEET TITLE:
INTERIOR WALL
FINISHES

WORK ORDER NUMBER:

FINALS BY:

DRAWN BY:
Nathan James
SCALE:
3/16" = 1'-0"
ORIGINAL DATE:
March 10, 2021
PLOT DATE:
March 30, 2021
PROJECT #:
15714-002
SHEET #:
D6.0



FCC COMMERCIAL FURNITURE INC.
8452 OLD HWY 99 N. ROSEBURG, OR 97470 USA
T. 800.322.7328 | F. 541.673.7441 | WWW.FCCFURN.COM
DESIGNED AND BUILT IN U.S.A.

PROPERTY OF FCC COMMERCIAL FURNITURE
THIS IS A FOR DESIGN PURPOSE TO EXPRESS DESIGN
CONCEPTS TO THE ARCHITECT, CLIENT, CONTRACTOR
AND INSTALLER FOR THE PROJECT SHOWN. THIS DESIGN
AND THE CONCEPTS HEREIN SHALL
NOT BE ALTERED OR USED AS CONSTRUCTION
DOCUMENTS. DO NOT REPRODUCE OR LEND WITHOUT
WRITTEN PERMISSION FROM FCC COMMERCIAL
FURNITURE INC.

IMPORTANT

WRITTEN DIMENSIONS HAVE PRECEDENCE OVER SCALE
IN ALL CASES.

DO NOT SCALE OFF PLANS. CONTACT FCC COMMERCIAL
FURNITURE'S REPRESENTATIVE TO VERIFY ANY
QUESTIONABLE DIMENSIONS AT TELEPHONE #
800.322.7328

THE GENERAL CONTRACTOR MUST VERIFY ALL BUILDING
DIMENSIONS, EQUIPMENT, FURNITURE PLACEMENT,
UTILITY LOCATIONS, AND CONDITIONS AT THE JOB SITE.

THE GENERAL CONTRACTOR MUST NOTIFY FCC
COMMERCIAL FURNITURE OF ALL DISCREPANCIES
AND/OR REQUIRED ADJUSTMENTS PRIOR TO STARTING
WORK.

FCC COMMERCIAL FURNITURE HAS PREPARED THESE
DOCUMENTS AS ACCURATELY AS POSSIBLE WITH THE
ARCHITECTURAL INFORMATION PROVIDED. DUE TO LACK
OF ACCURATE AND AND COMPLETE DIMENSIONED
ARCHITECTURAL PLANS, OWNER UNDERSTANDS THAT
ADJUSTMENTS TO THE FINAL LOCATIONS OF EQUIPMENT
AND/OR FURNITURE PLACEMENT MAY BE REQUIRED AT
THE OWNER'S EXPENSE DUE TO DISCREPANCIES BASED
ON ACTUAL JOB SITE DIMENSIONS AND CONDITIONS.

REFER TO ARCHITECTURAL OR ENGINEER DRAWINGS
FOR COMPLETE AND ACCURATE DIMENSIONS OF
BUILDING STRUCTURE.

THESE CONTRACT DOCUMENTS AND THE INFORMATION
THEY CONTAIN ARE THE PROPERTY OF FCC COMMERCIAL
FURNITURE INC., ROSEBURG, OREGON, 97470.

ALL PREPARED CONTRACT DOCUMENTS MAY NOT BE
COPIED, REPRODUCED, USED OR IMPLEMENTED IN ANY
WAY, IN PART OR IN WHOLE, WITHOUT THE EXPRESS
WRITTEN CONSENT OF FCC COMMERCIAL FURNITURE INC.

ANY UNAUTHORIZED USE OF THESE PLANS WILL RESULT
IN PAYMENT DUE FOR SERVICES RENDERED BY FCC
COMMERCIAL FURNITURE INC.

ANY DEVIATIONS FROM THESE DRAWINGS FOR ANY
REASON SHALL NOT BE DONE WITHOUT CONSENT OF FCC
COMMERCIAL FURNITURE INC. IN ADVANCE, IN WRITING.
FCC COMMERCIAL FURNITURE IS NOT RESPONSIBLE FOR
DEVIATIONS, CHANGES, ADDITIONS, OR DELETIONS NOT
REVIEWED AND APPROVED IN ADVANCE BY FCC
COMMERCIAL FURNITURE INC.

THESE DOCUMENTS REFLECT SPECIFIC SEATING AND
DECOR EQUIPMENT ORDERED OF DATE SHOWN BELOW.

CLIENT:



Burger King # 7311
9999 Pulaski Highway
Middle River, MD 21220
Decor: Garden Grill
Building Type: Remodel

CUSTOMER

Burgers Of Baltimore

SHEET TITLE:

G.C. PROVIDED ITEMS
AND DETAILS

WORK ORDER NUMBER:

FINALS BY:

DRAWN BY:

Nathan James

SCALE:

3/16" = 1'-0"

ORIGINAL DATE:

March 10, 2021

PLOT DATE:

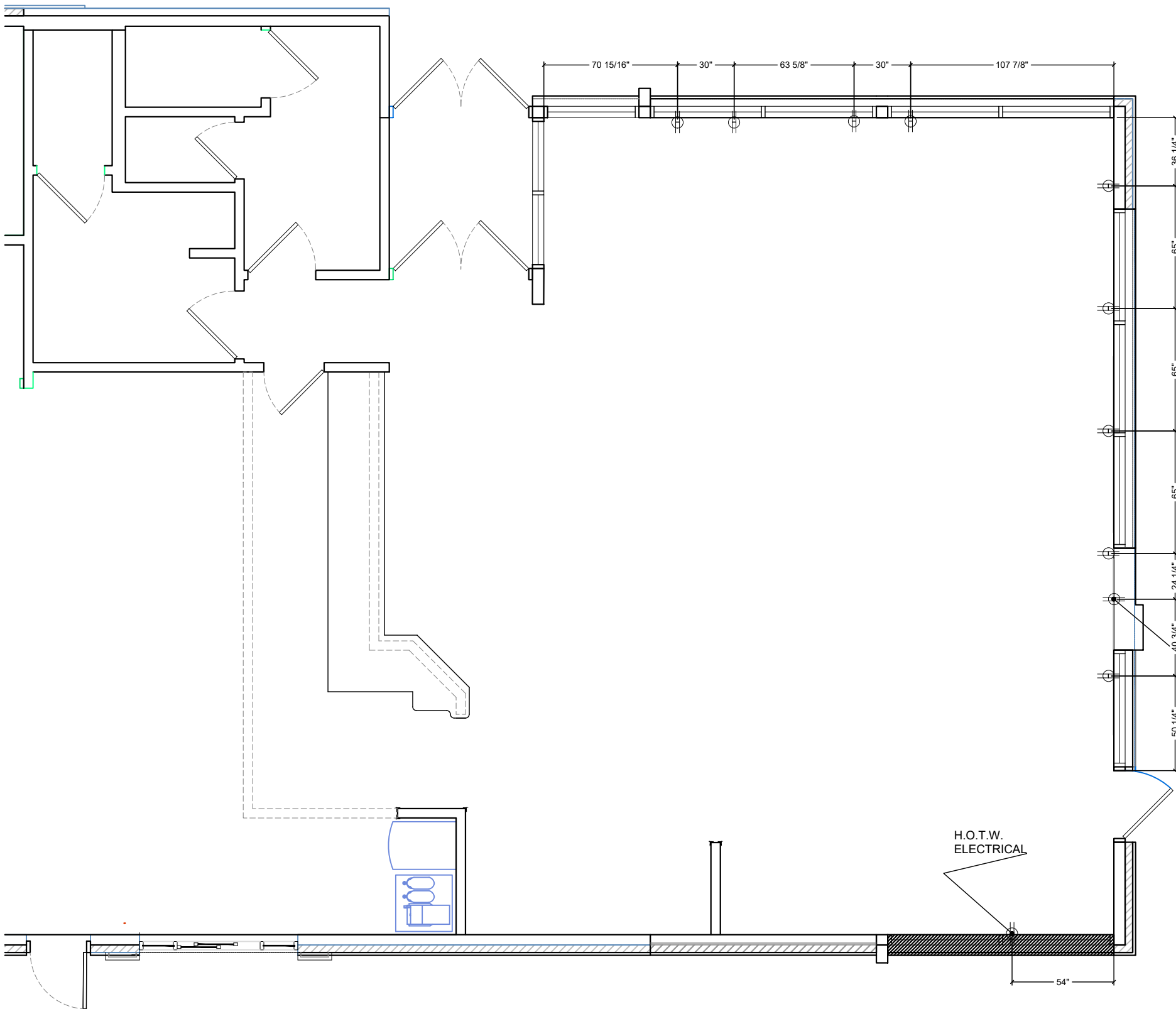
March 30, 2021

PROJECT #:

15714-002

SHEET #:

D7.0



NOTE: ALL ELECTRICAL OUTLETS ARE SHOWN
AS SUGGESTED LOCATIONS ONLY. VERIFY W/
ARCHITECT PRIOR TO INSTALLATION.

Common Wayfinding Graphics

Required unless noted. Graphics may not always be applicable to all locations. Refer to décor plans for Image specific graphics.

Wi-Fi



Free Wi-Fi

Freshly Sliced Onions

Freshly sliced onions
and tomatoes every day.

Trash Bin Decals (optional)

Thank you! Recycle Compost



Tray Return












No Smoking (optional)












No Smoking

Restroom Wayfinding (selection varies based on store layout)









Hours of Operation



Door Push-Pull Decals



Exterior Billboard

(Not Applicable to Pavilion Bldg.)



Approved Graphic Suppliers:

LSI Graphics
Contact: Bob Lucas or Shawn Perry
Email: Bk.Graphics@LSI-Industries.com
Phone: (800) 436-7800

Moss Retail
2643 West Chicago Ave.
Chicago, IL 60622
Contact: DJ Scandiff; (773) 435-7600 ext. 617
Contact: Rob Lorts; (773) 435-7600 Ext. 655
Order e-mail: BK@mossinc.com

VGS, Inc.
1696 Mabry Mill Dr., SW
North Canton, OH 44709
Contact: Greg Moroz; (201) 528-9680
Order e-mail: burgerking@vgs-inc.com

APA Color Graphics
2929 Pacific Drive
Norcross, GA 30071
Contact: Tony Tantillo; (404) 355-1355
Email: tony@apacolorgraphics.com

The King is Calling Restroom Graphic





Crew Members Must Wash Hands



Exterior Drive-Thru Panels

(selection varies based on allowable space)
(Not Applicable to Pavilion Bldg.)





FCC COMMERCIAL FURNITURE INC.
8452 OLD HWY 99 N. ROSEBURG, OR 97470 USA
T: 800.322.7328 | F: 541.673.7441 | WWW.FCCFURN.COM
DESIGNED AND BUILT IN U.S.A.

PROPERTY OF FCC COMMERCIAL FURNITURE
THIS IS A FOR DESIGN PURPOSE TO EXPRESS DESIGN CONCEPTS TO THE ARCHITECT, CLIENT, CONTRACTOR AND INSTALLER FOR THE PROJECT SHOWN. THIS DESIGN AND THE CONCEPTS HEREIN SHALL NOT BE ALTERED OR USED AS CONSTRUCTION DOCUMENTS. DO NOT REPRODUCE OR LEND WITHOUT WRITTEN PERMISSION FROM FCC COMMERCIAL FURNITURE INC.

IMPORTANT

WRITTEN DIMENSIONS HAVE PRECEDENCE OVER SCALE IN ALL CASES.

DO NOT SCALE OFF PLANS. CONTACT FCC COMMERCIAL FURNITURE'S REPRESENTATIVE TO VERIFY ANY QUESTIONABLE DIMENSIONS AT TELEPHONE # 800.322.7328

THE GENERAL CONTRACTOR MUST VERIFY ALL BUILDING DIMENSIONS, EQUIPMENT, FURNITURE PLACEMENT, UTILITY LOCATIONS, AND CONDITIONS AT THE JOB SITE.

THE GENERAL CONTRACTOR MUST NOTIFY FCC COMMERCIAL FURNITURE OF ALL DISCREPANCIES AND/OR REQUIRED ADJUSTMENTS PRIOR TO STARTING WORK.

FCC COMMERCIAL FURNITURE HAS PREPARED THESE DOCUMENTS AS ACCURATELY AS POSSIBLE WITH THE ARCHITECTURAL INFORMATION PROVIDED. DUE TO LACK OF ACCURATE AND COMPLETE DIMENSIONED ARCHITECTURAL PLANS, OWNER UNDERSTANDS THAT ADJUSTMENTS TO THE FINAL LOCATIONS OF EQUIPMENT AND/OR FURNITURE PLACEMENT MAY BE REQUIRED AT THE OWNER'S EXPENSE DUE TO DISCREPANCIES BASED ON ACTUAL JOB SITE DIMENSIONS AND CONDITIONS.

REFER TO ARCHITECTURAL OR ENGINEER DRAWINGS FOR COMPLETE AND ACCURATE DIMENSIONS OF BUILDING STRUCTURE.

THESE CONTRACT DOCUMENTS AND THE INFORMATION THEY CONTAIN ARE THE PROPERTY OF FCC COMMERCIAL FURNITURE INC., ROSEBURG, OREGON, 97470.


ALL PREPARED CONTRACT DOCUMENTS MAY NOT BE COPIED, REPRODUCED, USED OR IMPLEMENTED IN ANY WAY, IN PART OR IN WHOLE, WITHOUT THE EXPRESS WRITTEN CONSENT OF FCC COMMERCIAL FURNITURE INC.

ANY UNAUTHORIZED USE OF THESE PLANS WILL RESULT IN PAYMENT DUE FOR SERVICES RENDERED BY FCC COMMERCIAL FURNITURE INC.

ANY DEVIATIONS FROM THESE DRAWINGS FOR ANY REASON SHALL NOT BE DONE WITHOUT CONSENT OF FCC COMMERCIAL FURNITURE INC. IN ADVANCE. IN WRITING. FCC COMMERCIAL FURNITURE IS NOT RESPONSIBLE FOR DEVIATIONS, CHANGES, ADDITIONS, OR DELETIONS NOT REVIEWED AND APPROVED IN ADVANCE BY FCC COMMERCIAL FURNITURE INC.

THESE DOCUMENTS REFLECT SPECIFIC SEATING AND DECOR EQUIPMENT ORDERED OF DATE SHOWN BELOW.

CLIENT:



Burger King # 7311
9999 Pulaski Highway
Middle River, MD 21220
Decor: Garden Grill
Building Type: Remodel









CUSTOMER
Burgers Of Baltimore

SHEET TITLE:
WAYFINDING SIGNAGE

WORK ORDER NUMBER:

FINALS BY:

DRAWN BY:
Nathan James
SCALE:
NA
ORIGINAL DATE:
March 10, 2021
PLOT DATE:
March 30, 2021
PROJECT #:
15714-002
SHEET #:
D7.1

	Customer: Burgers of Baltimore Store: Burger King # 7311 Location: Middle River, MD Project Number: 15714-002 Designer: Nathan James Sales: Betsy Spinks Date: 3/12/2021 Décor: Garden Grill		Environmentally Friendly Finishes by FCC Standards		Additional Notes V 03.03.21																																																															
		Greenguard Certified (Low VOC)																																																																		
		SCS Certified Recycled Content																																																																		
		PVC Free Upholstery																																																																		
		Crypton Green Upholstery																																																																		
Specifications are for REFERENCE ONLY and are current from the date of the last revision. See architectural for updated information. Contact FCC immediately with any modifications to building finishes.																																																																				
<table><tr><th colspan="3">Furniture Items</th><th colspan="2">Supplier</th><th colspan="2">Installer</th><th>BK</th><th rowspan="2">Notes</th></tr><tr><th>Item</th><th>Description</th><th>Finish</th><th>FCC</th><th>Others</th><th>FCC</th><th>Others</th><th>Codes</th></tr><tr><td>F1A</td><td>Standard Height Perimeter Booths (wall incl.)</td><td>Style: Blaze Booth (40" H Wall) 1/2" Top Cap (No Drop): Solid Surface Corian, Deep Noctume (matte finish) Booth Wall: Laminate, Nevamar N/WF0011T Macchiato (grain) Edge Trim: Rehau, Match to Macchiato CP41002 Seat & Crumb Trough: Fiberglass, Coffee Grounds 17.5" Back Pad: Vinyl, Maharam Lariat 440401, 007 Oyster Bottom Trim: 3MM Black PVC Booth Base: 1/8" Black ABS Legs: Powdercoat, Blackened Steel</td><td>X</td><td></td><td></td><td>X</td><td>SS-8G PL-15G MEB-2G UPH-7G UPH-10G MF-1G</td><td></td></tr><tr><td>F1B</td><td>Standard Height Settees (no wall)</td><td>Style: Blaze Settee Seat & Crumb Trough: Fiberglass, Coffee Grounds 17.5" Back Pad: Vinyl, Maharam Lariat 440401, 007 Oyster Bottom Trim: 3MM Black PVC Booth Base: 1/8" Black ABS Legs: Powdercoat, Blackened Steel</td><td>X</td><td></td><td></td><td>X</td><td>UPH-7G UPH-10G PL-19G MF-1G</td><td></td></tr><tr><td>F2A</td><td>Table Tops (at booths/ settees)</td><td>Style: T0025 (1/8"R) 1 5/16" Thick Top: Laminate, Nevamar WK0017T Venerable Old Oak (grain) Edge: Rehau 592E Multiplex 1-5/16"</td><td>X</td><td></td><td></td><td>X</td><td>PL-9G MEB-1G</td><td>All VBE seams to be placed against walls where possible Arrows on floor plan denote table grain location.</td></tr><tr><td>F2B</td><td>Table Tops (center)</td><td>Style: T0027 R (1/8"R) 3 Equal Stripes 1 5/16" Thick Top: Left Stripe: Laminate, Nevamar WZ2001T Santa Rosa Plum Tree (grain) Middle Stripe: Laminate, Nevamar N/WF0011T Macchiato (grain) Right Stripe: Laminate, Nevamar WF0013T Camel Macchiato Suede (grain) Edge: Rehau 592E Multiplex 1-5/16"</td><td>X</td><td></td><td></td><td>X</td><td> Pionite/Wilsonart Table F2B is only applicable on tables in the center of the store PL-16G PL-15G PL-17G MEB-1G</td><td></td></tr><tr><td>F2C</td><td>Coffee Tables (at lounge)</td><td>N/A</td><td></td><td></td><td></td><td></td><td></td><td></td></tr></table>							Furniture Items			Supplier		Installer		BK	Notes	Item	Description	Finish	FCC	Others	FCC	Others	Codes	F1A	Standard Height Perimeter Booths (wall incl.)	Style: Blaze Booth (40" H Wall) 1/2" Top Cap (No Drop): Solid Surface Corian, Deep Noctume (matte finish) Booth Wall: Laminate, Nevamar N/WF0011T Macchiato (grain) Edge Trim: Rehau, Match to Macchiato CP41002 Seat & Crumb Trough: Fiberglass, Coffee Grounds 17.5" Back Pad: Vinyl, Maharam Lariat 440401, 007 Oyster Bottom Trim: 3MM Black PVC Booth Base: 1/8" Black ABS Legs: Powdercoat, Blackened Steel	X			X	SS-8G PL-15G MEB-2G UPH-7G UPH-10G MF-1G		F1B	Standard Height Settees (no wall)	Style: Blaze Settee Seat & Crumb Trough: Fiberglass, Coffee Grounds 17.5" Back Pad: Vinyl, Maharam Lariat 440401, 007 Oyster Bottom Trim: 3MM Black PVC Booth Base: 1/8" Black ABS Legs: Powdercoat, Blackened Steel	X			X	UPH-7G UPH-10G PL-19G MF-1G		F2A	Table Tops (at booths/ settees)	Style: T0025 (1/8"R) 1 5/16" Thick Top: Laminate, Nevamar WK0017T Venerable Old Oak (grain) Edge: Rehau 592E Multiplex 1-5/16"	X			X	PL-9G MEB-1G	All VBE seams to be placed against walls where possible Arrows on floor plan denote table grain location.	F2B	Table Tops (center)	Style: T0027 R (1/8"R) 3 Equal Stripes 1 5/16" Thick Top: Left Stripe: Laminate, Nevamar WZ2001T Santa Rosa Plum Tree (grain) Middle Stripe: Laminate, Nevamar N/WF0011T Macchiato (grain) Right Stripe: Laminate, Nevamar WF0013T Camel Macchiato Suede (grain) Edge: Rehau 592E Multiplex 1-5/16"	X			X	 Pionite/Wilsonart Table F2B is only applicable on tables in the center of the store PL-16G PL-15G PL-17G MEB-1G		F2C	Coffee Tables (at lounge)	N/A						
Furniture Items			Supplier		Installer		BK	Notes																																																												
Item	Description	Finish	FCC	Others	FCC	Others	Codes																																																													
F1A	Standard Height Perimeter Booths (wall incl.)	Style: Blaze Booth (40" H Wall) 1/2" Top Cap (No Drop): Solid Surface Corian, Deep Noctume (matte finish) Booth Wall: Laminate, Nevamar N/WF0011T Macchiato (grain) Edge Trim: Rehau, Match to Macchiato CP41002 Seat & Crumb Trough: Fiberglass, Coffee Grounds 17.5" Back Pad: Vinyl, Maharam Lariat 440401, 007 Oyster Bottom Trim: 3MM Black PVC Booth Base: 1/8" Black ABS Legs: Powdercoat, Blackened Steel	X			X	SS-8G PL-15G MEB-2G UPH-7G UPH-10G MF-1G																																																													
F1B	Standard Height Settees (no wall)	Style: Blaze Settee Seat & Crumb Trough: Fiberglass, Coffee Grounds 17.5" Back Pad: Vinyl, Maharam Lariat 440401, 007 Oyster Bottom Trim: 3MM Black PVC Booth Base: 1/8" Black ABS Legs: Powdercoat, Blackened Steel	X			X	UPH-7G UPH-10G PL-19G MF-1G																																																													
F2A	Table Tops (at booths/ settees)	Style: T0025 (1/8"R) 1 5/16" Thick Top: Laminate, Nevamar WK0017T Venerable Old Oak (grain) Edge: Rehau 592E Multiplex 1-5/16"	X			X	PL-9G MEB-1G	All VBE seams to be placed against walls where possible Arrows on floor plan denote table grain location.																																																												
F2B	Table Tops (center)	Style: T0027 R (1/8"R) 3 Equal Stripes 1 5/16" Thick Top: Left Stripe: Laminate, Nevamar WZ2001T Santa Rosa Plum Tree (grain) Middle Stripe: Laminate, Nevamar N/WF0011T Macchiato (grain) Right Stripe: Laminate, Nevamar WF0013T Camel Macchiato Suede (grain) Edge: Rehau 592E Multiplex 1-5/16"	X			X	 Pionite/Wilsonart Table F2B is only applicable on tables in the center of the store PL-16G PL-15G PL-17G MEB-1G																																																													
F2C	Coffee Tables (at lounge)	N/A																																																																		

Furniture Items			Supplier		Installer		BK	
Item	Description	Finish	FCC	Others	FCC	Others	Codes	Notes
F3A	Community Table	Style: Stained Wood Community Table NO BK LOGO Top Thickness: 1 3/4" Finish: American Light Oak with Lightly Toasted Satin Varnish Purse Hooks: Antique Bronze	X			X	NA	Supplier: CMI (Com. Int. Manu.) Contact: 706.253.4755 Rep: Austin Holan Quantity of Hooks: 6 for an 8 seater 4 for a 6 seater
F4A	Bar Height Seats	Style: Isabel Barstool Model: 8019-CMC Chair Back & Seat: Laminate, Match PL-17G Caramel Macchiato Frame Finish: Powdercoat, Blackened Steel Glides: Black	X			X	PL-17G MF-1G	Contact: 323.319.2722 Rep: Barry Woon Supplier: Twenty Four 7
F5A	Standard Height Seats (center)	Style: Isabel Chair Model: 8018-CMC Chair Back & Seat: Laminate, Match PL-17G Caramel Macchiato Frame Finish: Powdercoat, Blackened Steel Glides: Black	X			X	PL-17G MF-1G	Contact: 323.319.2722 Rep: Barry Woon Supplier: Twenty Four 7
F5B	Standard Height Seats (settee seats)	Style: Bronze Gale Standard Chair Model: 80-014-211-9 Chair Back & Seat: Laser Cut Steel with Bronze Powdercoat Glides: Rubber	X			X	NA	Contact: 323.319.2722 Rep: Barry Woon Supplier: Twenty Four 7
F5C	Standard Height Lounge Chairs	N/A						
F6A	High Chairs	Manufacturer: Rubbermaid Style: Sturdy Chair FG-7805, Green Material: Molded Plastic, ASTM F404-04		X		X		
F7A	Metal Work	Color: Blackened Steel (Square Steel)	X			X	MF-1G	* Tile grout by GC after steel is installed (typ.)
F8A	Divider Walls	N/A						
F9A	Décor Screens (Option A)	Style: FDWS0100 Screen Finish: Perforated 1/4" holes Powdercoat, Statuary Bronze 038/60080 Post & Hardware Finish: Powdercoat, Statuary Bronze 038/60080	X			X	MF-4G	Size Options: 60"W QTY: 2
F10A	Low Décor Screen	N/A						



FCC COMMERCIAL FURNITURE INC.
8452 OLD HWY 99 N, ROSEBURG, OR 97470 USA
T. 800.322.7328 | F. 541.673.7441 | WWW.FCCFURN.COM
DESIGNED AND BUILT IN U.S.A.

PROPERTY OF FCC COMMERCIAL FURNITURE
THIS IS A FOR DESIGN PURPOSE TO EXPRESS DESIGN
CONCEPTS TO THE ARCHITECT, CLIENT, CONTRACTOR
AND INSTALLER FOR THE PROJECT SHOWN. THIS DESIGN
AND THE CONCEPTS HEREIN SHALL
NOT BE ALTERED OR USED AS CONSTRUCTION
DOCUMENTS. DO NOT REPRODUCE OR LEND WITHOUT
WRITTEN PERMISSION FROM FCC COMMERCIAL
FURNITURE INC.

IMPORTANT

WRITTEN DIMENSIONS HAVE PRECEDENCE OVER SCALE
IN ALL CASES.

DO NOT SCALE OFF PLANS. CONTACT FCC COMMERCIAL FURNITURE'S REPRESENTATIVE TO VERIFY ANY QUESTIONABLE DIMENSIONS AT TELEPHONE # 800.322.7328

THE GENERAL CONTRACTOR MUST VERIFY ALL BUILDING DIMENSIONS, EQUIPMENT, FURNITURE PLACEMENT, UTILITY LOCATIONS, AND CONDITIONS AT THE JOB SITE.

THE GENERAL CONTRACTOR MUST NOTIFY FCC COMMERCIAL FURNITURE OF ALL DISCREPANCIES AND/OR REQUIRED ADJUSTMENTS PRIOR TO STARTING WORK.

FCC COMMERCIAL FURNITURE HAS PREPARED THESE DOCUMENTS AS ACCURATELY AS POSSIBLE WITH THE ARCHITECTURAL INFORMATION PROVIDED. DUE TO LACK OF ACCURATE AND COMPLETE DIMENSIONED ARCHITECTURAL PLANS, OWNER UNDERSTANDS THAT ADJUSTMENTS TO THE FINAL LOCATIONS OF EQUIPMENT AND/OR FURNITURE PLACEMENT MAY BE REQUIRED AT THE OWNER'S EXPENSE DUE TO DISCREPANCIES BASED ON ACTUAL JOB SITE DIMENSIONS AND CONDITIONS.

REFER TO ARCHITECTURAL OR ENGINEER DRAWINGS
FOR COMPLETE AND ACCURATE DIMENSIONS OF
BUILDING STRUCTURE.

THESE CONTRACT DOCUMENTS AND THE INFORMATION
THEY CONTAIN ARE THE PROPERTY OF FCC COMMERCIAL
FURNITURE INC., ROSEBURG, OREGON, 97470.

ALL PREPARED CONTRACT DOCUMENTS MAY NOT BE
COPIED, REPRODUCED, USED OR IMPLEMENTED IN ANY
WAY, IN PART OR IN WHOLE, WITHOUT THE EXPRESS
WRITTEN CONSENT OF FCC COMMERCIAL FURNITURE INC.

ANY UNAUTHORIZED USE OF THESE PLANS WILL RESULT
IN PAYMENT DUE FOR SERVICES RENDERED BY FCC
COMMERCIAL FURNITURE INC.

ANY DEVIATIONS FROM THESE DRAWINGS FOR ANY REASON SHALL NOT BE DONE WITHOUT CONSENT OF FCC COMMERCIAL FURNITURE INC. IN ADVANCE, IN WRITING. FCC COMMERCIAL FURNITURE IS NOT RESPONSIBLE FOR DEVIATIONS, CHANGES, ADDITIONS, OR DELETIONS NOT REVIEWED AND APPROVED IN ADVANCE BY FCC COMMERCIAL FURNITURE INC.

THESE DOCUMENTS REFLECT SPECIFIC SEATING AND
DECOR EQUIPMENT ORDERED OF DATE SHOWN BELOW.

CLIENT:



Burger King # 7311
9999 Pulaski Highway
Middle River, MD 21220
Decor: Garden Grill
Building Type: Remodel

CUSTOMER
Burgers Of Baltimore

SHEET TITLE:
SPECIFICATIONS

WORK ORDER NUMBER:

FINALS BY:

DRAWN BY:
Nathan James
SCALE:

NTS
ORIGINAL DATE:

March 10, 2021


PLOT DATE:
March 30, 2021

PROJECT #:


15714-002

SHEET #:

D8.0

Furniture Items			Supplier		Installer		BK	
Item	Description	Finish	FCC	Others	FCC	Others	Codes	Notes
F11A	Cabinets (Condiment and Trash)	Style: Cube (33/44gal) Top w/Tray Bumpers: Solid Surface, Corian, Deep Nocturne (matte finish) Sides: Laminate, Nevamar WK0017T Venerable Old Oak (grain) Edge: Charter Black Access Door: Laminate, Nevamar WK0017T Venerable Old Oak (grain) Door Edge Pull: Stainless Steel Base Style: Open With Casters - Roll Out Liners Base Color: UFB-551-S2 Matte Black	X			X	SS-8G PL-9G	<i>Interior Trash Cabinet Laminate to Match Exterior</i> <i>Wood Grain to run vertically</i>  Corian/Nevamar
F11B	Drink Station and Condiments	Top Finish: Manufactured Stone Silestone, Quartz Volcano Texture Sides/Doors: Stainless Steel		X		X	MS-1G or SS-9G	Silestone Contact: 305.398.5700 Rep: Jennifer Ryan, Cosentino <i>Additional supplier available</i> Optional Top Finish: Solid Surface Avonite, BK Smoke #7885 Edge: 1-1/2" Square Drop Avonite Contact: 423.290.4805 Rep: Bob Dahl, Aristech Surfaces <i>Additional supplier available</i>
F11C	Coke Free-Style	Color: Black		X		X		
F11D	Optional Sauce Bar	N/A						
F12A	Service Counter	Style: Square Face (Eased Edge) Top Finish: Solid Surface Avonite, BK Smoke #7885 Edge: 3" Square Drop Note: Min. 14'-0" L to fit menuboard	X			X	MS-1G or SS-9G	Silestone Contact: 305.398.5700 Rep: Jennifer Ryan, Cosentino <i>Additional supplier available</i> Optional Avonite Contact: 423.290.4805 Rep: Bob Dahl, Aristech Surfaces <i>Additional supplier available</i>
F13A	Queue Line	N/A						
F14A	Smoothie Surround	N/A						
F15A	POS Shroud (optional)	N/A						

Miscellaneous Decor Items			Supplier		Installer		BK	
Item	Description	Finish	FCC	Others	FCC	Others	Codes	Notes
D1A	ADA RR Signs	Item: ADA/Braille Sign Mounted on Wall Next to Restroom Door	X			X		
D1B	Directional Signage (required)	1. Wayfinding Sign "Restrooms", 2. RR Door Signs-Circle of Man/Woman 3. Restroom - "Crew Members Must Wash" 4. Tray Return (as applicable)	X			X		Supplier: Refer to Drawings Contact: Refer to Drawings
D1C	Entry Signage (required)	1. Door Decal "Hours of Operation" 2. Door Decal "Push/Pull"	X			X		Supplier: Refer to Drawings Contact: Refer to Drawings
D1D	Wi-Fi Decal (required)	Item: "Free Wi-Fi" vinyl decal Size: Varies Per Store	X			X		Supplier: Refer to Drawings Contact: Refer to Drawings
D1E	King is Calling RR Decal (required)	Item: "The king is calling and I must go" Size: 55"W x 24"H	X			X		Supplier: Refer to Drawings Contact: Refer to Drawings
D2A	Heritage Wall Art (optional)	Style: Framed and Matted BK Heritage Images Color: Black & White or Colored	X			X		Supplier: Refer to Drawings Contact: Refer to Drawings Total Quantity:
D2B	Wall Art Collage (Option A,B,C)	N/A						
D2C	Manifesto Graphic (required)	Style: Manifesto Opt. 1 1/8" Aluminum Composite Panel Standoffs: 1/2" Silver Size: 26"W x 30"H	X			X		Supplier: Refer to Drawings Contact: Refer to Drawings
D3A	Drink Station Wall Decals (Optional)	1. Burger King Burger Logo 2. Since 1954 Stripes 3. King 4. King on Burger 5. "Burger" Text 6. "King" Text	X			X		Supplier: Refer to Drawings Contact: Refer to Drawings Heat Applied to Tile Note: Use with CT-31G Tile
D4A	Flat Screen	By Owner	X			X		
D5A	Wall Shelves	Finish: Baltic Birch Ply Finish: Clear Coated Size: 1.5" Thick x 5" Wide Decorative Accents: By Others	X			X	WS-1G	Decorative Accents: Faux Plants, Succulent, other plants (no flowers) Container Type: Pot, Sq./Rect. Plant accents by owner or Nautical Furnishings; 954.771.1100
D5B	Graphic Panels (required)	Style: Black Metal Framed Print Size: 36"W x 48"H Refer to Drawings for Image Selections	X			X		Supplier: Refer to Drawings Contact: Refer to Drawings
D5C	Shelf Artwork (required*)	Style: Direct Print onto Wood/Canvas Includes: "Your" "Way" Printed Wood Blocks	X			X		Supplier: Refer to Drawings Contact: Refer to Drawings <i>*required with D5A</i>
D5D	Shelf Artwork (required*)	Style: Canvas Shelf Graphics Size: 19"W x 27"H Images: Tomato & Lettuce	X			X		Supplier: Refer to Drawings Contact: Refer to Drawings <i>*required with D5A</i>
D7A	Ordering Kiosk (Opt.)	N/A						
D8A	Metal Signage	1. Restroom Signage (optional) 2. Flame Grilling Since 1954 (required) (Mount at 70"H AFF on center)	X			X		Supplier: Nautical Furnishings Contact: Michael Hoglund; 954.771.1100



FCC COMMERCIAL FURNITURE INC.
8452 OLD HWY 99 N, ROSEBURG, OR 97470 USA
T: 800.322.7328 | F: 541.673.7441 | WWW.FCCFURN.COM
DESIGNED AND BUILT IN U.S.A.

PROPERTY OF FCC COMMERCIAL FURNITURE
THIS IS A FOR DESIGN PURPOSE TO EXPRESS DESIGN CONCEPTS TO THE ARCHITECT, CLIENT, CONTRACTOR AND INSTALLER FOR THE PROJECT SHOWN. THIS DESIGN AND THE CONCEPTS HEREIN SHALL NOT BE ALTERED OR USED AS CONSTRUCTION DOCUMENTS. DO NOT REPRODUCE OR LEND WITHOUT WRITTEN PERMISSION FROM FCC COMMERCIAL FURNITURE INC.

IMPORTANT

WRITTEN DIMENSIONS HAVE PRECEDENCE OVER SCALE IN ALL CASES.

DO NOT SCALE OFF PLANS. CONTACT FCC COMMERCIAL FURNITURE'S REPRESENTATIVE TO VERIFY ANY QUESTIONABLE DIMENSIONS AT TELEPHONE # 800.322.7328

THE GENERAL CONTRACTOR MUST VERIFY ALL BUILDING DIMENSIONS, EQUIPMENT, FURNITURE PLACEMENT, UTILITY LOCATIONS, AND CONDITIONS AT THE JOB SITE.

THE GENERAL CONTRACTOR MUST NOTIFY FCC COMMERCIAL FURNITURE OF ALL DISCREPANCIES AND/OR REQUIRED ADJUSTMENTS PRIOR TO STARTING WORK.

FCC COMMERCIAL FURNITURE HAS PREPARED THESE DOCUMENTS AS ACCURATELY AS POSSIBLE WITH THE ARCHITECTURAL INFORMATION PROVIDED. DUE TO LACK OF ACCURATE AND COMPLETE DIMENSIONED ARCHITECTURAL PLANS, OWNER UNDERSTANDS THAT ADJUSTMENTS TO THE FINAL LOCATIONS OF EQUIPMENT AND/OR FURNITURE PLACEMENT MAY BE REQUIRED AT THE OWNER'S EXPENSE DUE TO DISCREPANCIES BASED ON ACTUAL JOB SITE DIMENSIONS AND CONDITIONS.

REFER TO ARCHITECTURAL OR ENGINEER DRAWINGS FOR COMPLETE AND ACCURATE DIMENSIONS OF BUILDING STRUCTURE.

THESE CONTRACT DOCUMENTS AND THE INFORMATION THEY CONTAIN ARE THE PROPERTY OF FCC COMMERCIAL FURNITURE INC., ROSEBURG, OREGON, 97470.


ALL PREPARED CONTRACT DOCUMENTS MAY NOT BE COPIED, REPRODUCED, USED OR IMPLEMENTED IN ANY WAY, IN PART OR IN WHOLE, WITHOUT THE EXPRESS WRITTEN CONSENT OF FCC COMMERCIAL FURNITURE INC.

ANY UNAUTHORIZED USE OF THESE PLANS WILL RESULT IN PAYMENT DUE FOR SERVICES RENDERED BY FCC COMMERCIAL FURNITURE INC.

ANY DEVIATIONS FROM THESE DRAWINGS FOR ANY REASON SHALL NOT BE DONE WITHOUT CONSENT OF FCC COMMERCIAL FURNITURE INC. IN ADVANCE. IN WRITING. FCC COMMERCIAL FURNITURE IS NOT RESPONSIBLE FOR DEVIATIONS, CHANGES, ADDITIONS, OR DELETIONS NOT REVIEWED AND APPROVED IN ADVANCE BY FCC COMMERCIAL FURNITURE INC.

THESE DOCUMENTS REFLECT SPECIFIC SEATING AND DECOR EQUIPMENT ORDERED OF DATE SHOWN BELOW.

CLIENT:



Burger King # 7311
9999 Pulaski Highway
Middle River, MD 21220
Decor: Garden Grill
Building Type: Remodel

CUSTOMER
Burgers Of Baltimore

SHEET TITLE:
SPECIFICATIONS

WORK ORDER NUMBER:

FINALS BY:

DRAWN BY:
Nathan James

SCALE:

NTS


ORIGINAL DATE:
March 10, 2021


PLOT DATE:
March 30, 2021

PROJECT #:
15714-002

SHEET #:
D8.1

Miscellaneous Decor Items			Supplier		Installer		BK	
Item	Description	Finish	FCC	Others	FCC	Others	Codes	Notes
D8B	Metal Home of the Whopper LED Sign	Lettering: Aluminum, Powdercoat Flat Black Includes LED Lighting Size: 108"W x 12"H		X		X		Supplier: Nautical Furnishings or APA, refer to drawings for contact Bottom of sign at 68" AFF
D8C	Order Here & Pick Up Here (optional)	Item: Acrylic Sign with White Metal Lettering Mounting: Chain Sign 1: Order Here, 18"W x 10"H Sign 2: Pick Up Here, 21"W x 10"H		X		X		Supplier: Nautical Furnishings or APA, refer to drawings for contact
D8D	Mobile Order Pick Up Here (optional)	Item: Acrylic Sign with Neon Lettering Size: 60"W x 20"H		X		X		Supplier: Nautical Furnishings or APA, refer to drawings for contact
D9A	Have It Your Way LED Sign (optional)	N/A						
D9B	Brown Flame Grilling Crown Sign (optional)	N/A						
D10A	Exterior Drive-Thru Image Panels (required)	Item: 40"W x 54"H Framed Posters Refer to Architecturals for Installation Information		X		X		Qty: 1, 2 or 3 (as space allows) Supplier: Refer to Drawings Contact: Refer to Drawings Not Applicable to Pavilion Bldg
D10B	Exterior Whopper Billboard (Optional)							



Ceiling Elements			Supplier		Installer		BK	
Item	Description	Finish	FCC	Others	FCC	Others	Codes	Notes
B1A	Suspended 3D Lam Trellis	Finish: Omnova, 3D Laminate Almond Cherry 508837 Size: 12"W x 2"H Shroud/Hardware: Powdercoat, Tiger blm 38/60400,Sudan Brown	X			X		Can lights to be installed by GC in soffit - See RCP for Details
B2A	Slat Laminate Soffit	Side 1 Finish: Laminate, Nevamar WZ2001T Santa Rosa Plum Side 2 Finish: Laminate, Nevamar SO3300 SD, Café Sienna Edge: Rehau, 592E Multiplex Thickness: 1-1/4" Thick x 4"High Hardware: Powdercoat, Tiger, BLM 38/60400, Sudan Brown	X			X	PL-16G PL-18G MEB-1G	Side 2 to be installed facing windows. End slat at window to be side 1 finish, both sides. 
OPTIONAL FINISHES BY FCC. REMOVE IF BY OTHERS.								
B5A	Wainscot (Lower Wall Surface)	N/A						
B6A	Chair Rail	N/A						
B3C	Accent Laminate at Service Area	Finish: Laminate, Nevamar, SO3300 SD, Café Sienna Trim: Schluter Systems Finish: Satin Nickel Anodized Alum. Style: QUADec Q100AT 3/8"	X			X	PL-18G	Qty. (5'x12'): 1 Panel
B10A	Window Sills	Material: Solid Surface Corian, Deep Nocturne Thickness: 1/2"	X			X	SS-8G	Qty. (12'): 4 Sills/48'
B11B	Kitchen Door & Frame (Kitchen Side Only)	Door: Laminate, Nevamar, SO3300 SD, Café Sienna Frame Paint: See P-16G in Finish Schedule	X			X	PL-18G	Qty. (5'x12'): 1 Panel
				X		X	P-16G	See B11A for Dining Side Door Finishes

PROPERTY OF FCC COMMERCIAL FURNITURE
THIS IS A FOR DESIGN PURPOSE TO EXPRESS DESIGN CONCEPTS TO THE ARCHITECT, CLIENT, CONTRACTOR AND INSTALLER FOR THE PROJECT SHOWN. THIS DESIGN AND THE CONCEPTS HEREIN SHALL NOT BE ALTERED OR USED AS CONSTRUCTION DOCUMENTS. DO NOT REPRODUCE OR LEND WITHOUT WRITTEN PERMISSION FROM FCC COMMERCIAL FURNITURE INC.

IMPORTANT

WRITTEN DIMENSIONS HAVE PRECEDENCE OVER SCALE IN ALL CASES.

DO NOT SCALE OFF PLANS. CONTACT FCC COMMERCIAL FURNITURE'S REPRESENTATIVE TO VERIFY ANY QUESTIONABLE DIMENSIONS AT TELEPHONE # 800.322.7328

THE GENERAL CONTRACTOR MUST VERIFY ALL BUILDING DIMENSIONS, EQUIPMENT, FURNITURE PLACEMENT, UTILITY LOCATIONS, AND CONDITIONS AT THE JOB SITE.

THE GENERAL CONTRACTOR MUST NOTIFY FCC COMMERCIAL FURNITURE OF ALL DISCREPANCIES AND/OR REQUIRED ADJUSTMENTS PRIOR TO STARTING WORK.

FCC COMMERCIAL FURNITURE HAS PREPARED THESE DOCUMENTS AS ACCURATELY AS POSSIBLE WITH THE ARCHITECTURAL INFORMATION PROVIDED. DUE TO LACK OF ACCURATE AND AND COMPLETE DIMENSIONED ARCHITECTURAL PLANS, OWNER UNDERSTANDS THAT ADJUSTMENTS TO THE FINAL LOCATIONS OF EQUIPMENT AND/OR FURNITURE PLACEMENT MAY BE REQUIRED AT THE OWNER'S EXPENSE DUE TO DISCREPANCIES BASED ON ACTUAL JOB SITE DIMENSIONS AND CONDITIONS.

REFER TO ARCHITECTURAL OR ENGINEER DRAWINGS FOR COMPLETE AND ACCURATE DIMENSIONS OF BUILDING STRUCTURE.

THESE CONTRACT DOCUMENTS AND THE INFORMATION THEY CONTAIN ARE THE PROPERTY OF FCC COMMERCIAL FURNITURE INC., ROSEBURG, OREGON, 97470.


ALL PREPARED CONTRACT DOCUMENTS MAY NOT BE COPIED, REPRODUCED, USED OR IMPLEMENTED IN ANY WAY, IN PART OR IN WHOLE, WITHOUT THE EXPRESS WRITTEN CONSENT OF FCC COMMERCIAL FURNITURE INC.

ANY UNAUTHORIZED USE OF THESE PLANS WILL RESULT IN PAYMENT DUE FOR SERVICES RENDERED BY FCC COMMERCIAL FURNITURE INC.

ANY DEVIATIONS FROM THESE DRAWINGS FOR ANY REASON SHALL NOT BE DONE WITHOUT CONSENT OF FCC COMMERCIAL FURNITURE INC. IN ADVANCE. IN WRITING. FCC COMMERCIAL FURNITURE IS NOT RESPONSIBLE FOR DEVIATIONS, CHANGES, ADDITIONS, OR DELETIONS NOT REVIEWED AND APPROVED IN ADVANCE BY FCC COMMERCIAL FURNITURE INC.

THESE DOCUMENTS REFLECT SPECIFIC SEATING AND DECOR EQUIPMENT ORDERED OF DATE SHOWN BELOW.

CLIENT:



Burger King # 7311
9999 Pulaski Highway
Middle River, MD 21220
Decor: Garden Grill
Building Type: Remodel

CUSTOMER
Burgers Of Baltimore

SHEET TITLE:
SPECIFICATIONS

WORK ORDER NUMBER:

FINALS BY:

DRAWN BY:
Nathan James
SCALE:
NTS
ORIGINAL DATE:
March 10, 2021
PLOT DATE:
March 30, 2021
PROJECT #:
15714-002
SHEET #:
D8.2

Restroom		Interior Finishes	Supplier		Installer		BK	Codes	Notes
Item	Description	Finish	FCC	Others	FCC	Others			
R1A	Restroom Sink	<i>Style:</i> Custom Trough Corian Sink <i>Finish:</i> Solid Surface, Corian, Summit White <i>Size:</i> 18"D x 22"W x 5"H		X		X			HJC Corp: barry.bryant@hjcinc.com OR Restroom Remodels Co.: keith@restroomremodels.com
R1B	Faucet	<i>Manufacturer:</i> Grohe <i>Model:</i> Eurosmart Cosmopolitan <i>Finish:</i> Chrome		X		X			
R2A	Stall Doors and Frames	<i>Finish:</i> Laminate, Nevamar WK0017T Venerable Old Oak (grain) <i>Frames:</i> Clear Anodized Aluminum <i>Finish:</i> Paint, PPG <i>Primer:</i> 90-712 Pitt Tech <i>Paint:</i> 6-1510XI, Speedhide Int/Ext WB Alkyd Semi Gloss <i>Color:</i> Ashen		X		X	PL-9G P-4G		Install: Wood Grain Runs Vertically Nevamar Contact: 877.726.6526 Rep: John Trulock PPG Contact: 616.335.3259 Rep: Kevin Lastacy, klastacy@ppg.com Additional supplier(s) available per BKC Finish Schedule
R3A	Soap Dispenser	<i>Style:</i> Dispenser 6562, Surface Mounted, Tank-type Horizontal Valve <i>Finish:</i> Stainless Steel		X		X			HJC Corp: barry.bryant@hjcinc.com OR Restroom Remodels Co.: keith@restroomremodels.com
R3B	Hand Dryer	<i>World Dryer:</i> Q-974A or, <i>Excel Dryer:</i> XL-BW BMC or, <i>ASI:</i> 10-0135-1 <i>Or Approved Hand Dryer Option</i>		X		X			
R4A	Urinal	<i>Style:</i> Toto UT104E, TopSpud Inlet, <i>Color:</i> #01 Cotton		X		X			
R4B	Toilet	<i>Style:</i> American Standard, Madera, 16-1/2"H, 1.6gpf, Flushometer sytem with everclean		X		X			
R5A	Wall Mirrors	<i>Style:</i> BOBRICK B-165 2436 Channel Frame Mirror		X		X			
R5B	Sanitary Disposal	<i>Style:</i> BOBRICK B-353		X		X			
R5C	Seat Cover Dispenser	<i>Style:</i> BOBRICK B-3013 Recessed Seat Cover Dispenser <i>Finish:</i> Stainless Steel		X		X			
R5D	Waste Receptacle	<i>Style:</i> BOBRICK B-3644 Recessed Waste Receptacle		X		X			
R5E	Toilet Paper Dispenser	<i>Style:</i> BOBRICK B-6997 Recessed Multi-Roll		X		X			
R5F	Coat Hook	<i>Style:</i> BOBRICK B-6717 Surface Mounted Single Robe Hook, Stainless		X		X			
R5G	Paper Towel Dispenser	<i>Style:</i> BOBRICK B-35903 Recessed Mounted Towel Dispenser		X		X			
R5H	Baby Changing Table	<i>Style:</i> Koala Kare KB110-SSRE <i>Finish:</i> Stainless Steel Optional <i>Style:</i> Koala Kare KB200-05 <i>Finish:</i> Polypropylene Optional <i>Style:</i> Custom Corian <i>Finish:</i> Corian, Summit White		X		X			

PROPERTY OF FCC COMMERCIAL FURNITURE
THIS IS A FOR DESIGN PURPOSE TO EXPRESS DESIGN CONCEPTS TO THE ARCHITECT, CLIENT, CONTRACTOR AND INSTALLER FOR THE PROJECT SHOWN. THIS DESIGN AND THE CONCEPTS HEREIN SHALL NOT BE ALTERED OR USED AS CONSTRUCTION DOCUMENTS. DO NOT REPRODUCE OR LEND WITHOUT WRITTEN PERMISSION FROM FCC COMMERCIAL FURNITURE INC.

IMPORTANT

WRITTEN DIMENSIONS HAVE PRECEDENCE OVER SCALE IN ALL CASES.

DO NOT SCALE OFF PLANS. CONTACT FCC COMMERCIAL FURNITURE'S REPRESENTATIVE TO VERIFY ANY QUESTIONABLE DIMENSIONS AT TELEPHONE # 800.322.7328

THE GENERAL CONTRACTOR MUST VERIFY ALL BUILDING DIMENSIONS, EQUIPMENT, FURNITURE PLACEMENT, UTILITY LOCATIONS, AND CONDITIONS AT THE JOB SITE.

THE GENERAL CONTRACTOR MUST NOTIFY FCC COMMERCIAL FURNITURE OF ALL DISCREPANCIES AND/OR REQUIRED ADJUSTMENTS PRIOR TO STARTING WORK.

FCC COMMERCIAL FURNITURE HAS PREPARED THESE DOCUMENTS AS ACCURATELY AS POSSIBLE WITH THE ARCHITECTURAL INFORMATION PROVIDED. DUE TO LACK OF ACCURATE AND AND COMPLETE DIMENSIONED ARCHITECTURAL PLANS, OWNER UNDERSTANDS THAT ADJUSTMENTS TO THE FINAL LOCATIONS OF EQUIPMENT AND/OR FURNITURE PLACEMENT MAY BE REQUIRED AT THE OWNER'S EXPENSE DUE TO DISCREPANCIES BASED ON ACTUAL JOB SITE DIMENSIONS AND CONDITIONS.

REFER TO ARCHITECTURAL OR ENGINEER DRAWINGS FOR COMPLETE AND ACCURATE DIMENSIONS OF BUILDING STRUCTURE.

THESE CONTRACT DOCUMENTS AND THE INFORMATION THEY CONTAIN ARE THE PROPERTY OF FCC COMMERCIAL FURNITURE INC., ROSEBURG, OREGON, 97470.


ALL PREPARED CONTRACT DOCUMENTS MAY NOT BE COPIED, REPRODUCED, USED OR IMPLEMENTED IN ANY WAY, IN PART OR IN WHOLE, WITHOUT THE EXPRESS WRITTEN CONSENT OF FCC COMMERCIAL FURNITURE INC.

ANY UNAUTHORIZED USE OF THESE PLANS WILL RESULT IN PAYMENT DUE FOR SERVICES RENDERED BY FCC COMMERCIAL FURNITURE INC.

ANY DEVIATIONS FROM THESE DRAWINGS FOR ANY REASON SHALL NOT BE DONE WITHOUT CONSENT OF FCC COMMERCIAL FURNITURE INC. IN ADVANCE. IN WRITING, FCC COMMERCIAL FURNITURE IS NOT RESPONSIBLE FOR DEVIATIONS, CHANGES, ADDITIONS, OR DELETIONS NOT REVIEWED AND APPROVED IN ADVANCE BY FCC COMMERCIAL FURNITURE INC.

THESE DOCUMENTS REFLECT SPECIFIC SEATING AND DECOR EQUIPMENT ORDERED OF DATE SHOWN BELOW.

CLIENT:



Burger King # 7311
9999 Pulaski Highway
Middle River, MD 21220
Decor: Garden Grill
Building Type: Remodel

CUSTOMER
Burgers Of Baltimore

SHEET TITLE:
SPECIFICATIONS


WORK ORDER NUMBER:

FINALS BY:

DRAWN BY:
Nathan James
SCALE:
NTS
ORIGINAL DATE:
March 10, 2021
PLOT DATE:
March 30, 2021
PROJECT #:
15714-002
SHEET #:
D8.3

20/20 GARDEN GRILL INTERIOR FINISH SCHEDULE							
INTERIOR MATERIALS & FINISH SCHEDULE **TO BE USED WITH 2020 GARDEN GRILL GUIDELINES DOC.							
02.08.21							
CODE	MATERIAL	LOCATION	SOURCE	PRODUCT	COLOR	DIMENSION	ADDITIONAL INFORMATION
ACOUSTICAL CEILING							
ACT-1G	ACOUSTICAL CEILING TILE	DINING	ARMSTRONG	CORTEGA PN81311 #770	PANEL COLOR: SEPIA EDGE: FLAT INLAY 15/16 GRID: PRELUDE 15/16" EXPOSED TEE GRID COLOR: SEPIA	2' x 2' x 5/8"	CONTACT: CHERYL SMITH 252-214-4426 CBSMITH@ARMSTRONGCEILINGS.COM ARMSTRONG STRATEGIC ACCOUNTS: (800) 442-4212 ARMSTRONGCSA@ARMSTRONGCEILINGS.COM
ACT-2G	ACOUSTICAL CEILING TILE	BACK OF HOUSE		#EP672 KITCHEN ZONE	PANEL COLOR: WHITE GRID: PRELUDE 15/16" EXPOSED TEE GRID COLOR: WHITE	2' x 4' x 1/2"	
ACT-2G	ACOUSTICAL CEILING TILE	BACK OF HOUSE	USG INTERIORS	SHEETROCK BRAND LAY-IN CEILING PANEL CLIMAPLUS #3270	PANEL COLOR: WHITE GRID: Dom DX/DXL GRID COLOR: WHITE	2' x 4' x 1/2"	CONTACT: JOHN FUNES (312) 436-6841 JFUNES@USG.COM NOTE: USE PROGRAM QUOTE # 00103139 TO RECEIVE BK PRICING
ACT-3G	ACOUSTICAL CEILING TILE	PLAYGROUND	ARMSTRONG	FINE FISSURED #1732	WHITE GRID: 2'x2' ANGLED TEGULAR 15/16 GRID COLOR: WHITE	2' x 2' x 3/4"	CONTACT: CHERYL SMITH 252-214-4426 CBSMITH@ARMSTRONGCEILINGS.COM ARMSTRONG STRATEGIC ACCOUNTS: (800) 442-4212 ARMSTRONGCSA@ARMSTRONGCEILINGS.COM
ACT-3G UPGRADE	ACOUSTICAL CEILING TILE	PLAYGROUND		FINE FISSURED #1732	ADOBE GRID: 2'x2' ANGLED TEGULAR 15/16 GRID COLOR: ADOBE	2' x 2' x 3/4"	
ACT-3G	ACOUSTICAL CEILING TILE	PLAYGROUND	USG INTERIORS	WHITE RADAR CLIMA PLUS #2210	PANEL COLOR: WHITE GRID: Dom DX/DXL GRID COLOR: WHITE	2' x 2' x 3/4"	CONTACT: JOHN FUNES (312) 436-6841 JFUNES@USG.COM NOTE: USE PROGRAM QUOTE # 00103139 TO RECEIVE BK PRICING
ACT-3G UPGRADE	ACOUSTICAL CEILING TILE	PLAYGROUND		TAUPE RADAR CLIMA PLUS #2210	PANEL COLOR: TAUPE GRID: Dom DX/DXL GRID COLOR: TAUPE	2' x 2' x 3/4"	
TILES							
CT-25G	CERAMIC TILE	FIELD FLOOR TILE / BEVERAGE WALL	GRANITE FIANDRE / EUROWEST	TOG2424027SQ	SIMPLY GRAY HONED (RECTIFIED)	24" x 24"	CONTACT: JAN DETEER (714) 309-9551 JDETER@EUROWEST.COM BK@EUROWEST.COM NOTE: USE WITH GR-15G (1/16" THICK)
			TCL TRANSCERAMIC A, LTD	X600292X8	URBAN GRAY HONED (RECTIFIED)	24" x 24"	CONTACT: CHRISTINA MASTRANGELO CMASTRANGELO@TRANSCERAMICA.COM JOY KLEIN (813) 334-3302 JKLEIN@TRANSCERAMICA.COM NOTE: USE WITH GR-15G (1/16" THICK)
			EMSER	I99UPTOG2424	UPTOWN CUSTOM GRAY # 15 (RECTIFIED)	24" x 24"	CONTACT: CRISTINA DUNBAR (713) 462-2411 BURGERKING@EMSER.COM NOTE: USE WITH GR-15G (1/16" THICK)
			DALTILE	N627BK24241PK	N627 ROYAL GREY	24" x 24"	SUPPORT CENTER NATIONALACCOUNTS@DAL TILE.COM (877) 556-5728 NOTE: USE WITH GR-15G (1/16" THICKNESS)
CT-26G	CERAMIC TILE	BASE TILE (MAIN DINING)	GRANITE FIANDRE / EUROWEST	TOG1224027SQ	SIMPLY GRAY HONED (RECTIFIED)	6" x 24" (CUT TILE)	CONTACT: JAN DETEER (714) 309-9551 JDETER@EUROWEST.COM BK@EUROWEST.COM NOTE: USE WITH GR-15G (1/16" THICK)
			TCL TRANSCERAMIC A, LTD	X630292X8	URBAN GRAY HONED (RECTIFIED)	6" x 24" (CUT TILE)	CONTACT: CHRISTINA MASTRANGELO CMASTRANGELO@TRANSCERAMICA.COM JOY KLEIN (813) 334-3302 JKLEIN@TRANSCERAMICA.COM NOTE: USE WITH GR-15G (1/16" THICK)
			EMSER	CUT BASE TILE (FROM 12" X 24")	UPTOWN CUSTOM GRAY # 15 (RECTIFIED)	6" x 24" (CUT TILE)	CONTACT: CRISTINA DUNBAR (713) 462- 2411 BURGERKING@EMSER.COM NOTE: 4 WEEKS LEAD TIME CUT BASE TILE IF PURCHASE DIRECTLY FROM EMSER NOTE: USE WITH GR-15G (1/16" THICK)
			DAL-TILE	CUT BASE TILE N627BK12241PK	N627 ROYAL GREY	6" x 24" (CUT TILE)	SUPPORT CENTER NATIONALACCOUNTS@DAL TILE.COM (877) 556-5728 NOTE: USE WITH GR-15G (1/16" THICKNESS)
CT-27G	CERAMIC TILE	CORRIDOR WALL / RESTROOM WALL AND FLOOR	GRANITE FIANDRE / EUROWEST	TOG1224027SQ	SIMPLY GRAY HONED (RECTIFIED)	12" x 24"	CONTACT: JAN DETEER (714) 309-9551 JDETER@EUROWEST.COM BK@EUROWEST.COM NOTE: USE WITH GR-15G (1/16" THICK)
			TCL TRANSCERAMIC A, LTD	X630292X8	URBAN GRAY HONED (RECTIFIED)	12" x 24"	CONTACT: CHRISTINA MASTRANGELO JOY KLEIN (813) 334-3302 JKLEIN@TRANSCERAMICA.COM NOTE: USE WITH GR-15G (1/16" THICK)
			EMSER	I99UPTOG12424	UPTOWN CUSTOM GRAY # 15 (RECTIFIED)	12" x 24"	CONTACT: CRISTINA DUNBAR (713) 462- 2411 BURGERKING@EMSER.COM NOTE: USE WITH GR-15G (1/16" THICK)
			DALTILE	N627BK12241PK	N627 ROYAL GREY (RECTIFIED)	12" X 24"	SUPPORT CENTER NATIONAL ACCOUNTS@DAL TILE.COM (877) 556-5728 NOTE: USE WITH GR-15G (1/16" THICKNESS)
CT-28G	CERAMIC TILE	DINING / ACCENT TILE LIGHT WOOD/KNEE WALL AND PSC SIDE WALL WAINSCOT TILE (STACKED BOND)	GRANITE FIANDRE / EUROWEST	Larch US (french wood) IRG 0624123	WOOD TILE (RECTIFIED)	6" x 24"	CONTACT: JAN DETEER (714) 309-9551 JDETER@EUROWEST.COM BK@EUROWEST.COM NOTE: USE WITH GR-15G @ FLOOR (1/16" THICK) NOTE: USE WITH GR-17G @ DINING WALLS ONLY (1/16" THICK)
			TCL TRANSCERAMIC A, LTD	TCL Larch US (french wood) IRG0624123	WOOD TILE (RECTIFIED)	6" x 24"	CONTACT: CHRISTINA MASTRANGELO CMASTRANGELO@TRANSCERAMICA.COM JOY KLEIN (813) 334-3302 JKLEIN@TRANSCERAMICA.COM NOTE: USE WITH GR-15G @ FLOOR (1/16" THICK) NOTE: USE WITH GR-17G @ DINING WALLS ONLY (1/16" THICK)
			EMSER	D99DEREBE0624	DEREVO BEIGE WOOD TILE (RECTIFIED)	6" x 24"	CONTACT: CRISTINA DUNBAR (713) 462- 2411 BURGERKING@EMSER.COM NOTE: USE WITH GR-15G @ FLOOR (1/16" THICK) NOTE: USE WITH GR-17G @ DINING WALLS ONLY (1/16" THICK)

CT-29G	CERAMIC TILE	DINING / ACCENT DARK WOOD	GRANITE FIANDRE / EUROWEST	Elm US (french wood) IRG 0624122	WOOD TILE (RECTIFIED)	6" x 24"	CONTACT: JAN DETEER (714) 309-9551 JDETER@EUROWEST.COM BK@EUROWEST.COM NOTE: USE WITH GR-15G (1/16" THICK)
			TCL TRANSCERAMIC A, LTD	TCL Elm US (french wood) IRG0624122	WOOD TILE (RECTIFIED)	6" x 24"	CONTACT: CHRISTINA MASTRANGELO CMASTRANGELO@TRANSCERAMICA.CO JOY KLEIN (813) 334-3302 JKLEIN@TRANSCERAMICA.COM NOTE: USE WITH GR-15G (1/16" THICK)
			EMSER	D99DEREGR0624	DEREVO GRAY WOOD TILE (RECTIFIED)	6" x 24"	CONTACT: CRISTINA DUNBAR (713) 462-2411 BURGERKING@EMSER.COM NOTE: USE WITH GR-15G (1/16" THICK)
			DALTILE	N625BK6241PK	N625 BROWN WOOD	6" x 24"	NOTE: USE WITH GR-15G (1/16" THICK) SUPPORT CENTER NATIONAL ACCOUNTS@DAL TILE.COM (877) 556-5728 NOTE: USE WITH GR-15G @ FLOOR (1/16" THICK) NOTE: USE WITH GR-17G @ DINING WALLS ONLY (1/16" THICK)
CT-30G	CERAMIC TILE	RESTROOM WALL / EXTERIOR ACCENT RED TILE	GRANITE FIANDRE / EUROWEST	SENSIBLE STONE ED5052	SIGN RED NATURAL	12" x 24"	CONTACT: JAN DETEER (714) 309-9551 JDETER@EUROWEST.COM BK@EUROWEST.COM NOTE: USE WITH GR-15G (1/16" THICK)
			TCL TRANSCERAMIC A, LTD	TCL ED5052 SENSIBLE STONE	SIGN RED NATURAL	12" x 24"	CONTACT: CHRISTINA MASTRANGELO CMASTRANGELO@TRANSCERAMICA.CO JOY KLEIN (813) 334-3302 JKLEIN@TRANSCERAMICA.COM NOTE: USE WITH GR-15G (1/16" THICK)
CT-31G	CERAMIC TILE	SERVICE AREA / FOOD PREP	CERAMIC TECHNICS	SASSUOLO STONE TONES	WHITE GLOSSY SUBWAY TILE	3" x 12" SUBWAY TILE	CONTACT: LYDIA KURTH (954) 520-4283 LKURTH@CERAMIC TECHNICS NOTE: USE WITH GR-18G (1/8" THICK)
			GRANITE FIANDRE / EUROWEST	1318 GLOSS WHIT1	WHITE GLOSSY SUBWAY TILE	3" x 12" SUBWAY TILE	CONTACT: JAN DETEER (714) 309-9551 JDETER@EUROWEST.COM BK@EUROWEST.COM NOTE: USE WITH GR-18G (1/8" THICK)
			TCL TRANSCERAMIC A, LTD	TOG1318	WHITE GLOSSY SUBWAY TILE	3" x 12" SUBWAY TILE	CONTACT: CHRISTINA MASTRANGELO CMASTRANGELO@TRANSCERAMICA.CO M NOTE: USE WITH GR-18G (1/8" THICK)
			EMSER	CHOICE GLOSSY WHITE B9CHOMH0312	WHITE GLOSSY SUBWAY TILE	3" x 12" SUBWAY TILE	CONTACT: CRISTINA DUNBAR (713) 462-2411 BURGERKING@EMSER.COM NOTE: USE WITH GR-18G (1/8" THICK)
CT-10G	TILE	BACK OF HOUSE	GRANITE FIANDRE / EUROWEST	TOG1212142	CAPITOL GRAY TX	12" X 12"	CONTACT: ALEXANDRA STEFAN alexandra.stefan@dal tile.com SUPPORT CENTER NATIONAL ACCOUNTS@DAL TILE.COM (877) 556-5728 NOTE: USE WITH GR-15G (1/8" THICKNESS)
							CONTACT: JAN DETEER (714) 309-9551 JDETER@EUROWEST.COM BK@EUROWEST.COM NOTE: USE WITH GR-6G (1/8" THICK)
CT-11G	TILE BASE	BACK OF HOUSE COVE BASE	GRANITE FIANDRE / EUROWEST	TOG612C142- BASE TOG60C142-CORNER	CAPITOL GRAY TX	6" X 12 6" X 1"	CONTACT: JAN DETEER (714) 309-9551 JDETER@EUROWEST.COM BK@EUROWEST.COM NOTE: USE WITH GR-6G (1/8" THICK)
CT-32G	CERAMIC TILE	OUTDOOR TERRACE FLOOR	EUROWEST	QUARTZITE	ALPES R11	24" x 24"	CONTACT: JAN DETEER (714) 309-9551 JDETER@EUROWEST.COM BK@EUROWEST.COM NOTE: USE WITH GR-6G (1/8" THICK)
FRP-1G	FIBERGLASS REINFORCED PANEL	BACK OF HOUSE	MARLITE	FRP SYMMETRXX 204561B (4x8) 204551 (4x10) WHITE/BLK CORE NO TOP COAT (GRAY SCORE LINE)	A916 G312	4x8" 4x10"	CONTACT: CUSTOMER SERVICE (330) 343-6621 ANITA CRAIG 330-260-7621 ACRAIG@MARLITE.COM NOTE: USE WITH TR-3G
TR-1G	EDGE PROFILE	OUTSIDE CORNERS OF WALL TILE & BASE TILE TRIM AT RESTROOM	SCHLUTER	QUADEC Q100AT	SATIN NICKEL ANODIZED ALUMINUM	3/8"	RRUIZ@SCHLUTER.COM NOTE: GC TO COORDINATE HEIGHT AS REQUIRED BASED UPON TILE THICKNESS AND SETTING SYSTEM
TR-2G	COVE BASE PROFILE	GENERAL RESTROOM	SCHLUTER	DILEX-AHK100AT	SATIN NICKEL ANODIZED ALUMINUM	3/8"	CONTACT: ROSANNA RUIZ (786) 858-0010 RRUIZ@SCHLUTER.COM NOTE: GC TO COORDINATE HEIGHT AS REQUIRED BASED UPON TILE THICKNESS AND SETTING SYSTEM
TR-3G	EDGE PROFILE	BACK OF HOUSE	SCHLUTER	OUTSIDE CORNER A560	SATIN ANODIZED ALUMINUM	7/16" EXPOSED EDGE / 6" LONG	CONTACT: ROSANNA RUIZ (786) 858-0010 RRUIZ@SCHLUTER.COM NOTE: GC TO COORDINATE HEIGHT AS REQUIRED SETTING SYSTEM
TS -1G	TRANSITION STRIP	CERAMIC TILE TO CERAMIC TILE	SCHLUTER	TRANSITION PROFILES FOR FLOORS	SCHEME (RADIUS) AE 100 - R SATIN ANODIZED ALUMINUM AE 100 - R, SATIN ANODIZED 3/8" - 10MM	3/8" 10mm	CONTACT: ROSANNA RUIZ (786) 858-0010 RRUIZ@SCHLUTER.COM
GROUT							
GR-6G	GROUT	BACK OF HOUSE	LATICRETE	SPECTRALOCK 2000 IG	#45 "RAVEN"		CONTACT: KIRBY DAVIS AT LATICRETE (203) 671-7210 NOTE: USE WITH CT-10G, CT-11G, LATICRETE HYDROBAN FOR WATERPROOF
			CUSTOM BUILDING PRODUCTS	FUSION PRO SINGLE COMPONENT GROUT	#370 DOVE GRAY		CONTACT: LARRY MAURA @CBPMAIL.NET NOTE: USE WITH CT-10G, CT-11G, LATICRETE HYDROBAN FOR WATERPROOF



FCC COMMERCIAL FURNITURE INC.
8452 OLD HWY 99 N, ROSEBURG, OR 97470 USA
T: 800.322.7328 | F: 541.673.7441 | WWW.FCCFURN.COM
DESIGNED AND BUILT IN U.S.A.

PROPERTY OF FCC COMMERCIAL FURNITURE
THIS IS A FOR DESIGN PURPOSE TO EXPRESS DESIGN
CONCEPTS TO THE ARCHITECT, CLIENT, CONTRACTOR
AND INSTALLER FOR THE PROJECT SHOWN. THIS DESIGN
AND THE CONCEPTS HEREIN SHALL
NOT BE ALTERED OR USED AS CONSTRUCTION
DOCUMENTS. DO NOT REPRODUCE OR LEND WITHOUT
WRITTEN PERMISSION FROM FCC COMMERCIAL
FURNITURE INC.

IMPORTANT

WRITTEN DIMENSIONS HAVE PRECEDENCE OVER SCALE
IN ALL CASES.

DO NOT SCALE OFF PLANS. CONTACT FCC COMMERCIAL
FURNITURE'S REPRESENTATIVE TO VERIFY ANY
QUESTIONABLE DIMENSIONS AT TELEPHONE #
800.322.7328

THE GENERAL CONTRACTOR MUST VERIFY ALL BUILDING
DIMENSIONS, EQUIPMENT, FURNITURE PLACEMENT,
UTILITY LOCATIONS, AND CONDITIONS AT THE JOB SITE.

THE GENERAL CONTRACTOR MUST NOTIFY FCC
COMMERCIAL FURNITURE OF ALL DISCREPANCIES
AND/OR REQUIRED ADJUSTMENTS PRIOR TO STARTING
WORK.

FCC COMMERCIAL FURNITURE HAS PREPARED THESE
DOCUMENTS AS ACCURATELY AS POSSIBLE WITH THE
ARCHITECTURAL INFORMATION PROVIDED. DUE TO LACK
OF ACCURATE AND AND COMPLETE DIMENSIONED
ARCHITECTURAL PLANS, OWNER UNDERSTANDS THAT
ADJUSTMENTS TO THE FINAL LOCATIONS OF EQUIPMENT
AND/OR FURNITURE PLACEMENT MAY BE REQUIRED AT
THE OWNER'S EXPENSE DUE TO DISCREPANCIES BASED
ON ACTUAL JOB SITE DIMENSIONS AND CONDITIONS.

REFER TO ARCHITECTURAL OR ENGINEER DRAWINGS
FOR COMPLETE AND ACCURATE DIMENSIONS OF
BUILDING STRUCTURE.

THESE CONTRACT DOCUMENTS AND THE INFORMATION
THEY CONTAIN ARE THE PROPERTY OF FCC COMMERCIAL
FURNITURE INC., ROSEBURG, OREGON, 97470.


ALL PREPARED CONTRACT DOCUMENTS MAY NOT BE
COPIED, REPRODUCED, USED OR IMPLEMENTED IN ANY
WAY, IN PART OR IN WHOLE, WITHOUT THE EXPRESS
WRITTEN CONSENT OF FCC COMMERCIAL FURNITURE INC.

ANY UNAUTHORIZED USE OF THESE PLANS WILL RESULT
IN PAYMENT DUE FOR SERVICES RENDERED BY FCC
COMMERCIAL FURNITURE INC.

ANY DEVIATIONS FROM THESE DRAWINGS FOR ANY
REASON SHALL NOT BE DONE WITHOUT CONSENT OF FCC
COMMERCIAL FURNITURE INC., IN ADVANCE. IN WRITING.
FCC COMMERCIAL FURNITURE IS NOT RESPONSIBLE FOR
DEVIATIONS, CHANGES, ADDITIONS, OR DELETIONS NOT
REVIEWED AND APPROVED IN ADVANCE BY FCC
COMMERCIAL FURNITURE INC.

THESE DOCUMENTS REFLECT SPECIFIC SEATING AND
DECOR EQUIPMENT ORDERED OF DATE SHOWN BELOW.

CLIENT:



Burger King # 7311
9999 Pulaski Highway
Middle River, MD 21220
Decor: Garden Grill
Building Type: Remodel

CUSTOMER

Burgers Of Baltimore

SHEET TITLE:

SPECIFICATIONS

WORK ORDER NUMBER:

FINALS BY:

DRAWN BY:

Nathan James

SCALE:

NTS

ORIGINAL DATE:

March 10, 2021

PLOT DATE:

March 30, 2021

PROJECT #:


15714-002

SHEET #:

D8.4

GR-15G	GROUT	FIELD FLOOR TILE / BEVERAGE WALL	CUSTOM BUILDING PRODUCTS	FUSION PRO SINGLE COMPONENT GROUT	# 335 WINTER GRAY	CONTACT: LARRY MAURA (561) 543-6658 LAZARO.MAURA@CBPMAIL.NET ***PROLITE® PREMIUM LARGE FORMAT TILE MORTAR -RAPID SETTING CONTACT: KIRBY DAVIS AT LATICRETE (203) 671-7210
			LATICRETE	PERMACOLOR	#60 DUSTY GRAY	
GR-17G	GROUT	DINING / ACCENT TILE LIGHT WOOD	CUSTOM BUILDING PRODUCTS	FUSION PRO SINGLE COMPONENT GROUT	#145 LIGHT SMOKE	CONTACT: LARRY MAURA (561) 543-6658 LAZARO.MAURA@CBPMAIL.NET ***PROLITE® PREMIUM LARGE FORMAT TILE MORTAR -RAPID SETTING CONTACT: KIRBY DAVIS AT LATICRETE (203) 671-7210
			LATICRETE	PERMACOLOR	#56 DESERT KHAKI	
GR-18G	GROUT	SERVICE AREA WALL TILE	LATICRETE	PERMACOLOR	#78 STERLING SILVER	CONTACT: KIRBY DAVIS AT LATICRETE (203) 671-7210 CONTACT: LARRY MAURA (561) 543-6658 LAZARO.MAURA@CBPMAIL.NET ***PROLITE® PREMIUM LARGE FORMAT TILE MORTAR -RAPID SETTING NOTE: USE WITH CT-31G
			CUSTOM BUILDING PRODUCTS	FUSION PRO SINGLE COMPONENT GROUT	#543 DRIFTWOOD	
WALL FINISHES AND PAINT						
BR-2G	FACE BRICK	GENERAL DINING/ ACCENT WALLS	PINEHALL BRICK	THINBRICK (Use WITH EGR-1G)	OLD IRVINGTON	7-5/8" x 3-5/8" x 1/2" CONTACT: TERESA BEANE (336)-779-6131 TBEANE@PINEHALLBRICK.COM NOTE: USE WITH EGR-1G
			EVOLUTION BRICK	THINBRICK (Use WITH EGR-1G)	"Olde Hillsboro" Mod/QS Tumbled (Full Brick) "Sierra Tumbled" (Thin Brick)	7-5/8" x 3-5/8" x 1/2" CONTACT: GABE POWERS (502) 558-4612 gabe@evolutionbrick.com NOTE: USE WITH EGR-1G
EGR-1G	BRICK MORTAR	General Dining/ Accent Walls	LEHIGHHANSON	(USE WITH BR-2G)	Ohio River Masonry Sand B-12C / B-12	CONTACT: GABE POWERS (502) 558-4612 gabe@evolutionbrick.com NOTE: USE WITH BR-2G
			ARGOS US		LITE BUFF	
P-4G	PAIN T	INTERIOR DOOR FRAMES	PPG	PRIMER 90-712 PITT TECH PAINT: 6-1510XI SPEEDHIDE INT/EXT WB ALKYD SEMI-GLOSS	ASHEN	CONTACT: KEVIN LASTACY KLASTACY@PPG.COM 616-335-3259 NOTE: USE WITH BR-2G
P-5G	PAIN T	SOFFITS AND RESTROOM CEILING		PRIMER: 6-4900XI SPEEDHIDE ZERO INT LATEX SATIN PAINT: PPG 6-4310XI	WHITE ON WHITE	
P-6G	PAIN T	EXPOSED DECKING AND BAR JOISTS/ WALLS OVER SOFFIT		SPEEDHIDE ZERO INT ZERO VOC LATEX EGGSHELL PRIMER: 17-921 SEAL GRIP PAINT: PPG 6-417	CABIN FEVER PPG 1021-7	
P-15G	PAIN T	INTERIOR WALLS		PRIMER: 6-4900XI SPEEDHIDE ZERO INT LATEX SATIN PAINT: 6-4310XI SPEEDHIDE ZERO INT ZERO VOC LATEX EGGSHELL	ASHEN	
P-16G	PAIN T	INTERIOR SERVICE AREA DOOR FRAME		PRIMER 90-712 SPEED TECH PAINT: 6-150XI SPEEDHIDE INT/EXT WB ALKYD SEMI-GLOSS	CAFÉ SIENNA	
P-17G	PAIN T	HVAC AIR RETURN & REGISTERS LOCATED AT ACT-1G		PRIMER 90-712 PITT TECH PAINT: 6-1540XI SPEEDHIDE INT/EXT WB ALKYD SEMI-GLOSS	GRANITE PPG 1022-6	
P-4G	PAIN T	INTERIOR DOOR FRAMES		SHERWIN WILLIAMS	PRIMER: PM 200 0 VOC B28W2600 PAINT: PM 200 0 VOC B20W2600	
			PRIMER: ProCryl B66-310 PAINT: Pro Industrial WB Urethane Alkyd Enamel B53-1150 Semi-Gloss			
PRIMER: PM 200 0 VOC B28W2600 PAINT: PM 200 0 VOC B20W2600 Eggshell	EXTRA WHITE SW 7006					
PRIMER: Multi Surface Acrylic B66-560 PAINT: Multi Surface Acrylic B66-560	WELL-BRED BROWN SW 7027					
PRIMER: PM 200 0 VOC B28W2600 PAINT: PM 200 0 VOC B20W2600 Eggshell	BUNGALOW BEIGE SW 7511					
PRIMER: ProCryl B66-310 PAINT: Pro Industrial WB Urethane Alkyd Enamel B53-1150 Semi-Gloss	GG ORANGE CUSTOM COLOR					

P-17G	PAINT	HVAC AIR RETURN & REGISTERS LOCATED AT ACT-1G		PRIMER: INT/EXT PRO INDUSTRIAL SEMI-GLOSS PAINT: Pro Industrial WB Urethane Alkyd Enamel FC 8112NP Semi-Gloss	ARMSTRONG CEILING MATCH CUSTOM COLOR		
WP-2G	WALL PANEL SYSTEM	GENERAL WAINSCOTING	MARLITE	ALLURE PANEL	Nevamar WF001 Macchiato X-Grain	4' x 4' Panels	CONTACT: CUSTOMER SERVICE (330) 343-6621 ANITA CRAIG 330-260-7621 ACRAIG@MARLITE.COM
			CIM	MATTAKI CONVERGE	Nevamar WF001 Macchiato X-Grain	32" x 48" 48" x 48" Panels	CONTACT: AUSTIN HOLAN (706) 253-4761 AUSTIN@CIMGBIZ.COM
UPHOLSTERY							
UPH-7G	UPHOLSTERY	SEATING (Booth/Seatee) SEAT PADS	MAHARAM	LARIAT 440401	010 TALPE		CONTACT: JANELLE AROLZ (404) 909-8444 JARALUZ@MAHARAM.COM
UPH-10G	UPHOLSTERY	SEATING (Booth/Seatee) BACK PADS AND LOUNGE CHAIR		LARIAT 440401	007 OYSTER		
UPH-11G	UPHOLSTERY	LOUNGE CHAIR "COLLECTION OPTION"	C.F STINSON	CASSIDY	CAS 82 HOSTA		CONTACT: GLENN STINSON (248) 299-3800 GSTINSON@CFSTINSON.COM
METALS							
MF-1G	METAL FINISH POWDER COAT	FIXTURES AS NOTED	PER VENDOR		BLACKENED STEEL		PER VENDOR
MF-2G	METAL FINISH ALUMINUM	FIXTURES AS NOTED	PER VENDOR		FLAT BLACK ANODIZED		PER VENDOR
MF-3G	METAL FINISH ALUMINUM	SLAT PERGOLA SUPPORTS	PER VENDOR	POWDER COATED BROWN	MATCH P-6G (SLATE BROWN)		PER VENDOR
MF-4G	METAL FINISH ALUMINUM	DIVIDER SCREEN & SAUCE BAR	PER VENDOR	POWDER COATED	STATUARY BRONZE		PER VENDOR
SPECIALTY FINISHES AND TRIMS							
PL-9G	PLASTIC LAMINATE	PERIMETER TABLES, DOORS, TRASH UNIT	NEVAMAR	VK0017T	VERNERABLE OLD OAK		CONTACT: CUSTOMER SERVICE (877) 726-6526 JOHN TRULOCK JOHN.TRULOCK@PANOLAM.COM (407) 618-3732
PL-15G	PLASTIC LAMINATE	TABLES / BOOTHS	NEVAMAR	WF0011T	MACCHIATO		
PL-16G	PLASTIC LAMINATE	TABLES	NEVAMAR	VZ2001T	SANTA ROSA PLUM TREE		
PL-17G	PLASTIC LAMINATE	TABLES	NEVAMAR	WF0013-T	CARAMEL MACCHIATO SUEDE		
PL-18G	PLASTIC LAMINATE	BEVERAGE STATION CABINET DOORS/ INNER SIDE OF WOOD SLAT PERGOLA/ INTERIOR SERVICE AREA ACCENT WALL & DOOR	NEVAMAR	SO3300 SD	CAFÉ SIENNA		
PL-19G	PLASTIC LAMINATE	BOOTH BASE	PIONITE	SE101S	BLACK		
WS-1G	WOOD STAIN	SHELVING LOUNGE AREA	PER VENDOR	BALTIC BIRCH	CLEAR COATED		LOCAL DISTRIBUTOR
WS-2G	WOOD STAIN	COMMUNITY TABLE/ SAUCE BAR	PER VENDOR	WHITE OAK	CLEAR COATED		LOCAL DISTRIBUTOR
WS-3G	WOOD STAIN	TRELLIS SOFFIT	PER VENDOR	STAINED POPLAR WOOD	MATCH NEVAMAR SANTA ROSA PLUM TREE		LOCAL DISTRIBUTOR
TR-01G	DRYWALL REVEAL BEAD	BETWEEN P-6G & P-15G WHEN PERIMETER SOFFIT IS OMITTED	TRIM-TEX	AS5110S	ARCHITECTURAL SILVER	1/2" X 1/2"	CONTACT: LOCAL SUPPLIER
SL-1G	SURF(X) 3D LAMINATE	TRELLIS SOFFIT	OMNOVA SOLUTIONS	SURF(X) 3D LAMINATES ON SUNTRAIT	ALMOND CHERRY	12 MIL (0.12)	CONTACT: CHERI RUKAVINA (404) 971-8119 CHERI.RUKAVINA@OMNOVA.COM
MEB-1G	MULTIPLEX EDGE BAND	TABLES (STANDARD TABLE THICKNESS)	REHAU	PREMIUM EDGE BAND #592E	MULTIPLEX	1-5/16" THICK	CONTACT: MEG HUIZENGA (616) 666-7932 MEG.HUIZENGA@REHAU.COM
MEB-2G	MULTIPLEX EDGE BAND	BOOTH EDGE PROTECTION	REHAU	NEVAMAR MACCHIATO CP41002	MATCH PL-15G (MACCHIATO)		
SOLID SURFACES							
SS-8G	SOLID SURFACE	FIXTURES AS NOTED TOP CAP/ SILL	DUPONT	CORIAN	DEEP NOCTURNE	30" x 144" x 1/2" THICKNESS	CONTACT: TIANA MARIE BRAGG (925) 337-3438 TIANA.MARIE.BRAGG@DUPONT.COM
SS-9G	SOLID SURFACE	FSC/ BEVERAGE COUNTERTOP (ALTERNATE TO MS-1G)	AVONITE	CUSTOM COLOR BK SMOKE	#7885	30" x 144" x 1/2" THICKNESS	CONTACT: SANDRA COHEN (410) 259-8508 sochen@aristechsurfaces.com
			US SURFACES	LIVINGSTONE	STORM		CONTACT: ED ROGERS (505) 710-3999 EDR@USSURFACES.COM
MS-1G	MANUFACTURED STONE	FSC/ BEVERAGE COUNTERTOP	SILESTONE	QUARTZ VOLCANO TEXTURE	GREY EXPO	3/4" THICK	CONTACT: JENNIFER RYAN (305) 398-5700 JENNIFERR@COSENTIND.COM
			US SURFACES	VADARA	BRUSHED CEMENT	2 CM THICK	CONTACT: ED ROGERS (505) 710-3999 EDR@USSURFACES.COM
RESIN							
R-1G	RESIN	FSC SMOOTHIE SCREENS	3-FORM	PUNCH 021	VELLUM F04 FINISH FRONT & BACK	3/8" THICK	CONTACT: JULIANA SHARKEY JULIANA.SHARKEY@3FORM.COM (954) 579-6545



FCC COMMERCIAL FURNITURE INC.
8452 OLD HWY 99 N. ROSEBURG, OR 97470 USA
T: 800.322.7328 | F: 541.673.7441 | WWW.FCCFURN.COM

DESIGNED AND BUILT IN U.S.A.

PROPERTY OF FCC COMMERCIAL FURNITURE
THIS IS A FOR DESIGN PURPOSE TO EXPRESS DESIGN CONCEPTS TO THE ARCHITECT, CLIENT, CONTRACTOR, AND INSTALLER FOR THE PROJECT SHOWN. THIS DESIGN AND THE CONCEPTS HEREIN SHALL NOT BE ALTERED OR USED AS CONSTRUCTION DOCUMENTS. DO NOT REPRODUCE OR LEND WITHOUT WRITTEN PERMISSION FROM FCC COMMERCIAL FURNITURE INC.

IMPORTANT

WRITTEN DIMENSIONS HAVE PRECEDENCE OVER SCALE IN ALL CASES.

DO NOT SCALE OFF PLANS. CONTACT FCC COMMERCIAL FURNITURE'S REPRESENTATIVE TO VERIFY ANY QUESTIONABLE DIMENSIONS AT TELEPHONE # 800.322.7328

THE GENERAL CONTRACTOR MUST VERIFY ALL BUILDING DIMENSIONS, EQUIPMENT, FURNITURE PLACEMENT, UTILITY LOCATIONS, AND CONDITIONS AT THE JOB SITE.

THE GENERAL CONTRACTOR MUST NOTIFY FCC COMMERCIAL FURNITURE OF ALL DISCREPANCIES AND/OR REQUIRED ADJUSTMENTS PRIOR TO STARTING WORK.

FCC COMMERCIAL FURNITURE HAS PREPARED THESE DOCUMENTS AS ACCURATELY AS POSSIBLE WITH THE ARCHITECTURAL INFORMATION PROVIDED. DUE TO LACK OF ACCURATE AND COMPLETE DIMENSIONED ARCHITECTURAL PLANS, OWNER UNDERSTANDS THAT ADJUSTMENTS TO THE FINAL LOCATIONS OF EQUIPMENT AND/OR FURNITURE PLACEMENT MAY BE REQUIRED AT THE OWNER'S EXPENSE DUE TO DISCREPANCIES BASED ON ACTUAL JOB SITE DIMENSIONS AND CONDITIONS.

REFER TO ARCHITECTURAL OR ENGINEER DRAWINGS FOR COMPLETE AND ACCURATE DIMENSIONS OF BUILDING STRUCTURE.

THESE CONTRACT DOCUMENTS AND THE INFORMATION THEY CONTAIN ARE THE PROPERTY OF FCC COMMERCIAL FURNITURE INC., ROSEBURG, OREGON, 97470.

ALL PREPARED CONTRACT DOCUMENTS MAY NOT BE COPIED, REPRODUCED, USED OR IMPLEMENTED IN ANY WAY, IN PART OR IN WHOLE, WITHOUT THE EXPRESS WRITTEN CONSENT OF FCC COMMERCIAL FURNITURE INC.

ANY UNAUTHORIZED USE OF THESE PLANS WILL RESULT IN PAYMENT DUE FOR SERVICES RENDERED BY FCC COMMERCIAL FURNITURE INC.

ANY DEVIATIONS FROM THESE DRAWINGS FOR ANY REASON SHALL NOT BE DONE WITHOUT CONSENT OF FCC COMMERCIAL FURNITURE INC. IN ADVANCE. IN WRITING. FCC COMMERCIAL FURNITURE IS NOT RESPONSIBLE FOR DEVIATIONS, CHANGES, ADDITIONS, OR DELETIONS NOT REVIEWED AND APPROVED IN ADVANCE BY FCC COMMERCIAL FURNITURE INC.

THESE DOCUMENTS REFLECT SPECIFIC SEATING AND DECOR EQUIPMENT ORDERED OF DATE SHOWN BELOW.

CLIENT:



Burger King # 7311
9999 Pulaski Highway
Middle River, MD 21220
Decor: Garden Grill
Building Type: Remodel

CUSTOMER
Burgers Of Baltimore

SHEET TITLE:
SPECIFICATIONS

WORK ORDER NUMBER:

FINALS BY:

DRAWN BY:
Nathan James
SCALE:

NTS
ORIGINAL DATE:
March 10, 2021

PLOT DATE:
March 30, 2021

PROJECT #:
15714-002

SHEET #:
D8.5

BURGER KING 20/20 GARDEN GRILL INTERIOR						
INTERIOR LIGHT FIXTURE SCHEDULE						
06.03.20						
LOW PROFILE TRELLIS						
TYPE		VENDOR	CATALOG No.	WATTAGE	COLOR TEMP	REMARKS
A		NAUTICAL	BK304 & SP30S-18-60D-927-03	10	2700	SHAKER PENDANT LAMP
			LED EDISON STYLE 10 WATT			
A1		NAUTICAL	BK-GG-A2 CUSTOM PENDANT LIGHT	10	2700K	RED PENDANT LIGHT
			RED			
			LED CLEAR ANTIQUE STYLE 6 WATT			
B		NAUTICAL	BK305 & LED 8W EDISON INCANDESCENT	6	2700K	BRONZE CAGE PENDANT LIGHT
			LED CLEAR ANTIQUE STYLE 6 WATT			
B1		NAUTICAL	BK305 & LED 8W EDISON INCANDESCENT	6	2700K	BRONZE CAGE WALL SCONCE LIGHT
			LED CLEAR ANTIQUE STYLE 6 WATT			
C4w		JUNO	SP36671-WHTRM	15	3000	1. 4" DIAMETER, WHITE, RECESSED DOWN LIGHT 2. TO BE USED WITH GWB CEILING
		CREE	CR4-575L-27K-12-E26	9.5	2700	
		ENERGYWISE	EWMLDDL41N	11	2700	
		SECURITY	LB4A 6L 30K 9 WH /IBXQL	9	3000	
C4b		JUNO	SP36671-BLTRM			1. 4" DIAMETER, BLACK, RECESSED DOWN LIGHT 2. TO BE USED WITH ACOUSTICAL CEILING TILES
		CREE	CR4-575L-27K-12-E26-MODBLK	9.5	2700	
D4w		JUNO	SP36671G2 / 39 WWH	12.5	3000	1. 4" DIAMETER, WHITE, RECESSED DOWN LIGHT WALL WASHER 2. TO BE USED WITH GWB CEILING
		SECURITY	LBE4A 6L 30K 9 WH /IBXQL	9	3000	
D4b		JUNO	SP36671G2 / 39C BL RFD44875	12.5	3000	1. 4" DIAMETER, BLACK, RECESSED DOWN LIGHT WALL WASHER 2. TO BE USED WITH ACOUSTICAL CEILING TILES
E		JUNO	R600L3KNBZ	10	2700	TRACK LIGHT
G		JUNO	SP34378B-9-F1-SSN	10	3000	2" DIAMETER DOWN LIGHT, SATIN NICKEL FINISH
		ZANIBONI	D2LUNA20930A3CSNP0BK0P	9	3000	
G1		JUNO	SP34378A-930-F1-SN	10	3000	2" DIAMETER WALL WASHER, SATIN NICKEL FINISH
		ZANIBONI	D2LUN2O0930A3CSNP0BK0D	9	3000	
I		CREE	CL-E-TFA04A-24R-40N	42	4000	1. TO BE USED IN KITCHEN 2. 2x4 RECESSED
		SECURITY	LJT24-40-MLG-FSA12-EU-C388	45	4000	
		LSI	SFP24 LED 50 UE DIM 40	50	4000	
		VAOPTO	VO-PL-2NW4-60	60	4100	
		ENERGYWISE	EWMLFP24EP4841	48	4100	
J		CREE	CL-E-TR14L2404U	42	3500	1. FOR REMODELS ONLY 2. TO BE USED IN RESTROOMS 3. 1x4 RECESSED
		SECURITY	LIT14-35LWG-FSA12-EDU-C388	27	3500	
		LSI	SFP14 LED 40 UE DIM 35 FK14	40	3500	
		VAOPTO	VO-PL-1XWW4-50	50	3000	
		ENERGYWISE	EWMLFP14EP3535	35	3500	

PG		CREE	CL-E-TFA03A-22R-40N	32	3500	1. TO BE USED IN PLAYGROUND 2. 2x2 RECESSED
		SECURITY	LJT22-35MLG-FSA12 EU	35	3500	
		LSI	SFP22 LED 30 UE DIM 35 FK22	30	3500	
		VAOPTO	VO-PL-2XWW2-36	36	3000	
		ENERGYWISE	EWMLFP22EP3535	36	3500	
EM		CREE	EM22RWH	11		EMERGENCY LIGHT
		SECURITY	CU2	1	3000	
		LSI	LTEMWH	(2) 1 LED		
		VAOPTO	VO-EM	2	5000	
		ENERGYWISE	EWCU2	1	3000	
EMX		CREE	EXDMBRWH	11		EXIT / EMERGENCY LIGHT
		SECURITY	CCRRC	4		
		LSI	LPRXRUBWBWHL11R	(2) 1 LED		
		VAOPTO	VO-EMX-R1	2	5000	
		ENERGYWISE	EWCCR	4	3000	
WIB		CREE	WS4-50L-57K-10V-FD	55	5300	TO BE USED IN WALK IN BOX ONLY
		SECURITY	LXEM4-50ML-RFA-EU	53	5000	
		LSI	EG34SLEDHOCWUE	52	5300	
		VAOPTO	VO-TF-14W	32	5000	
		ENERGYWISE	EWMLLED-LSV2XT8USE4806	36		
O		CREE	LS4-25L-35K-10V	23	3500	PLAYGROUNG PENDANT LIGHT
O1		CREE	LS8-80L-35K-10V	88	3500	PLAYGROUNG PENDANT LIGHT

CONTACT INFORMATION			
CREE ELVIR SULJIC 262-884-3332 esuljic@creelighting.com	HERMITAGE "MASTER CONSOLIDATOR" WYATT CULVER 615-843-3379 wyatt@hlg.co	ENERGYWISE JENNIFER WADDICK 877-225-1336 jennifer@energywisemail.com	JUNO / ACUITY BRANDS BRETT D KINZLER o 847-813-8350 m 847-312-1578 brett.kinzler@acuitybrands.com
SECURITY LIGHTING WHITNEY WATSON 630-550-9320 quotations@securitylighting.com	NAUTICAL FURNISHINGS MICHAEL HOGLUND 954-771-1100 mhoglund@nauticalfurnishings.com	VaOpto LINDA XU 702-517-5789 linda@vaopto.com	ZANIBONI LIGHTING JENNIFER MORRIS 727-213-0410 southeastusa@zanibonilighting.com
LSI BOB LUCAS 800-436-7800 Ext 4052 bob.lucas@lsi-industries.com			

NOTES
1. NOT ALL LIGHT FIXTURES TYPES SHOWN ON SCHEDULE MAY BE USED ON THIS PROJECT. REFER TO LIGHTING PLAN FOR PROJECT SPECIFIC TYPES AND QUANTITIES.
2. PENDANT FIXTURES "A" MUST BE CENTERED OVER TABLE TOPS. COORDINATE WITH DÉCOR DRAWINGS.
3. EXCEPT FOR DROPPED CEILING OPTION, ALL LIGHT FIXTURES IN DINING ROOM AREA & RESTROOM CORRIDOR ARE TO BE SUPPORTED FROM EXPOSED ROOF TRUSSES.
4. CONTRACTOR TO NOTIFY LIGHTING SUPPLIER OF THE FOLLOWING: FIXTURE TYPES "C" AND "D" WILL BE REQUIRED TO BE LENS AT THE LOCATIONS OVER THE SERVICE AREA AND OVER THE SELF-SERVE DRINK AREA. FIXTURE TYPE "I" WILL REQUIRE A LENS OR TUBE GUARD AT THOSE LOCATIONS.

PROPERTY OF FCC COMMERCIAL FURNITURE
THIS IS A FOR DESIGN PURPOSE TO EXPRESS DESIGN
CONCEPTS TO THE ARCHITECT, CLIENT, CONTRACTOR
AND INSTALLER FOR THE PROJECT SHOWN. THIS DESIGN
AND THE CONCEPTS HEREIN SHALL
NOT BE ALTERED OR USED AS CONSTRUCTION
DOCUMENTS. DO NOT REPRODUCE OR LEND WITHOUT
WRITTEN PERMISSION FROM FCC COMMERCIAL
FURNITURE INC.

IMPORTANT
WRITTEN DIMENSIONS HAVE PRECEDENCE OVER SCALE
IN ALL CASES.
DO NOT SCALE OFF PLANS. CONTACT FCC COMMERCIAL
FURNITURE'S REPRESENTATIVE TO VERIFY ANY
QUESTIONABLE DIMENSIONS AT TELEPHONE #
800.322.7328

THE GENERAL CONTRACTOR MUST VERIFY ALL BUILDING
DIMENSIONS, EQUIPMENT, FURNITURE PLACEMENT,
UTILITY LOCATIONS, AND CONDITIONS AT THE JOB SITE.

THE GENERAL CONTRACTOR MUST NOTIFY FCC
COMMERCIAL FURNITURE OF ALL DISCREPANCIES
AND/OR REQUIRED ADJUSTMENTS PRIOR TO STARTING
WORK.

FCC COMMERCIAL FURNITURE HAS PREPARED THESE
DOCUMENTS AS ACCURATELY AS POSSIBLE WITH THE
ARCHITECTURAL INFORMATION PROVIDED. DUE TO LACK
OF ACCURATE AND AND COMPLETE DIMENSIONED
ARCHITECTURAL PLANS, OWNER UNDERSTANDS THAT
ADJUSTMENTS TO THE FINAL LOCATIONS OF EQUIPMENT
AND/OR FURNITURE PLACEMENT MAY BE REQUIRED AT
THE OWNER'S EXPENSE DUE TO DISCREPANCIES BASED
ON ACTUAL JOB SITE DIMENSIONS AND CONDITIONS.

REFER TO ARCHITECTURAL OR ENGINEER DRAWINGS
FOR COMPLETE AND ACCURATE DIMENSIONS OF
BUILDING STRUCTURE.

THESE CONTRACT DOCUMENTS AND THE INFORMATION
THEY CONTAIN ARE THE PROPERTY OF FCC COMMERCIAL
FURNITURE INC., ROSEBURG, OREGON, 97470.

ALL PREPARED CONTRACT DOCUMENTS MAY NOT BE
COPIED, REPRODUCED, USED OR IMPLEMENTED IN ANY
WAY, IN PART OR IN WHOLE, WITHOUT THE EXPRESS
WRITTEN CONSENT OF FCC COMMERCIAL FURNITURE INC.

ANY UNAUTHORIZED USE OF THESE PLANS WILL RESULT
IN PAYMENT DUE FOR SERVICES RENDERED BY FCC
COMMERCIAL FURNITURE INC.

ANY DEVIATIONS FROM THESE DRAWINGS FOR ANY
REASON SHALL NOT BE DONE WITHOUT CONSENT OF FCC
COMMERCIAL FURNITURE INC. IN ADVANCE. IN WRITING.
FCC COMMERCIAL FURNITURE IS NOT RESPONSIBLE FOR
DEVIATIONS, CHANGES, ADDITIONS, OR DELETIONS NOT
REVIEWED AND APPROVED IN ADVANCE BY FCC
COMMERCIAL FURNITURE INC.

THESE DOCUMENTS REFLECT SPECIFIC SEATING AND
DECOR EQUIPMENT ORDERED OF DATE SHOWN BELOW.

CLIENT:



Burger King # 7311
9999 Pulaski Highway
Middle River, MD 21220
Decor: Garden Grill
Building Type: Remodel

CUSTOMER
Burgers Of Baltimore

SHEET TITLE:
SPECIFICATIONS

WORK ORDER NUMBER:

FINALS BY:

DRAWN BY:
Nathan James
SCALE:

NTS
ORIGINAL DATE:
March 10, 2021

PLOT DATE:
March 30, 2021

PROJECT #:
15714-002

SHEET #:
D8.6

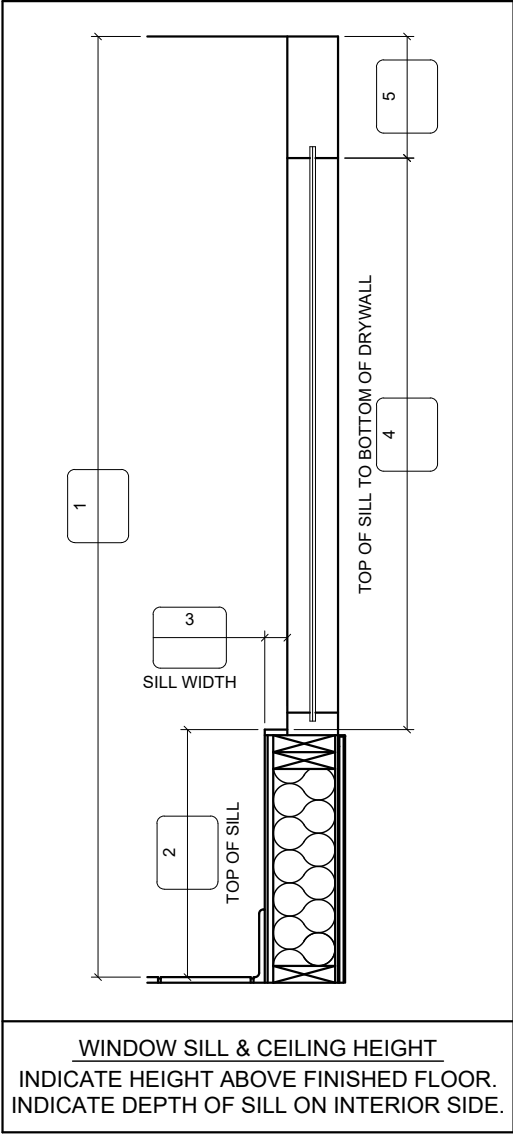
PLEASE PROVIDE THE INFORMATION REQUESTED BELOW
IN CASE THERE ARE ANY QUESTIONS ABOUT DIMENSIONS.

CONTACT: _____

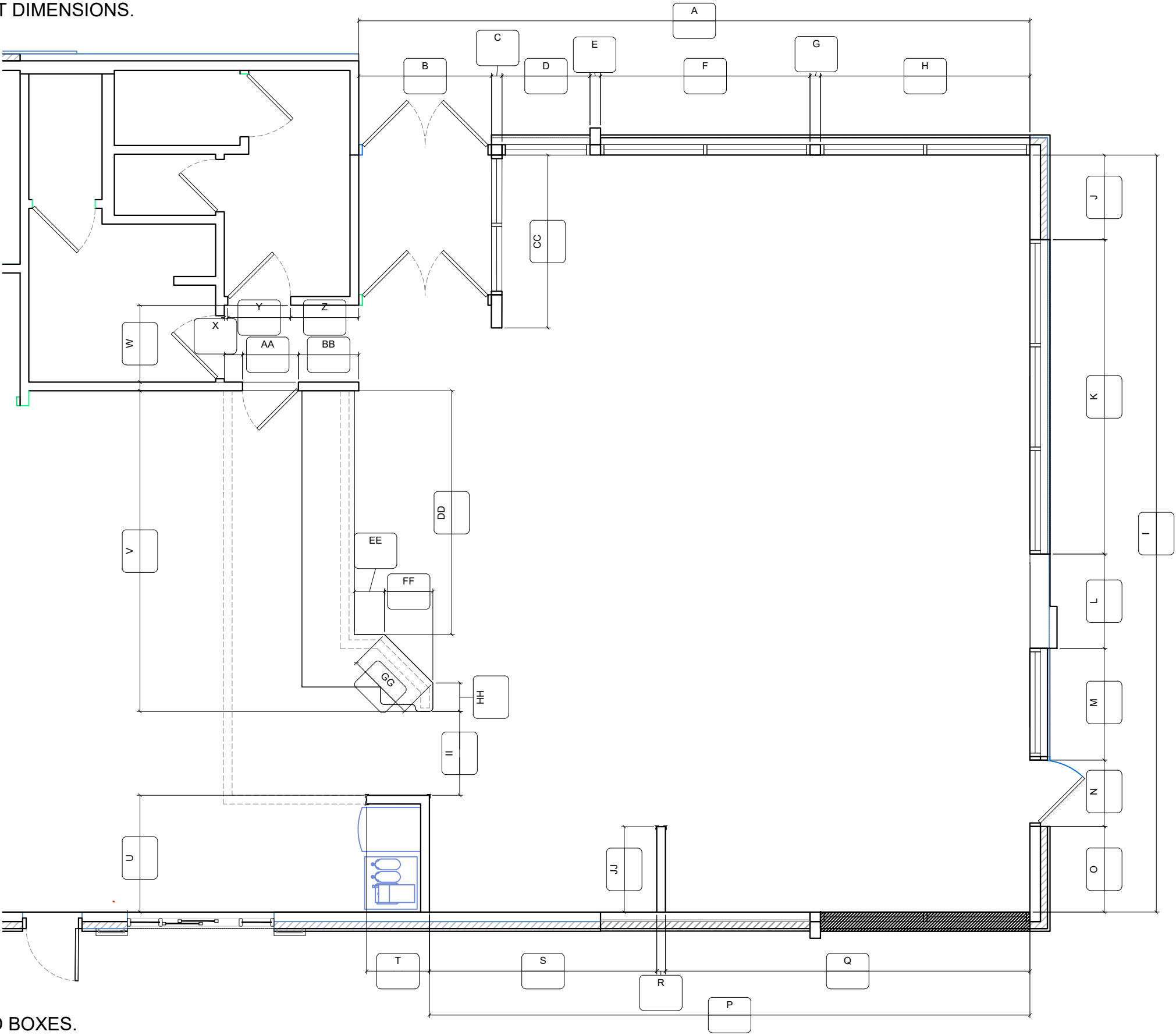
PHONE #: _____

DIMS ARE FROM:

- ☐ STUD TO STUD
- ☐ DRYWALL TO DRYWALL



PLACE REQUIRED DIMENSIONS IN LETTERED BOXES.
PLEASE INDICATE OR NOTIFY FCC REGARDING CHANGES
OR MODIFICATIONS TO THE BUILDING; SUCH AS:
DOOR LOCATIONS, VESTIBULE(S), FURRING & WINDOWS.



FCC COMMERCIAL FURNITURE INC.
8452 OLD HWY 90 N. ROSEBURG, OR 97470 USA
T. 800.322.7328 | F. 541.673.7441 | WWW.FCCFURN.COM
DESIGNED AND BUILT IN U.S.A.

PROPERTY OF FCC COMMERCIAL FURNITURE
THIS IS A FOR DESIGN PURPOSE TO EXPRESS DESIGN
CONCEPTS TO THE ARCHITECT, CLIENT, CONTRACTOR
AND INSTALLER FOR THE PROJECT SHOWN. THIS DESIGN
AND THE CONCEPTS HEREIN SHALL
NOT BE ALTERED OR USED AS CONSTRUCTION
DOCUMENTS. DO NOT REPRODUCE OR LEND WITHOUT
WRITTEN PERMISSION FROM FCC COMMERCIAL
FURNITURE INC.

IMPORTANT

WRITTEN DIMENSIONS HAVE PRECEDENCE OVER SCALE
IN ALL CASES.

DO NOT SCALE OFF PLANS. CONTACT FCC COMMERCIAL
FURNITURE'S REPRESENTATIVE TO VERIFY ANY
QUESTIONABLE DIMENSIONS AT TELEPHONE #
800.322.7328

THE GENERAL CONTRACTOR MUST VERIFY ALL BUILDING
DIMENSIONS, EQUIPMENT, FURNITURE PLACEMENT,
UTILITY LOCATIONS, AND CONDITIONS AT THE JOB SITE.

THE GENERAL CONTRACTOR MUST NOTIFY FCC
COMMERCIAL FURNITURE OF ALL DISCREPANCIES
AND/OR REQUIRED ADJUSTMENTS PRIOR TO STARTING
WORK.

FCC COMMERCIAL FURNITURE HAS PREPARED THESE
DOCUMENTS AS ACCURATELY AS POSSIBLE WITH THE
ARCHITECTURAL INFORMATION PROVIDED. DUE TO LACK
OF ACCURATE AND AND COMPLETE DIMENSIONED
ARCHITECTURAL PLANS, OWNER UNDERSTANDS THAT
ADJUSTMENTS TO THE FINAL LOCATIONS OF EQUIPMENT
AND/OR FURNITURE PLACEMENT MAY BE REQUIRED AT
THE OWNER'S EXPENSE DUE TO DISCREPANCIES BASED
ON ACTUAL JOB SITE DIMENSIONS AND CONDITIONS.

REFER TO ARCHITECTURAL OR ENGINEER DRAWINGS
FOR COMPLETE AND ACCURATE DIMENSIONS OF
BUILDING STRUCTURE.

THESE CONTRACT DOCUMENTS AND THE INFORMATION
THEY CONTAIN ARE THE PROPERTY OF FCC COMMERCIAL
FURNITURE INC., ROSEBURG, OREGON, 97470.

ALL PREPARED CONTRACT DOCUMENTS MAY NOT BE
COPIED, REPRODUCED, USED OR IMPLEMENTED IN ANY
WAY, IN PART OR IN WHOLE, WITHOUT THE EXPRESS
WRITTEN CONSENT OF FCC COMMERCIAL FURNITURE INC.

ANY UNAUTHORIZED USE OF THESE PLANS WILL RESULT
IN PAYMENT DUE FOR SERVICES RENDERED BY FCC
COMMERCIAL FURNITURE INC.

ANY DEVIATIONS FROM THESE DRAWINGS FOR ANY
REASON SHALL NOT BE DONE WITHOUT CONSENT OF FCC
COMMERCIAL FURNITURE INC. IN ADVANCE, IN WRITING.
FCC COMMERCIAL FURNITURE IS NOT RESPONSIBLE FOR
DEVIATIONS, CHANGES, ADDITIONS, OR DELETIONS NOT
REVIEWED AND APPROVED IN ADVANCE BY FCC
COMMERCIAL FURNITURE INC.

THESE DOCUMENTS REFLECT SPECIFIC SEATING AND
DECOR EQUIPMENT ORDERED OF DATE SHOWN BELOW.

CLIENT:



Burger King # 7311
9999 Pulaski Highway
Middle River, MD 21220
Decor: Garden Grill
Building Type: Remodel

CUSTOMER

Burgers Of Baltimore

SHEET TITLE:
VERIFICATION PLAN

WORK ORDER NUMBER:

FINALS BY:

DRAWN BY:

Nathan James

SCALE:

NTS

ORIGINAL DATE:

March 10, 2021

PLOT DATE:

March 30, 2021

PROJECT #:

15714-002

SHEET #:

D9.0

Feb 26, 2021 - 3:24pm User: calibson

P:\2018\1803\500\Drawings\03-Struct\201803\500-S001_General Notes.dwg

1. CODE
- A. ALL CONSTRUCTION SHALL CONFORM TO 2015 INTERNATIONAL BUILDING CODE, AND BALTIMORE COUNTY LOCAL AMENDMENTS.
2. DESIGN LOADING
- A. THE DESIGN DEAD LOAD FOR THE FRAMING IS AS FOLLOWS:
- ROOF DL = 25 PSF
- B. THE FOLLOWING LIVE LOADS WERE USED IN DESIGN:
- IBC 1603.1.2 - ROOF LIVE LOAD
ROOF LIVE LOAD = 30 PSF
- IBC 1603.1.3 - ROOF SNOW LOAD
- GROUND SNOW LOAD (P_g) = 30 PSF
FLAT SNOW LOAD (P_f) = 21 PSF
SNOW EXPOSURE FACTOR (C_e) = 1.0
SNOW LOAD IMPORTANCE FACTOR (I) = 1.0
THERMAL FACTOR (C_T) = 1.0
- IBC 1603.1.4 - WIND LOAD
ULTIMATE DESIGN WIND SPEED (V_{ULT}) = 115 MPH
NOMINAL DESIGN WIND SPEED (V_{ASD}) = 89 MPH
RISK CATEGORY = II
WIND EXPOSURE = C
INTERNAL PRESSURE COEFFICIENT = ±0.18
3. GENERAL
- A. THE CONTRACTOR SHALL FIELD CHECK AND VERIFY ALL DIMENSIONS AND ELEVATIONS OF EXISTING WORK PRIOR TO FABRICATION OF ANY NEW MATERIALS.
- B. THE CONTRACTOR IS ADVISED THAT ALL PLANS, DIMENSIONS, AND DETAILS DEPICT FIELD CONDITION AS SHOWN. MINOR VARIATIONS ARE TO BE EXPECTED AND ANY DEVIATIONS FROM THE CONTRACT DOCUMENTS SHALL BE APPROVED BY THE ARCHITECT IN WRITING PRIOR TO PROCEEDING.
- C. IT SHALL BE THE CONTRACTOR'S RESPONSIBILITY TO EXAMINE THE EXISTING BUILDING DURING THE COURSE OF CONSTRUCTION AND IMMEDIATELY ADVISE THE ARCHITECT OF ANY AREAS WHERE THE STRUCTURE EXHIBITS DISTRESS OR FAILURE.
- D. IT IS THE CONTRACTOR'S RESPONSIBILITY TO SATISFY HIMSELF AS TO THE LOCATION OF ANY UTILITIES IN THE IMMEDIATE VICINITY OF CONSTRUCTION SO AS TO PREVENT DAMAGE TO THEM. SHOULD ANY DAMAGE TO SUCH UTILITIES OCCUR THE CONTRACTOR SHALL BE REQUIRED TO REPAIR SUCH DAMAGE AT HIS OWN EXPENSE AND TO THE SATISFACTION OF THE OWNER.
- E. THE CONTRACTOR SHALL PROVIDE ALL SHORING, NEEDLING AND BRACING AS REQUIRED TO SUPPORT THE EXISTING STRUCTURE. THE CONTRACTOR SHALL EXAMINE THE EXISTING STRUCTURE TO DETERMINE THE EXTENT OF NECESSARY SHORING, NEEDLING AND UNDERPINNING. THE CAPACITY AND METHOD USED FOR SHORING AND NEEDLING SHALL BE THE RESPONSIBILITY OF THE CONTRACTOR.
- F. ALL WORK SPECIFIED HEREIN SHALL BE INSPECTED IN ACCORDANCE WITH THE BUILDING CODE AND ALL LOCAL ORDINANCES. THE OWNER OR CONTRACTOR SHALL HIRE AN EXPERIENCED, QUALIFIED INSPECTOR TO PERFORM ALL THE REQUIRED INSPECTION WORK. THE ENGINEER WILL NOT PERFORM THE REQUIRED INSPECTION AS A PART OF THEIR DESIGN SERVICES. THE ENGINEER MAY VISIT THE SITE TO ASCERTAIN GENERAL CONFORMANCE WITH THE CONTRACT DOCUMENTS. SUCH SITE VISITS ARE NOT TO BE CONSTRUED AS MEETING ANY INSPECTION REQUIREMENTS UNLESS THE ENGINEER SPECIFICALLY SO STATES IN WRITING.
- G. ANY REVIEW OF STRUCTURAL ITEM SHOP DRAWINGS BY (THE STRUCTURAL ENGINEER) IS FOR GENERAL CONFORMANCE WITH THE DESIGN CONCEPT AS PRESENTED BY THE CONTRACT DOCUMENTS. NO DETAILED CHECK OF QUANTITIES OR DIMENSIONS WILL BE MADE. SEE WBCM SHOP DRAWING STAMP FOR RESPONSIBILITIES OF EACH PARTY.
- H. SHOP DRAWINGS FOR ALL STRUCTURAL ELEMENTS SHOWN ON THE CONTRACT DOCUMENTS MUST BE SUBMITTED BY THE GENERAL CONTRACTOR. IF A CONTRACTOR OR OWNER FAILS TO SUBMIT THE SHOP DRAWINGS, THE ENGINEER WILL NOT BE RESPONSIBLE FOR THE STRUCTURAL CERTIFICATION OR FOR THE DESIGN OF THE PROJECT.
- I. FOOTINGS ARE DESIGNED FOR AN ASSUMED BEARING CAPACITY OF 2000 PSF. CONTRACTOR SHALL VERIFY SOIL PRESSURE IN THE FIELD. IF FOUND TO BE LESS THAN THIS VALUE, THE FOOTINGS WILL HAVE TO BE REDESIGNED.
4. CAST-IN-PLACE CONCRETE
- 4A. GENERAL CONSTRUCTION
- A. ALL CONCRETE WORK SHALL CONFORM TO THE LATEST APPROVED (BY LOCAL GOVERNMENT) EDITIONS OF THE FOLLOWING A.C.I. AND A.S.T.M. DOCUMENTS:
- ACI-301 SPECIFICATIONS FOR STRUCTURAL CONCRETE FOR BUILDINGS
ACI-302.1R FLOOR AND SLAB CONSTRUCTION
ACI-318 BUILDING CODE REQUIREMENTS FOR REINFORCED CONCRETE
ACI-214 COMPRESSION TESTS
ACI-306 COLD WEATHER
ACI-315 DETAILING
ACI-347 FORMWORK
ACI-305 HOT WEATHER
ACI-211 PROPORTIONS OF CONCRETE
ACI-304 PLACING CONCRETE
ACI-ASCE423 UNBONDED TENDONS
ASTM C94 READY-MIX CONCRETE
- B. ALL FIELD AND LAB TESTING OF CONCRETE SHALL CONFORM TO THE LATEST APPROVED (BY LOCAL GOVERNMENT) EDITIONS OF ASTM:
- ASTM C31 FIELD CYLINDER SPECIMENS
ASTM C143 SLUMP TEST
ASTM C231 AIR CONTENT (WHEN REQUIRED)
ASTM C39 LAB TESTING CYLINDERS
ASTM C172 SAMPLING FRESH CONCRETE
ASTM C42 HARDENED CORES (WHEN REQUIRED)
- C. ALL CONCRETE, UNLESS NOTED OTHERWISE, SHALL BE STONE AGGREGATE CONCRETE HAVING A MINIMUM COMPRESSIVE STRENGTH OF 4000 PSI AT 28 DAYS. ALL CONCRETE EXPOSED TO WEATHER SHALL HAVE AN AIR ENTRAINMENT OF 5%±1%. NO ADMIXTURES CONTAINING CALCIUM CHLORIDE SHALL BE PERMITTED. MAXIMUM AGGREGATE SIZE FOR CONCRETE SHALL BE 1", AND MAXIMUM SLUMP SHALL BE 4", AND 3" FOR SLABS ON GRADE. ALL CONCRETE, EXCEPT FOOTINGS, SHALL CONTAIN A WATER REDUCING ADMIXTURE.
- D. ALL CONCRETE MIX DESIGNS AND ADMIXTURES SHALL BE APPROVED BY THE ARCHITECT 30 DAYS PRIOR TO INITIATION OF FIRST POUR.

- E. ALL REINFORCING BARS SHALL CONFORM TO ASTM A-615 GRADE 60. WELDED WIRE FABRIC SHALL CONFORM TO ASTM A-185.
- F. CONCRETE EXPOSED TO PUBLIC VIEW SHALL MEET THE REQUIREMENTS FOR ARCHITECTURAL CONCRETE OF ACI 301.
- G. ALL FORMWORK SHALL BE IN ACCORDANCE WITH THE AMERICAN CONCRETE INSTITUTE "FORMWORK FOR CONCRETE", SPECIAL PUBLICATION NO. 4 AND ACIS "STANDARD RECOMMENDED PRACTICE FOR CONCRETE FORMWORK" (ACI-347, LATEST LOCAL APPROVED EDITION).
- H. ALL LAP SPLICES SHALL BE CLASS "B" (1'-0" MIN.) EXCEPT AS NOTED ON PLANS. BEND OUTSIDE FACE WALL HORIZONTAL REINFORCING 1'-0" AROUND ALL CORNERS OR PROVIDE 4'-0" LONG CORNER BARS TO MATCH HORIZONTAL REINFORCING.
- I. PROVIDE CONCRETE PROTECTION FOR REINFORCING BARS AS FOLLOWS:
- FOOTINGS 3"
- J. WHERE CONTINUOUS BARS ARE CALLED FOR, THEY SHALL BE RUN CONTINUOUSLY AROUND CORNERS AND LAPPED AT NECESSARY SPLICES OR HOOKED AT DISCONTINUOUS ENDS. LAPS SHALL BE NOT LESS THAN THE TYPICAL SPLICE LENGTH UNLESS NOTED.
- K. REINFORCEMENT SHALL BE CONTINUOUS THROUGH ALL CONSTRUCTION JOINTS UNLESS OTHERWISE INDICATED ON THE DRAWINGS. AT VERTICAL CONSTRUCTION JOINTS.
5. WOOD FRAMING
- 5A. GENERAL WOOD FRAMING
- A. STRUCTURAL SOLID WOOD JOISTS, BEAMS, COLUMNS AND STUDS SHALL BE SOUTHERN PINE #2 SURFACED DRY AT A MAXIMUM OF 19% MOISTURE CONTENT. ALL FABRICATION, ERECTION, OTHER PROCEDURES, AND MINIMUM UNIT STRESSES SHALL CONFORM TO THE CURRENT "NATIONAL DESIGN SPECIFICATION FOR WOOD CONSTRUCTION".
- B. ALL WOOD FRAMING SHALL BE FABRICATED AND ERECTED IN ACCORDANCE WITH THE AMERICAN INSTITUTE OF TIMBER CONSTRUCTION SPECIFICATION AITC 105 "RECOMMENDED PRACTICE FOR THE ERECTION OF STRUCTURAL TIMBER FRAMING, AITC 106," "CODE OF STANDARD PRACTICE", AND "THE NATIONAL DESIGN SPECIFICATION FOR WOOD CONSTRUCTION", LATEST EDITION, AS PUBLISHED BY THE NATIONAL FOREST PRODUCTS ASSOCIATION.
- C. ALL WOOD PLATES BEARING ON CONCRETE WALL SHALL BE WOLMANIZED PRESSURE TREATED LUMBER AS MANUFACTURED BY KOPPERS COMPANY OR AN APPROVED ALTERNATE.
- D. ANCHOR ALL SILL PLATES TO CONCRETE SLABS OR MASONRY WALLS WITH 5/8" DIAMETER ANCHOR BOLTS WITH 15" MIN. EMBEDMENT DEPTH AND 2" HOOK SPACED AT MAX. 32" ON CENTER. PROVIDE 2 ANCHOR BOLTS MINIMUM PER PLATE.
- E. ALL LAMINATED VENEER LUMBER (LVL) SHALL BE FABRICATED TO PRODUCE THE FOLLOWING MINIMUM ALLOWABLE STRESSES:
- EXTREME FIBER IN BENDING F = 2,900 PSI
MODULUS OF ELASTICITY E = 2,000,000 PSI
- 5B. WOOD WALLS AND COLUMNS
- A. ALL PERIMETER STUD BEARING WALLS AND INTERIOR BEARING WALLS SHALL BE 2X6 @ 16" O/C UNLESS NOTED OTHERWISE. PROVIDE SOLID BRIDGING AT MID HEIGHT OF ALL STUD WALLS TO 9'-0" HIGH UNLESS NOTED OTHERWISE. STUD WALLS OVER 9'-0" SHALL BE PROVIDED WITH 2 ROWS OF SOLID BRIDGING LOCATED AT THE THIRD POINT OF THE STUD HEIGHT UNLESS NOTED OTHERWISE.
- B. PROVIDE DOUBLE STUDS AT ALL CORNERS, SIDES OF ALL OPENINGS, WINDOWS AND DOORS, AND BENEATH ALL WOOD BEAMS AND LINTELS UNLESS NOTED OTHERWISE ON PLANS. DOUBLE STUDS BENEATH WOOD BEAMS AND LINTELS SHALL BE CARRIED THROUGH ANY INTERMEDIATE FLOOR FRAMING TO THE TOP OF FOOTINGS OR MASONRY FOUNDATION WALLS.
- 5C. PLYWOOD
- A. ALL PLYWOOD SHALL MEET THE REQUIREMENTS OF THE PLYWOOD DESIGN SPECIFICATIONS AS PUBLISHED BY THE AMERICAN PLYWOOD ASSOCIATION.
- B. ENTIRE ROOF DECK SHALL BE 5/8"-2/40 PLYWOOD. PROVIDE PLY CLIPS AT CENTERLINE OF PLYWOOD SPAN AT ALL EDGES PARALLEL TO SPAN.
- C. PLYWOOD SHEATHING SHALL BE CONTINUOUS OVER A MINIMUM OF 2 SPANS.
- D. PLYWOOD SHALL BE SECURELY FASTENED 3/8" FROM THE EDGE.
- E. PLYWOOD 1/2" IN THICKNESS AND LESS SHALL BE PROVIDED WITH PLY-CLIPS ALONG EDGES AT MIDSPAN. PLYWOOD 5/8" AND THICKER SHALL EITHER HAVE TONGUE AND GROOVE EDGES OR PLY-CLIPS AT MIDSPAN. FOR 48" SPANS PROVIDE 2 PLY CLIPS AT THIRD JOINTS OR TONGUE AND GROOVE PLYWOOD.
- F. MINIMUM NAIL SIZE NO. 11 GAGE, 1-3/4" LONG, 7/16" HEAD, DIAMOND POINT, GALVANIZED. ALTERNATE NAILS MAY BE USED IF THEIR DIMENSIONS ARE NOT LESS THAN THE SPECIFIED VALUES.
- G. END JOINTS OF ADJACENT COURSES OF GYPSUM BOARD SHEATHING SHALL NOT OCCUR OVER THE SAME STUDS.
- H. WHERE BLOCKING IS REQUIRED BLOCKING SHALL BE THE SAME SIZE AS TYPICAL STUDS AND SHALL BE PROVIDED AT ALL JOINTS THAT ARE PERPENDICULAR TO STUDS.
- I. NAILS SHALL BE SPACED NOT LESS THAN 3/8" FROM EDGES AND ENDS OF GYP BOARD SHEATHING.
- J. NAIL SPACING SPECIFIED APPLIES TO ALL STUDS, TOP AND BOTTOM PLATES, AND BLOCKING.

6. STRUCTURAL AND MISCELLANEOUS STEEL
- A. GENERAL AND NEW CONSTRUCTION
- 1) ALL STRUCTURAL AND MISCELLANEOUS STEEL SHALL CONFORM TO THE FOURTEENTH EDITION OF THE AISC "SPECIFICATION FOR STRUCTURAL STEEL BUILDINGS" AND ALL ITS SUPPLEMENTS, AND TO THE AISC "CODE OF STANDARD PRACTICE FOR STEEL BUILDINGS AND BRIDGES."
- 2) ALL STRUCTURAL STEEL SHALL BE AS FOLLOWS:
- W-SHAPES ASTM A992, FY = 50,000 PSI
MISCELLANEOUS STEEL ASTM A572 GRADE 50, FY = 50,000 PSI
RECTANGULAR/SQUARE HSS ASTM A500 GRADE C, FY = 50,000 PSI
- 3) NO OPENINGS IN BEAMS SHALL BE PERMITTED WITHOUT THE WRITTEN PERMISSION OF THE ENGINEER.
- 4) THE USE OF A GAS-CUTTING TORCH IN THE FIELD FOR CUTTING HOLES OR FOR CORRECTIONS FABRICATION ERRORS WILL NOT BE PERMITTED ON NEW STRUCTURAL FRAMING MEMBERS EXCEPT WITH THE WRITTEN APPROVAL OF THE ARCHITECT FOR EACH SPECIFIC CONDITION.
- 5) FIELD STRUCTURAL STEEL TO BE INSPECTED BY QUALIFIED INSPECTORS APPROVED BY THE STRUCTURAL ENGINEER AND RETAINED BY THE CONTRACTOR. FIELD INSPECTION REPORTS TO BE FILED WITH THE STRUCTURAL ENGINEER WITHIN 5 DAYS OF TIME OF ACTUAL INSPECTION. INSPECTORS MUST BE NOTIFIED OF ALL PHASES OF CONSTRUCTION AND WELDING BY GENERAL CONTRACTOR.
- 6) ALL WELDED CONNECTIONS SHALL BE DONE WITH E70XX ELECTRODES. SHOP AND FIELD WELDS SHALL BE MADE BY APPROVED CERTIFIED WELDERS AND SHALL CONFORM TO THE AMERICAN WELDING SOCIETY CODE FOR BUILDINGS AWS D1.1. WELDS SHALL DEVELOP THE FULL STRENGTH OF MATERIALS BEING WELDED UNLESS OTHERWISE NOTED.
- 7) ALL BUTT WELDS SHALL BE FULL PENETRATION BUTT WELDS IN ACCORDANCE WITH THE STRUCTURAL WELDING CODE (ANSI/AWS D1.1). THESE WELDS SHALL BE MADE ONLY BY OPERATORS QUALIFIED BY PRESCRIBED TESTS IN THE STRUCTURAL WELDING CODE IN BUILDING CONSTRUCTION OF THE AMERICAN WELDING SOCIETY. ACCEPTANCE TO BE SUBJECT TO THE INSPECTION AND REVIEW OF AN INDEPENDENT INSPECTION AGENCY.
- 8) WELDING SEQUENCE AND TECHNIQUE SHALL BE SUCH THAT DISTORTION OF STEEL MEMBERS IS MINIMIZED AND UNDEU DISTORTION IS AVOIDED.
7. POST-INSTALLED ANCHORS
- A. ANCHORS IN CONCRETE AND MASONRY
- 1) POST INSTALLED ANCHORS SHALL BE USED ONLY WHERE SPECIFIED ON STRUCTURAL CONTRACT DRAWINGS
- 2) THE INSTALLATION OF POST INSTALLED ANCHORS FOR MISSING OR MISPLACED CAST IN-PLACE ANCHORS SHALL BE APPROVED BY THE ENGINEER OF RECORD
- 3) EXISTING EMBEDDED ITEMS IN THE CONCRETE STRUCTURE (I.E., REINFORCING BARS, CONDUIT, ETC.) SHALL NOT BE CUT UNLESS APPROVED BY THE STRUCTURAL ENGINEER OF RECORD.
- 4) SUBMITTAL OF ALL PROPOSED PRODUCTS, WITH TECHNICAL DATA AND CURRENT ICC-ESR REPORTS IS REQUIRED FOR REVIEW AND APPROVAL BY ENGINEER OF RECORD. ADDITIONAL APPLICATION CALCULATIONS MAY BE REQUIRED BY THE ENGINEER OF RECORD.
- 5) ALL ANCHORS SHALL BE INSTALLED IN STRICT ACCORDANCE WITH MANUFACTURER'S PRINTED INSTALLATION INSTRUCTIONS (MPI) IN CONJUNCTION WITH EDGE DISTANCE, SPACING AND EMBEDMENT DEPTH AS INDICATED ON THE CONTRACT DRAWINGS.
- 6) THE CONTRACTOR SHALL ARRANGE FOR A MANUFACTURER'S FIELD REPRESENTATIVE TO PROVIDE INSTALLATION TRAINING FOR ALL PRODUCTS TO BE USED. PRIOR TO COMMENCEMENT OF WORK, ONLY TRAINED INSTALLERS SHALL PERFORM POST INSTALLED ANCHOR INSTALLATION. A RECORD OF TRAINING SHALL BE KEPT ON SITE AND BE MADE AVAILABLE TO THE ENGINEER OF RECORD AS REQUESTED.
- 7) ADHESIVE ANCHORS INSTALLED IN HORIZONTAL TO VERTICALLY OVERHEAD ORIENTATION TO SUPPORT SUSTAINED TENSION LOADS SHALL BE DONE BY A CERTIFIED ADHESIVE ANCHOR INSTALLER (AAI) AS CERTIFIED THROUGH AICIS/IS (ACI 318-14 17.8). PROOF OF CURRENT CERTIFICATION SHALL BE SUBMITTED TO THE ENGINEER FOR APPROVAL PRIOR TO COMMENCEMENT OF INSTALLATION.
- 8) ADHESIVE ANCHORS MUST BE INSTALLED IN CONCRETE AGED A MINIMUM OF 21 DAYS (ACI 318-14 17.12).
- 9) PROVIDE SPECIAL INSPECTION FOR ALL MECHANICAL AND ADHESIVE ANCHORS PER THE APPLICABLE BUILDING CODE AND PER THE CURRENT ICC-ES REPORT (IBC 2015 TABLE 1705.3 NOTE B).
- 10) SUBSTITUTION REQUESTS, FOR PRODUCTS OTHER THAN THOSE SPECIFIED BELOW, SHALL BE SUBMITTED BY THE CONTRACTOR TO THE ENGINEER OF RECORD ALONG WITH CALCULATIONS THAT ARE PREPARED & SEALED BY A REGISTERED PROFESSIONAL ENGINEER. THE CALCULATIONS SHALL DEMONSTRATE THAT THE SUBSTITUTED PRODUCT IS CAPABLE OF ACHIEVING EQUIVALENT PERFORMANCE VALUES (MINIMUM) OF THE SPECIFIED PRODUCT USING THE APPROPRIATE DESIGN PROCEDURE AND/OR STANDARD(S) AS REQUIRED BY ACI 318-14 CHAPTER 17.
- 11) THE FOLLOWING MANUFACTURER'S HAVE BEEN PRE-APPROVED FOR SUBMITTAL.
- a. POWERS FASTENERS
b. HILTI INC
c. SIMPSON

- B. CONCRETE ANCHORS
- 1) MECHANICAL ANCHORS SHALL HAVE BEEN TESTED AND QUALIFIED FOR USE IN ACCORDANCE WITH ACI 308.2 AND ICC-ES AC108 FOR CRACKED, UNCRACKED AND SEISMIC CONCRETE RECOGNITION.
- 2) ADHESIVE ANCHORS SHALL HAVE BEEN TESTED AND QUALIFIED FOR USE IN ACCORDANCE WITH ACI 308.4 AND ICC-ES AC308 FOR CRACKED, UNCRACKED AND SEISMIC CONCRETE RECOGNITION.
- 3) CAST-IN-PLACE INSERTS SHALL HAVE BEEN TESTED AND QUALIFIED FOR USE IN ACCORDANCE WITH ICC-ES AC446 FOR CRACKED, UNCRACKED AND SEISMIC CONCRETE RECOGNITION.
- C. MASONRY ANCHORS
- 1) MECHANICAL ANCHORS SHALL HAVE BEEN TESTED AND QUALIFIED FOR USE IN ACCORDANCE WITH ICC-ES AC01 OR AC106.
- 2) ADHESIVE ANCHORS SHALL HAVE BEEN TESTED AND QUALIFIED FOR USE IN ACCORDANCE WITH ICC-ES AC58.
8. MASONRY
- A. ALL MASONRY CONSTRUCTION AND MATERIALS USED THEREIN (CONCRETE MASONRY, CLAY MASONRY, MORTAR, GROUT AND STEEL REINFORCEMENT) SHALL CONFORM TO "BUILDING CODE REQUIREMENTS FOR MASONRY STRUCTURES" (ACI 530/ASCE 5/TMS 402) AND "SPECIFICATIONS FOR MASONRY STRUCTURES" (ACI 530.1/ASCE 6/TMS 602) IN ALL RESPECTS. WHERE ANCHORS (INCLUDING ANCHOR BOLTS) ARE INDICATED TO BE GROUTED IN CELLS OF HOLLOW CMU, THE CELL CONTAINING THE ANCHOR (OR ANCHOR BOLT) SHALL BE FULLY GROUTED AND IN ADDITION TO THIS CELL, THE CELLS ABOVE, BELOW, TO EACH SIDE, AND THE FOUR CELLS ON EACH 45 DEGREE DIAGONAL ADJACENT TO THE CELL CONTAINING THE ANCHOR/ANCHOR BOLT SHALL BE FULLY GROUTED AND THE EIGHT SURROUNDING CELLS SHALL BE FULLY GROUTED.
- B. UNLESS OTHERWISE NOTED CONCRETE MASONRY UNITS SHALL HAVE A MINIMUM NET AREA COMPRESSIVE STRENGTH OF 2,000 PSI. TYPE "S" PORTLAND CEMENT/LIME MORTAR SHALL BE USED FOR ALL MASONRY.
- C. MASONRY BEARING WALLS SHALL CONSIST OF STANDARD HOLLOW UNITS CONFORMING TO ASTM C 90 UNLESS OTHERWISE NOTED. WHERE SOLID UNITS ARE REQUIRED, PROVIDE UNITS CONFORMING TO ASTM C 145. CONCRETE MASONRY SHALL BE SAMPLED AND TESTED BY THE MASONRY SUPPLIER ACCORDING TO THE REQUIREMENTS OF "BUILDING CODE REQUIREMENTS FOR MASONRY STRUCTURES" (ACI 530/ASCE 5/TMS 402) AND "SPECIFICATIONS FOR MASONRY STRUCTURES" (ACI 530.1/ASCE 6/TMS 602) AND RESULTS SUBMITTED TO THE ENGINEER FOR APPROVAL. USE FULL HEAD JOINTS, FILL COLLAR JOINTS 100% SOLID, BOND PIERS INTO WALLS BY TOOTHING, AND BOND WALLS TO CROSS-WALLS BY TOOTHING.
- D. ALL MORTAR SHALL CONFORM TO THE REQUIREMENTS FOR PROPORTIONS, MIXING, STRENGTH, SAMPLING, TESTING, AND APPLICATION FOR PORTLAND CEMENT/LIME TYPE "S" MORTAR AS DESCRIBED IN ACI 530.
- E. MASONRY CONSTRUCTION IS TO BE INSPECTED BY AN EXPERIENCED, QUALIFIED INSPECTOR APPROVED BY THE STRUCTURAL ENGINEER. INSPECTION IS TO BE PROVIDED IN ACCORDANCE WITH THE ACI/ASCE/TMS CODE AND SPECIFICATION.
- F. ALL SOLID CMU IS TO BE 100% SOLID CMU OR HOLLOW CMU WITH ALL CELLS FILLED 100% WITH GROUT CONFORMING TO ASTM C 476.
- G. LOOSE LINTELS FOR MASONRY WALLS SHALL BE FOR EACH 4" WIDTH OF MASONRY ONE STEEL ANGLE AS FOLLOWS:
- 0'-0" TO 3'-0" 3 1/2" x 3 1/2" x 5/16"
3'-1" TO 5'-0" 4" x 3 1/2" x 5/16"
5'-1" TO 6'-6" 4" x 3 1/2" x 3/8"
6'-7" TO 8'-0" 4" x 3 1/2" x 3/8"
- H. ALL ANGLES SHALL HAVE THEIR SHORT LEG OUTSTANDING AND 6" MINIMUM BEARING LINTELS OVER OPENINGS IN INTERIOR NON-BEARING MASONRY PARTITIONS NOT OTHERWISE SPECIFIED SHALL BE PRECAST LIGHTWEIGHT CONCRETE LINTELS WITH 1 NO. 5 BAR TOP AND BOTTOM FOR EACH 4" WIDTH. ALL MULTIPLE ANGLE LINTELS SHALL BE TACK WELDED TOGETHER AT ENDS AND AT THIRD POINTS. SHORE LINTELS TO PREVENT ROTATION DURING CONSTRUCTION.
- I. LAP ALL VERTICAL REINFORCING 48 BAR DIAMETERS MINIMUM.
- J. ALL EXTERIOR WALLS AND ALL WALLS SUPPORTING LOADS OTHER THAN THEIR OWN WEIGHT SHALL BE CONSTRUCTED OF LOAD BEARING UNITS.
- K. ALL MASONRY WALLS SHALL BE REINFORCED WITH NO. 9 GAGE TRUSS-TYPE HOT DIPPED GALVANIZED JOINT REINFORCEMENT SPACED VERTICALLY AT 16" O/C U.N.O. PROVIDE CORNER AND TEE PIECES AT ALL INTERSECTIONS. LAP ALL JOINT REINFORCEMENT 6" MINIMUM.
- L. PROVIDE 16" MINIMUM DEPTH OF 100% SOLID MASONRY OR HOLLOW BLOCK FILLED SOLID WITH GROUT BELOW ALL LINTELS.
- M. BRACE AND SHORE ALL NEW MASONRY WALLS AS REQUIRED UNTIL ROOF DECKS HAVE BEEN COMPLETELY INSTALLED.
- N. PROVIDE SOLID BLOCK OR FILL WALL SOLID WITH GROUT DIRECTLY BELOW ALL CHANGES IN WALL THICKNESS OR CONSTRUCTION AS REQUIRED TO PROVIDE CONTINUOUS BEARING FOR ALL FACE SHELLS OF BLOCK.
- O. PROVIDE 8" DEEP SOLID BEARING BELOW ALL WOOD JOISTS AND STUDS BEARING ON MASONRY WALLS. SOLID BEARING SHALL BE SOLID BLOCK OR BRICK OR HOLLOW BLOCK FILLED SOLID WITH GROUT.

GENERAL NOTES

ALTERATIONS - BURGER KING # 7311
BURGERS OF BALTIMORE
9959 PULASKI HIGHWAY
MIDDLE RIVER, MD 21220

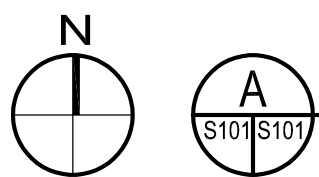
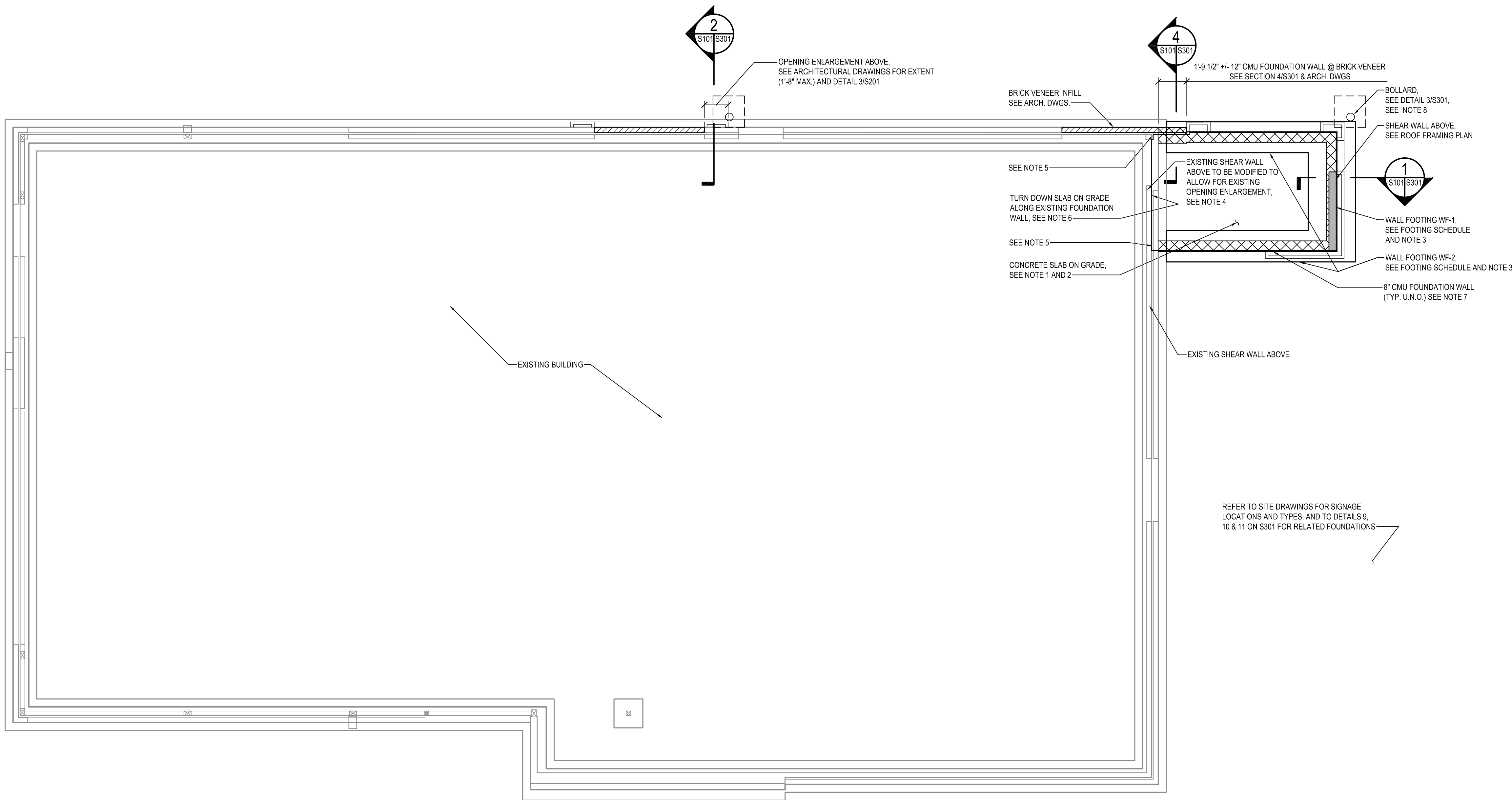
DESIGNED:	FC
DRAWN:	CG
CHECKED:	MWS
SCALE:	AS NOTED
DATE:	01/29/2021
PROJECT:	2018.0375.03.0
DRAWING:	

S001



I hereby certify that these documents were prepared or approved by me, and that I am a duly licensed professional engineer under the laws of the State of Maryland.

License # Expiration Date:



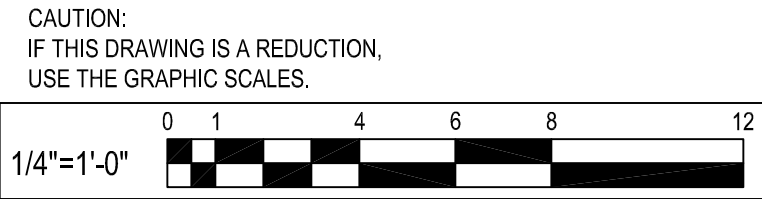
FOUNDATION PLAN

SCALE: 1/4" = 1'-0"

FOUNDATION PLAN NOTES:

1. FINISH FLOOR ELEVATION TO MATCH EXISTING, SEE ARCH. DWGS.
2. CONCRETE SLAB ON GRADE SHALL BE 5" CONCRETE SLAB REINFORCED W/ 6x6-W2.9 WWF PLACED OVER 4" THICK LAYER OF #57 STONE & 10 MIL VAPOR BARRIER.
3. BOTTOM OF FOOTING TO MATCH BOTTOM OF EXISTING ADJACENT FOOTINGS OR TO BE 2'-6" MIN. BELOW GRADE, WHICHEVER IS GREATER. IF BOTTOM OF EXISTING FOOTING IS FOUND TO BE LOCATED AT AN ELEVATION LESSER THAN 2'-6" BELOW GRADE, UNDERPINNING OF EXISTING FOOTING WILL BE REQUIRED.
4. RELOCATE EXISTING END WOOD STUDS, HOLDOWN AND ALL CONNECTED PARTS OF EXISTING SHEAR WALL TO ALLOW FOR EXISTING OPENING ENLARGMENT (SEE ARCH. DWGS FOR EXTENT (MAX. 6'-12" WIDTH INCREASE) AND ADDITIONAL INFORMATION), USE 5/8" DIAMETER ASTM F1554 GR 36 THREADED ROD W/ HIT-RE 500 V3 ADHESIVE W/ 6" MIN. EMBEDMENT DEPTH IN EXISTING CONCRETE @ RELOCATED HOLDOWN. MODIFY EXISTING PLYWOOD SHEATHING AND RECONNECT IT TO RELOCATED END STUDS W/ 10d NAILS @ 6" O/C.
5. SEE DETAIL 8/S301 FOR NEW FOOTING AT EXISTING WALL, DETAIL 2/S301 FOR CONNECTION BETWEEN EXISTING AND NEW CMU WALLS AND DETAIL 7/S301 FOR TYPICAL REINFORCED MASONRY CONSTRUCTION.
6. TURN DOWN SLAB ON GRADE TO TOP OF EXISTING CMU LEDGE AT INTERFACE WITH EXISTING SLAB / FOUNDATION WALL. ADDITIONAL REINFORCEMENT TO BE #4 @ 24" O/C L-SHAPED BARS, 24" MIN. HORIZONTAL LENGTH. VERTICAL LENGTH TO BE COORDINATED WITH TOP ELEVATION OF CMU LEDGE (VIF). PROVIDE 1/2" EXPANSION JOINT MATERIAL @ INTERFACE W/ EXISTING SLAB.
7. SEE SECTION 1/S301 FOR CMU FOUNDATION WALL INFORMATION AND DETAIL 7/S301 FOR TYPICAL REINFORCED MASONRY CONSTRUCTION.
8. COORDINATE LOCATION OF BOLLARDS WITH ARCHITECTURAL AND SITE DRAWINGS, EXISTING BUILDING FOUNDATIONS, WALLS, ETC. MUST NOT BE DEMOLISHED.
9. SEE ARCH. DRAWINGS FOR DIMENSIONS AND ELEVATIONS NOT SHOWN.

WALL FOOTING SCHEDULE				
MARK	SIZE		REINFORCEMENT	
	DEPTH	WIDTH	LONGITUDINAL	TRANSVERSAL
WF-1	12"	3'-0"	(4) #5 CONT.	#5 @ 24" O/C
WF-2	12"	2'-0"	(3) #5 CONT.	#5 @ 24" O/C



02-26-2021 PERMIT SUBMISSION

NO.	DATE	REVISION	BY

WHITNEY BAILEY COX & MAGNANI, LLC
300 East Joppa Road, Suite 200
Joppa, MD 21091
410.512.4500 www.wbcm.com

**WBCM**
Designing Infrastructure for Tomorrow®

I hereby certify that these documents were prepared or approved by me, and that I am a duly licensed professional engineer under the laws of the State of Maryland.

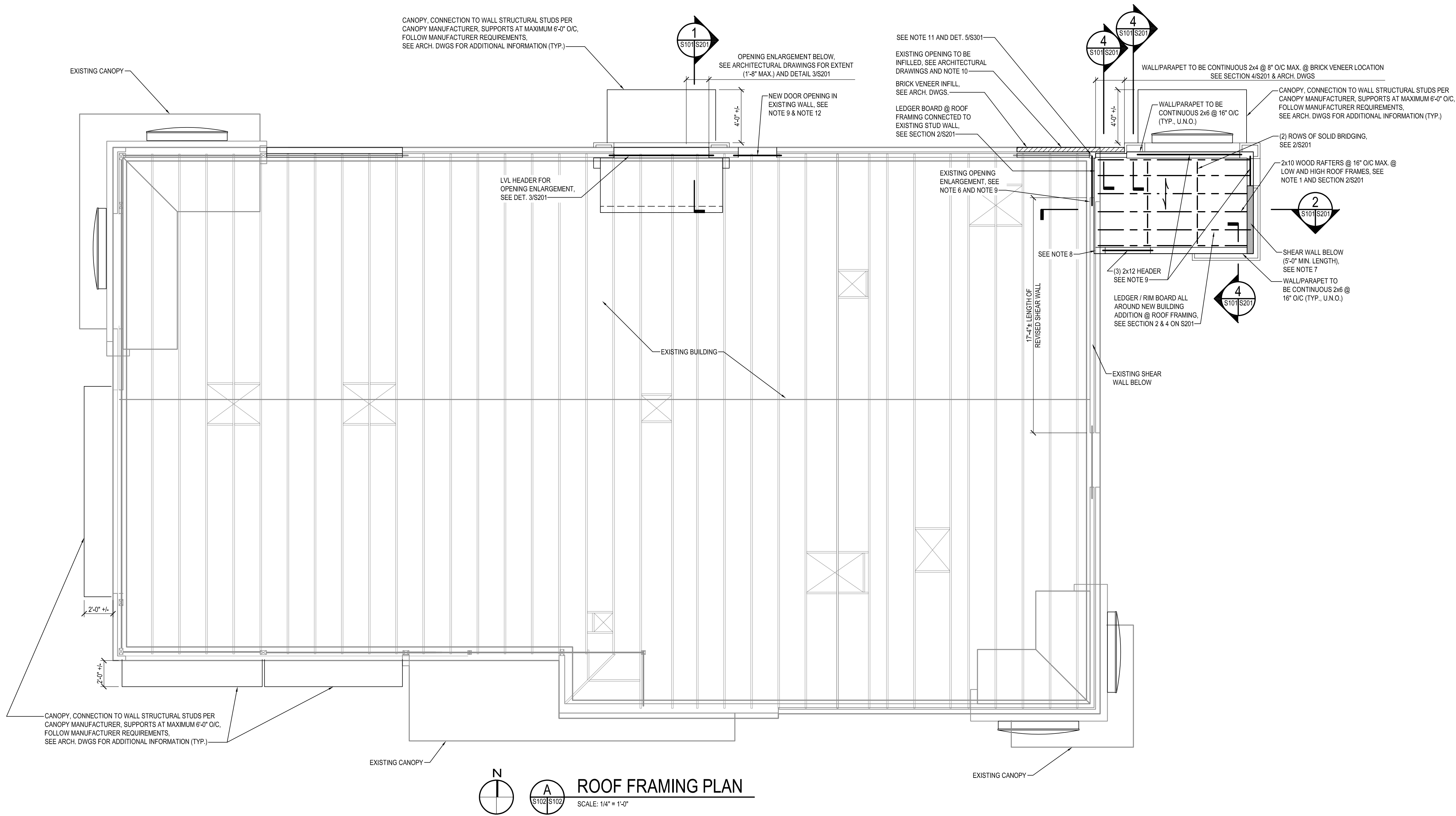
License # Expiration Date:

FOUNDATION PLAN


ALTERATIONS - BURGER KING # 7311
BURGERS OF BALTIMORE
9959 PULASKI HIGHWAY
MIDDLE RIVER, MD 21220

DESIGNED:	FC
DRAWN:	CG
CHECKED:	MWS
SCALE:	AS NOTED
DATE:	01/29/2021
PROJECT:	2018.0375.03.0
DRAWING:	

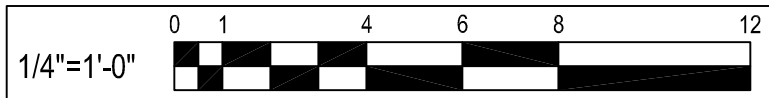
S101



ROOF FRAMING NOTES:

1. PROVIDE 5/8" EXTERIOR GRADE PLYWOOD SHEATHING OVER ROOF FRAMING, CONNECTED WITH 10d NAILS @ 6" ON CENTER @ ALL SUPPORTS (2" O/C AT LEDGER / RIM BOARDS). PROVIDE BLOCKING @ PANEL EDGES.
2. SEE ARCHITECTURAL DRAWINGS FOR DIMENSIONS & ELEVATIONS NOT SHOWN.
3.  : DENOTES SPAN DIRECTION OF SHEATHING.
4. LVL BEAMS SHALL CONFORM TO THE PUBLISHED DATA OF MANUFACTURER. INSTALLATION & CONNECTIONS SHALL CONFORM TO THE MANUFACTURER'S PUBLISHED DATA.
5. PROVIDE 5/8" EXTERIOR GRADE SHEATHING @ EXTERIOR FACE OF ALL NEW WALLS U.N.O.. PROVIDE 10d NAILS @ 4" O/C ALONG PANEL EDGES, 12" O/C FIELD.
6. EXISTING HEADER TO BE REMOVED, (2) 2x12 HEADER TO BE INSTALLED FOR OPENING ENLARGEMENT. COORDINATE WITH ARCHITECTURAL DRAWINGS FOR ELEVATION AND OPENING WIDTH (MAX. 2'-11"). NEW HEADER TO BE SUPPORTED BY MIN. (2) 2x4 JACK STUDS AND (1) 2x4 KING STUD AT NORTH END. SEE DETAIL 5/S301 FOR CONNECTION @ SOUTH END. CONTRACTOR TO VERIFY FIELD CONDITIONS PRIOR TO ORDERING MATERIALS AND CONSTRUCTION. EXISTING STRUCTURE TO REMAIN MUST BE SUPPORTED DURING ALTERATION WORK.
7. @ SHEAR WALL PROVIDE 5/8" THICK EXTERIOR GRADE WOOD STRUCTURAL PANEL (STRUCTURAL I) ON INSIDE AND OUTSIDE FACE FOR FULL HEIGHT W/ 10d NAILS @ 4" O/C @ PANEL EDGE AND @ 12" O/C IN FIELD. PROVIDE DOUBLE 2x6 AT EACH END W/ SIMPSON STRONG-TIE HDU4-SDS2.5 HOLDOWN (OR EQUIVALENT) W/ MIN. (10) 14x2-1/2 SDS WOOD FASTENERS.
8. CAREFULLY REMOVE ENTIRE EXISTING SHEAR WALL STRUCTURAL PANELS AS NECESSARY IN ORDER TO REACH EXISTING STUDS BEHIND, CONNECT NEW WALL END DOUBLE-STUDS TO EXISTING WALL WITH (2) SIMPSON STRONG-TIE SDWS 22500DB TIMBER SCREWS @ 16" O/C CONNECTED TO 2x6 BLOCKING INSTALLED BETWEEN EXISTING WOOD STUDS. INTERIOR WALL SHEATHING TO REMAIN. REINSTALL EXTERIOR SHEAR WALL STRUCTURAL PANELS AFTER BLOCKING INSTALLATION W/ 10d NAILS @ 6" O/C ALONG PANEL EDGES AND @ 12" O/C IN FIELD. NEW BLOCKING TO BE CONNECTED TO EXISTING STUDS W/ (2) SIMPSON STRONG-TIE SDWS 22400DB AT EACH END. EXISTING BRICK VENEER TO BE SELECTIVELY DEMOLISHED TO ALLOW INSTALLATION OF NEW WALL.
9. CONNECT HEADER WOOD MEMBERS W/ (2) ROWS OF 16d NAILS, 12" O/C EACH SIDE.
10. SHORE EXISTING STRUCTURE IN ORDER TO REMOVE EXISTING TRUSS GIRDER ABOVE EXISTING OPENING. REBUILD WOOD STUD BEARING WALL W/ 2x4 WOOD STUDS @ 12" O/C, REF. ARCH. DWGS FOR BRICK VENEER AND ADDITIONAL INFORMATION. TOP PLATE TO BE (2) 2x4.
11. CONNECT NEW WALL END DOUBLE-STUD TO VERTICAL 2x WOOD MEMBERS AT BUILDING CORNER WITH (2) SIMPSON STRONG-TIE SDWS 22500DB TIMBER SCREWS @ 16" O/C.
12. EXISTING WOOD STUD WALL AND BRICK VENEER TO BE SELECTIVELY DEMOLISHED AND MODIFIED. (2) 2x12 HEADER TO BE INSTALLED FOR NEW DOOR OPENING IN EXISTING WALL. JACK STUDS TO BE (3) 2x4 MIN. AND KING STUDS TO BE (1) 2x4 MIN.. STEEL UNTEL TO SUPPORT EXISTING MASONRY WALL ABOVE OPENING TO BE HOT DIPPED GALVANIZED ANGLE L 4 x 3 1/2 x 5/16 W/ 6" MIN. BEARING AT EACH END. VERIFY FIELD CONDITIONS PRIOR TO ORDERING MATERIALS AND CONSTRUCTION. EXISTING STRUCTURE TO REMAIN MUST BE SUPPORTED DURING ALTERATION WORK. SEE ARCHITECTURAL DRAWINGS FOR ADDITIONAL INFORMATION.

CAUTION:
IF THIS DRAWING IS A REDUCTION,
USE THE GRAPHIC SCALES.



P:\2018\18037503\Drawings\03-Struct\2018037503-S102_Roof Framing Plan.dwg
Feb 26, 2021 - 3:24pm User: cblisson

NO.	DATE	REVISION	BY



I hereby certify that these documents were prepared or approved by me, and that I am a duly licensed professional engineer under the laws of the State of Maryland.

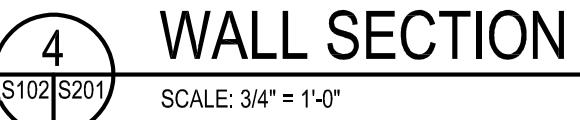
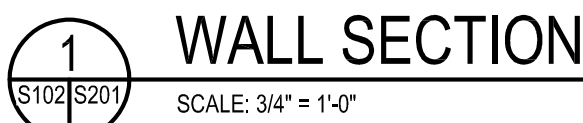
License # Expiration Date:

ROOF FRAMING PLAN	ALTERATIONS - BURGER KING # 7311
	BURGERS OF BALTIMORE
	9999 PULASKI HIGHWAY
	MIDDLE RIVER, MD 21220

DESIGNED:	FC
DRAWN:	CG
CHECKED:	MWS
SCALE:	AS NOTED
DATE:	01/29/2021
PROJECT:	2018.0375.03.0
DRAWING:	

S102

02-26-2021 PERMIT SUBMISSION



WBCM

WHITNEY BAILEY COX & MAGNANI, LLC
300 East Joppa Road, Suite 200
Baltimore, MD 21286
410.512.4500 www.wbcm.com

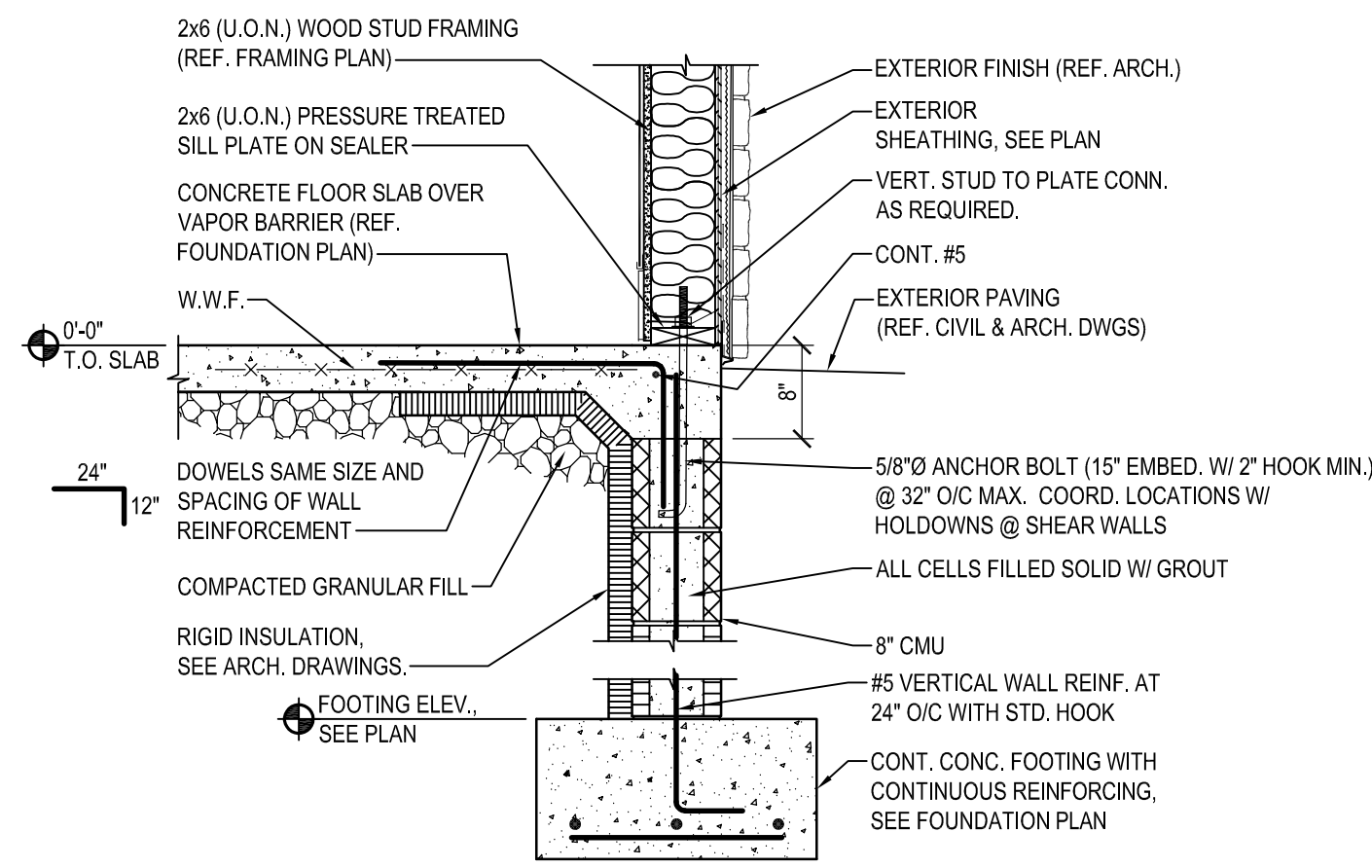
Designing Infrastructure for Tomorrow®

SECTIONS

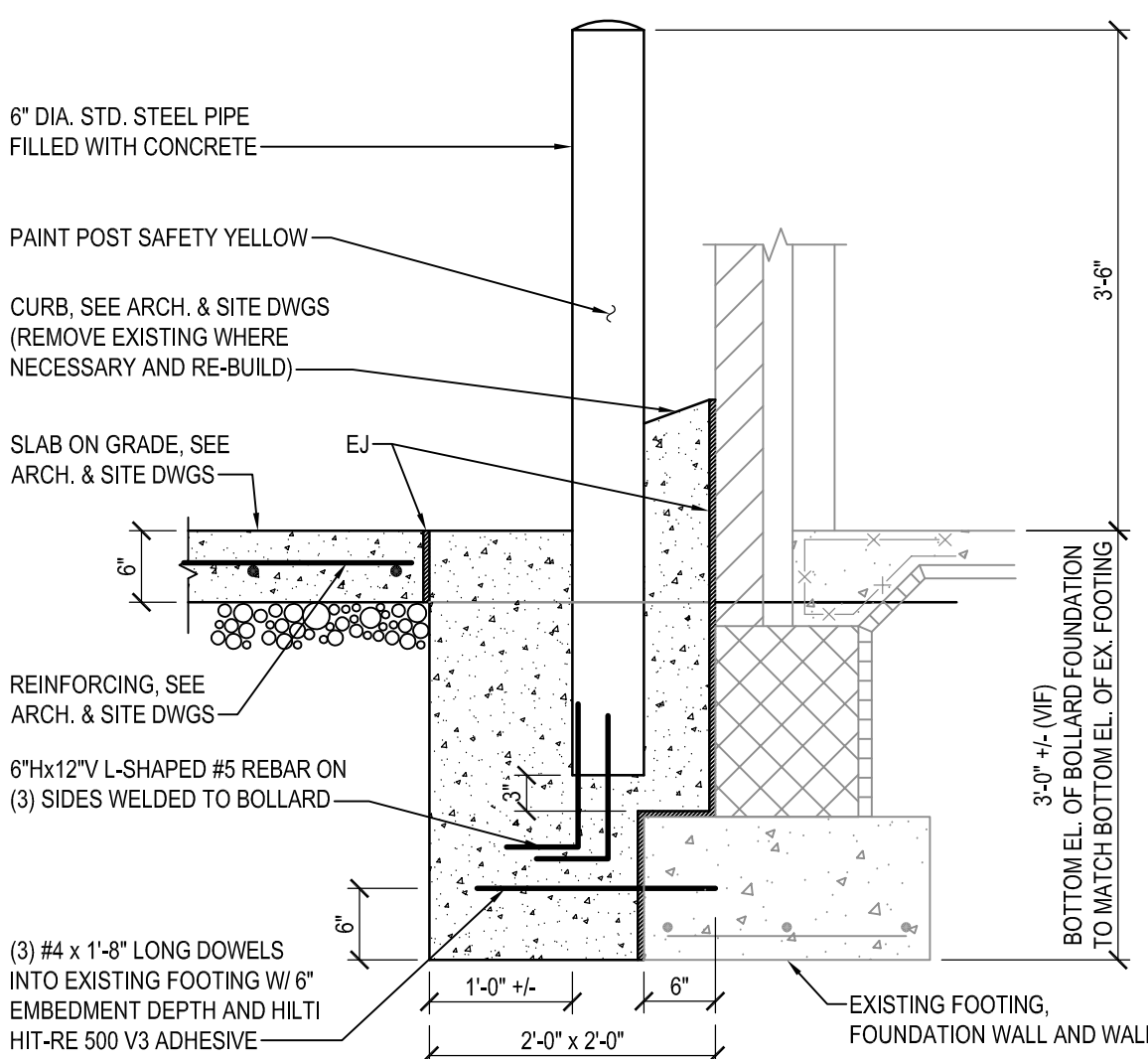
BURGERS OF BALTIMORE
9999 PULASKI HIGHWAY
MIDDLE RIVER, MD 21220

S201

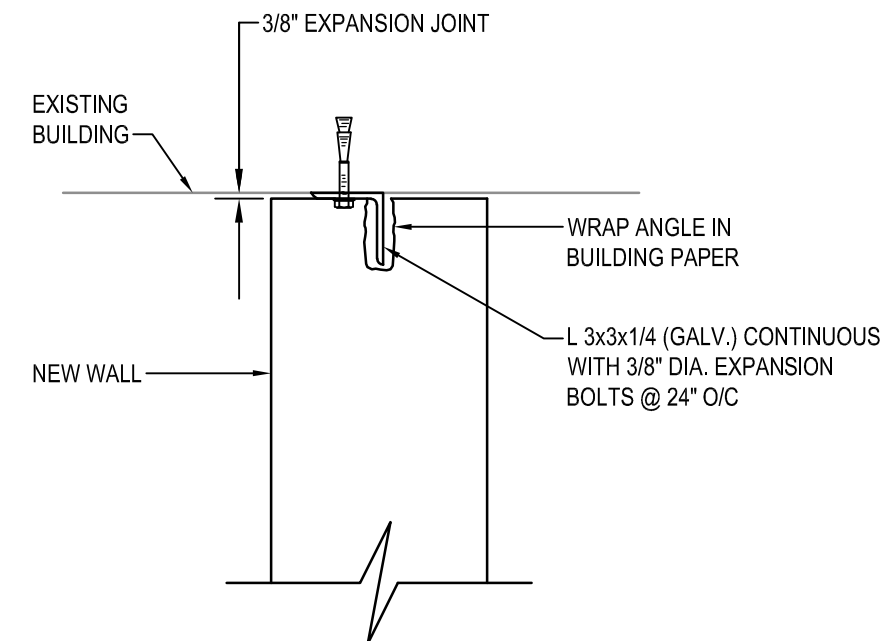
02-26-2021 PERMIT SUBMISSION



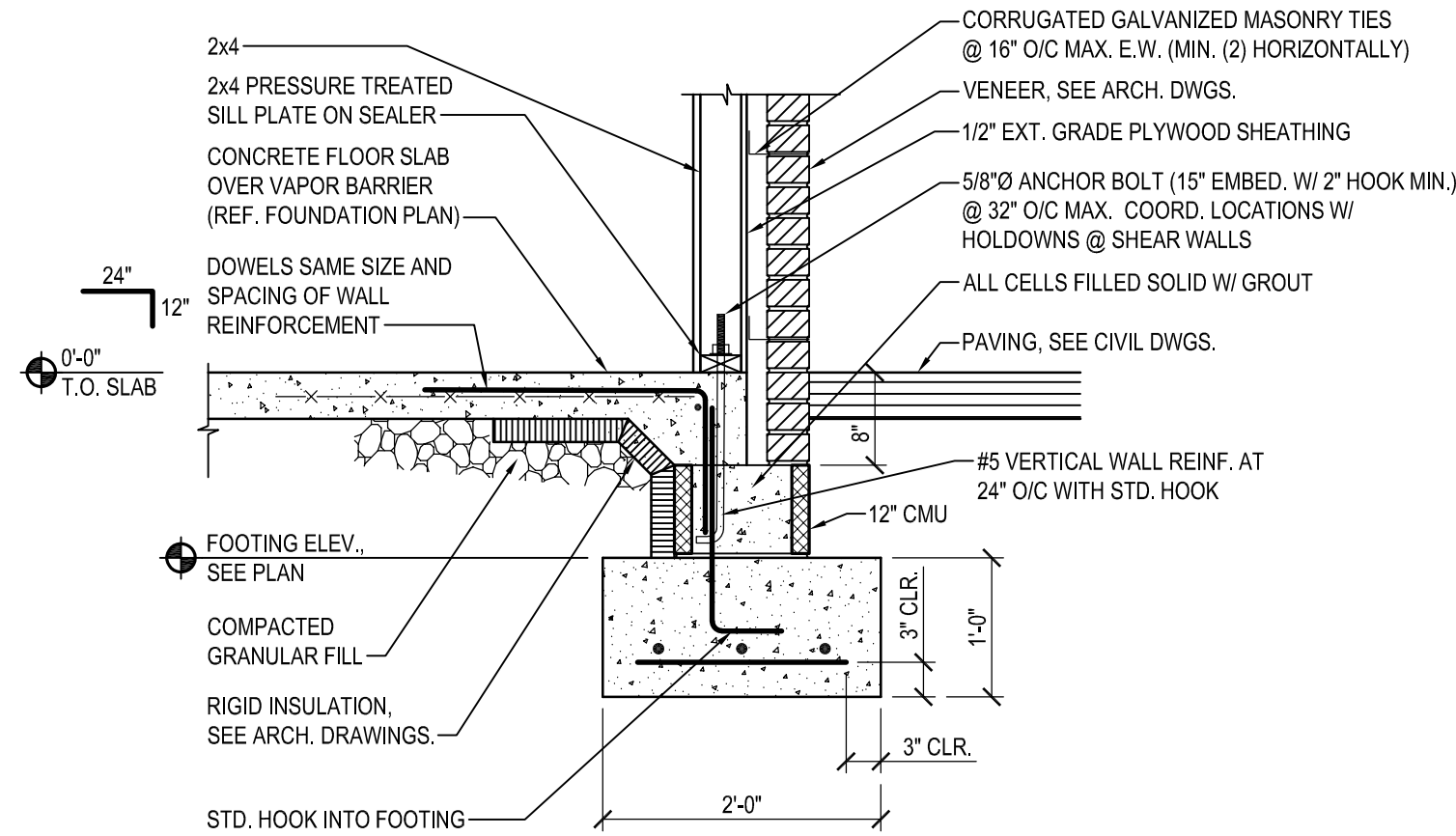
1 SECTION
S101/S301
SCALE: 3/4" = 1'-0"



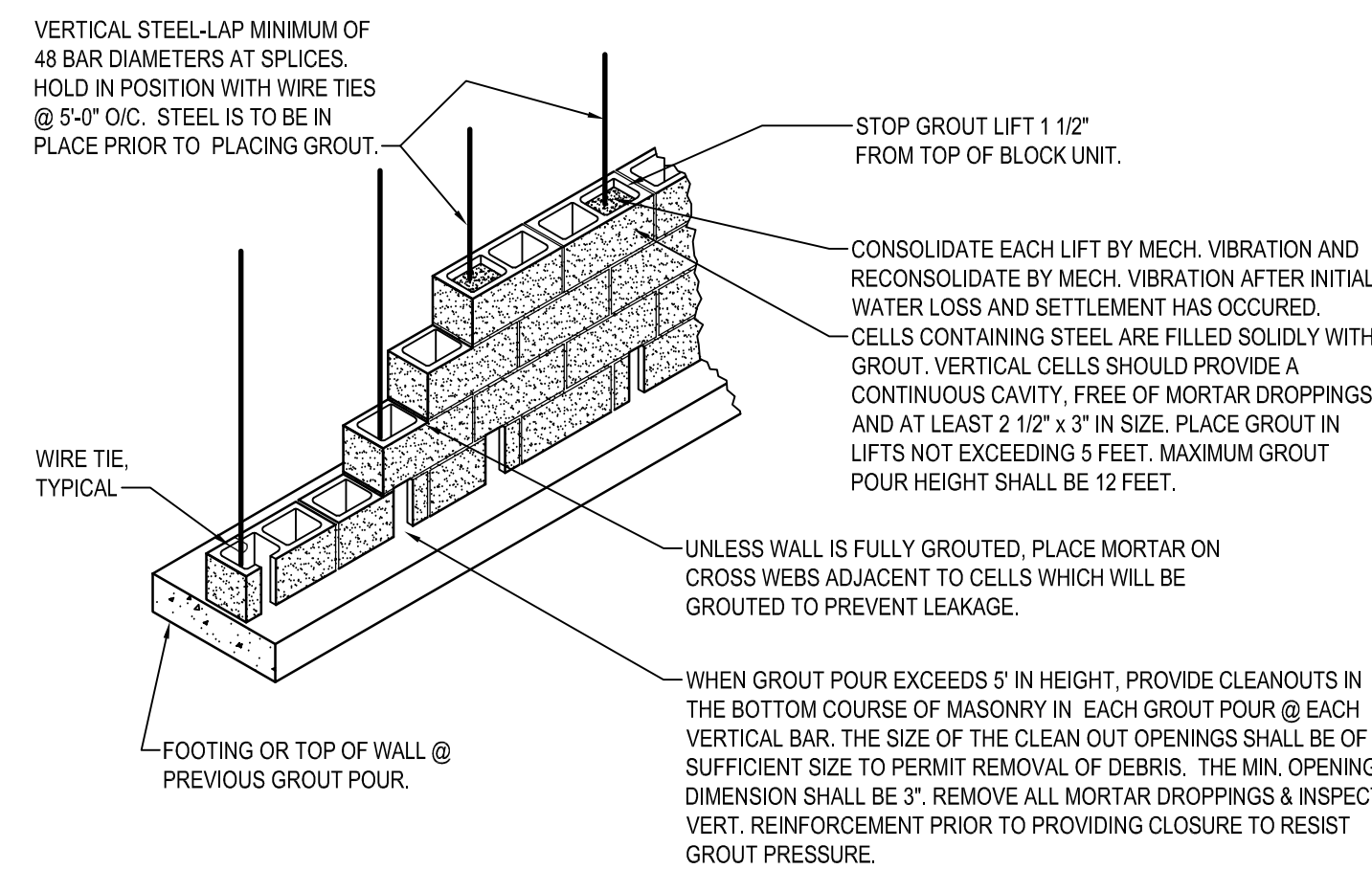
3 BOLLARD DETAIL AT EXISTING FOOTING
S101/S301
SCALE: 3/4" = 1'-0"



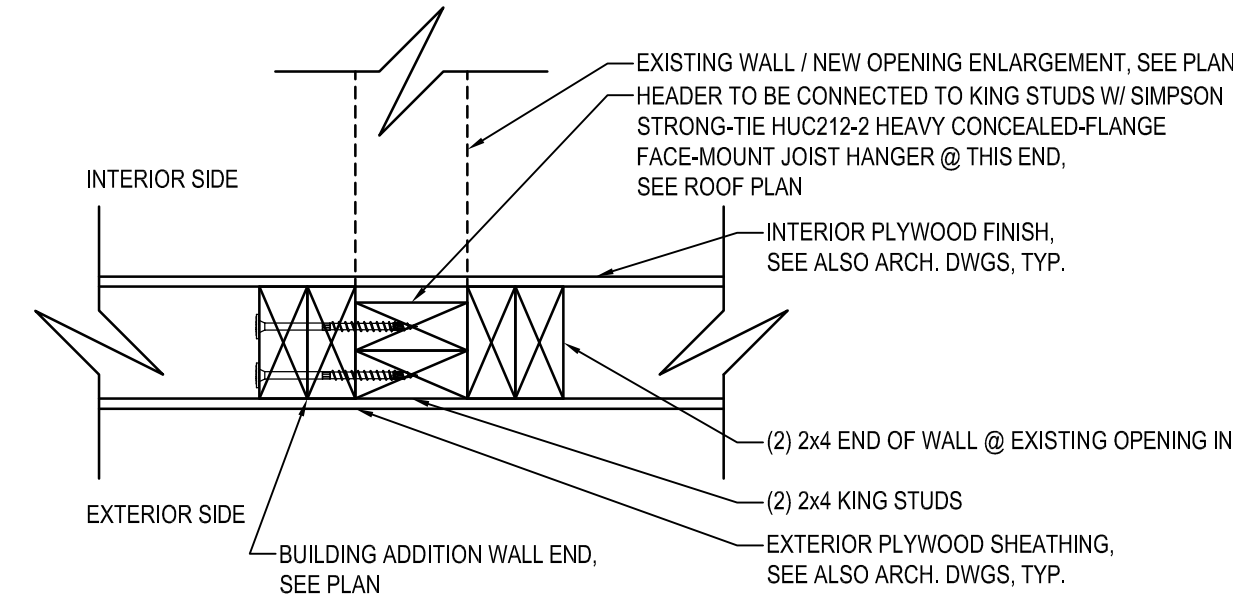
2 NEW WALL TO EXISTING FOUNDATION WALL INTERSECTION
TYP/S301
NOT TO SCALE



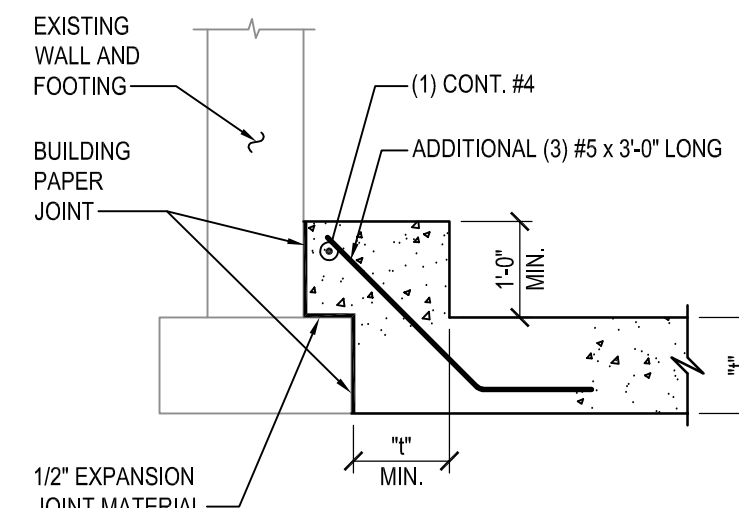
4 SECTION
S101/S301
SCALE: 3/4" = 1'-0"



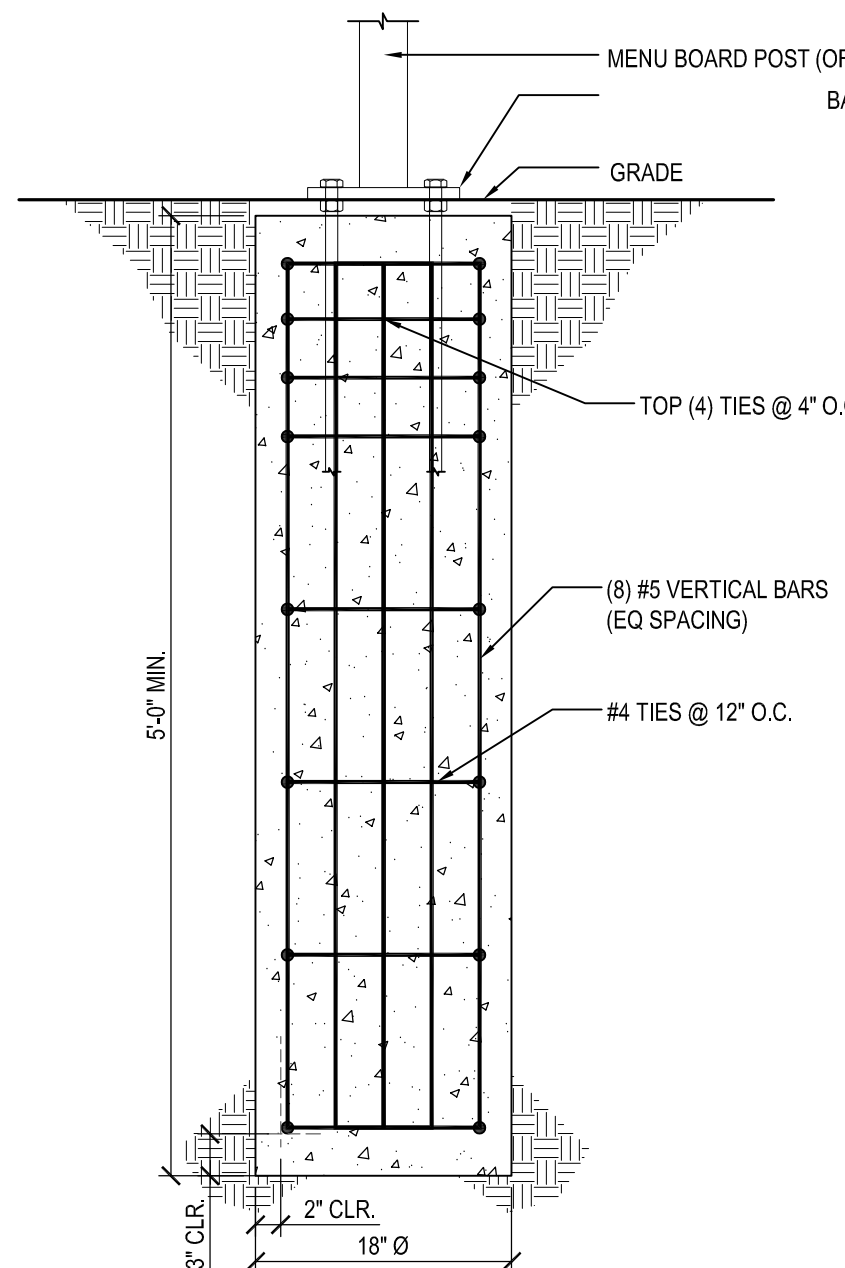
7 REINFORCED MASONRY CONSTRUCTION
S101/S301
NOT TO SCALE



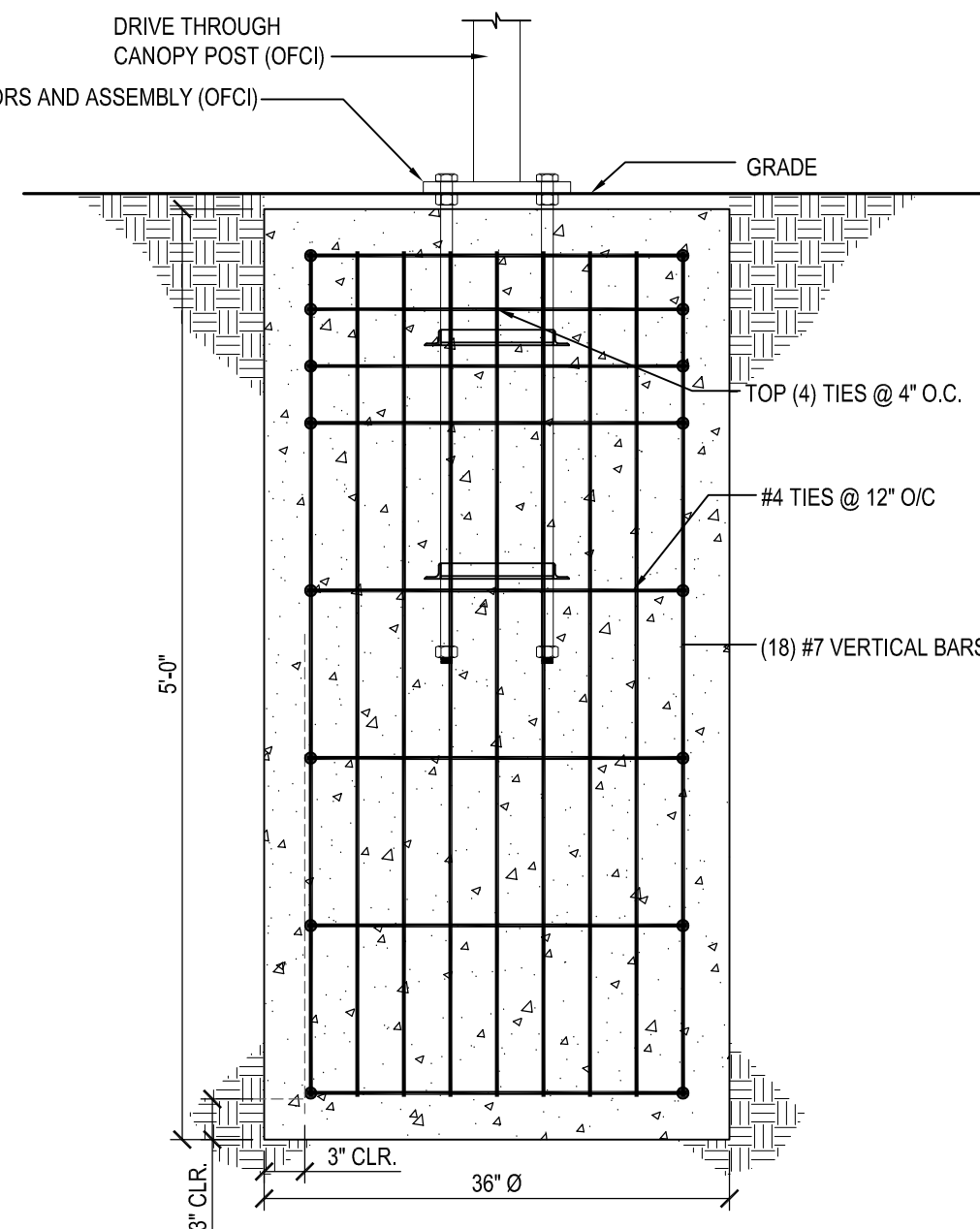
5 BLDG ADDITION WALL CONNECTION @ BLDG CORNER
TYP/S301
NOT TO SCALE



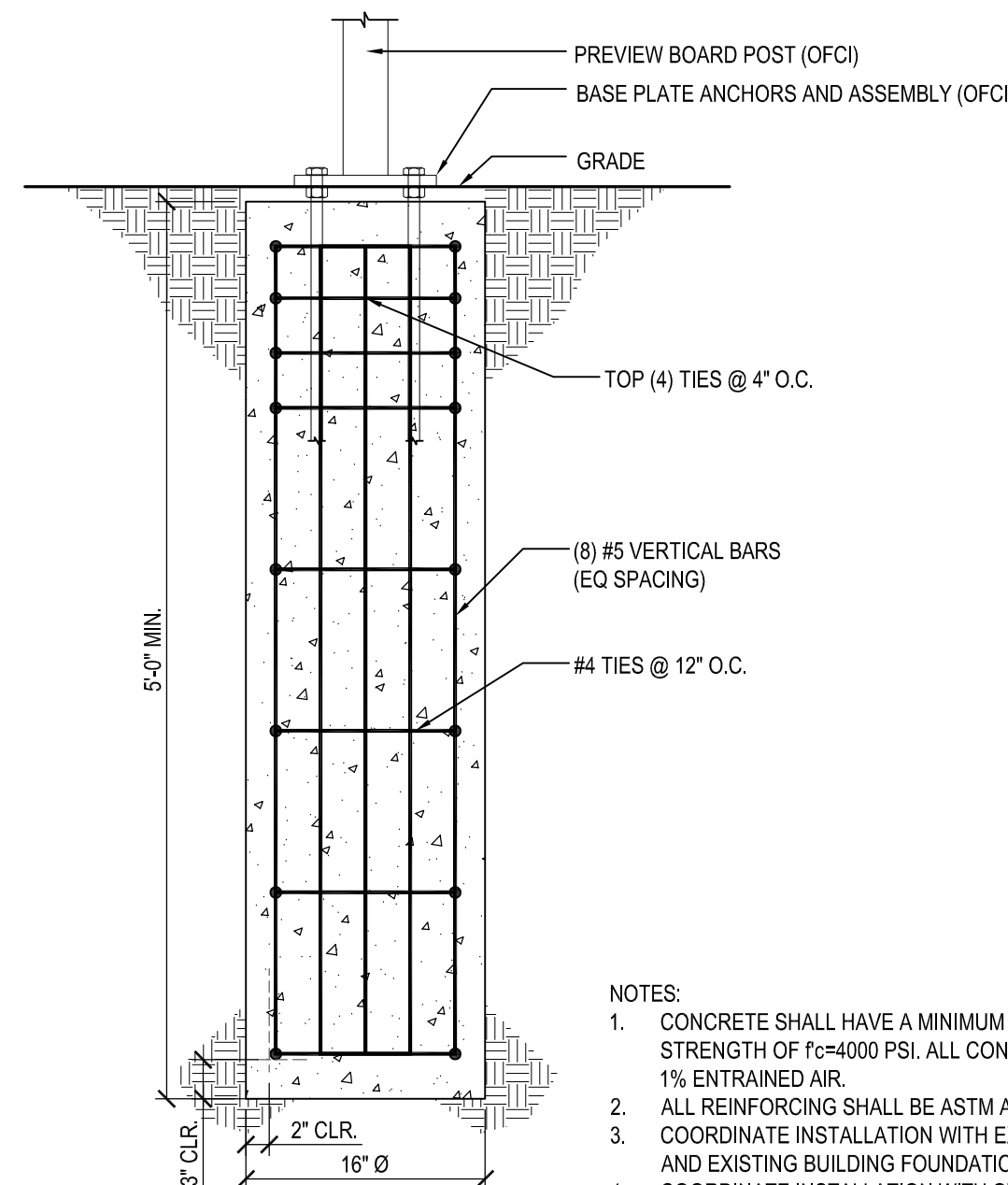
8 TYPICAL FOOTING AT EXISTING WALL
TYP/S301
NOT TO SCALE



9 MENU BOARD & CLEAR. SIGN FOOTING DETAIL
S101/S301
SCALE: 1" = 1'-0"




10 DRIVE THRU ORDER CONFIRMATION UNIT & CANOPY FOOTING DETAIL
S101/S301
SCALE: 1" = 1'-0"



11 PREVIEW BOARD FOOTING DETAIL
S101/S301
SCALE: 1" = 1'-0"

- NOTES:
1. CONCRETE SHALL HAVE A MINIMUM 28 DAY COMPRESSIVE STRENGTH OF $f_c=4000$ PSI. ALL CONCRETE SHALL HAVE 5% ± 1% ENTRAINED AIR.
 2. ALL REINFORCING SHALL BE ASTM A-615 GRADE 60.
 3. COORDINATE INSTALLATION WITH EXISTING & NEW UTILITIES, AND EXISTING BUILDING FOUNDATIONS.
 4. COORDINATE INSTALLATION WITH OWNER.



NO.	DATE	REVISION	BY

WHITNEY BAILEY COX & MAGNANI LLC
300 East Joplin Road Suite 200
Joplin, MO 64501
417.512.4500 www.wbcm.com

WBCM
Designing Infrastructure for Tomorrow®

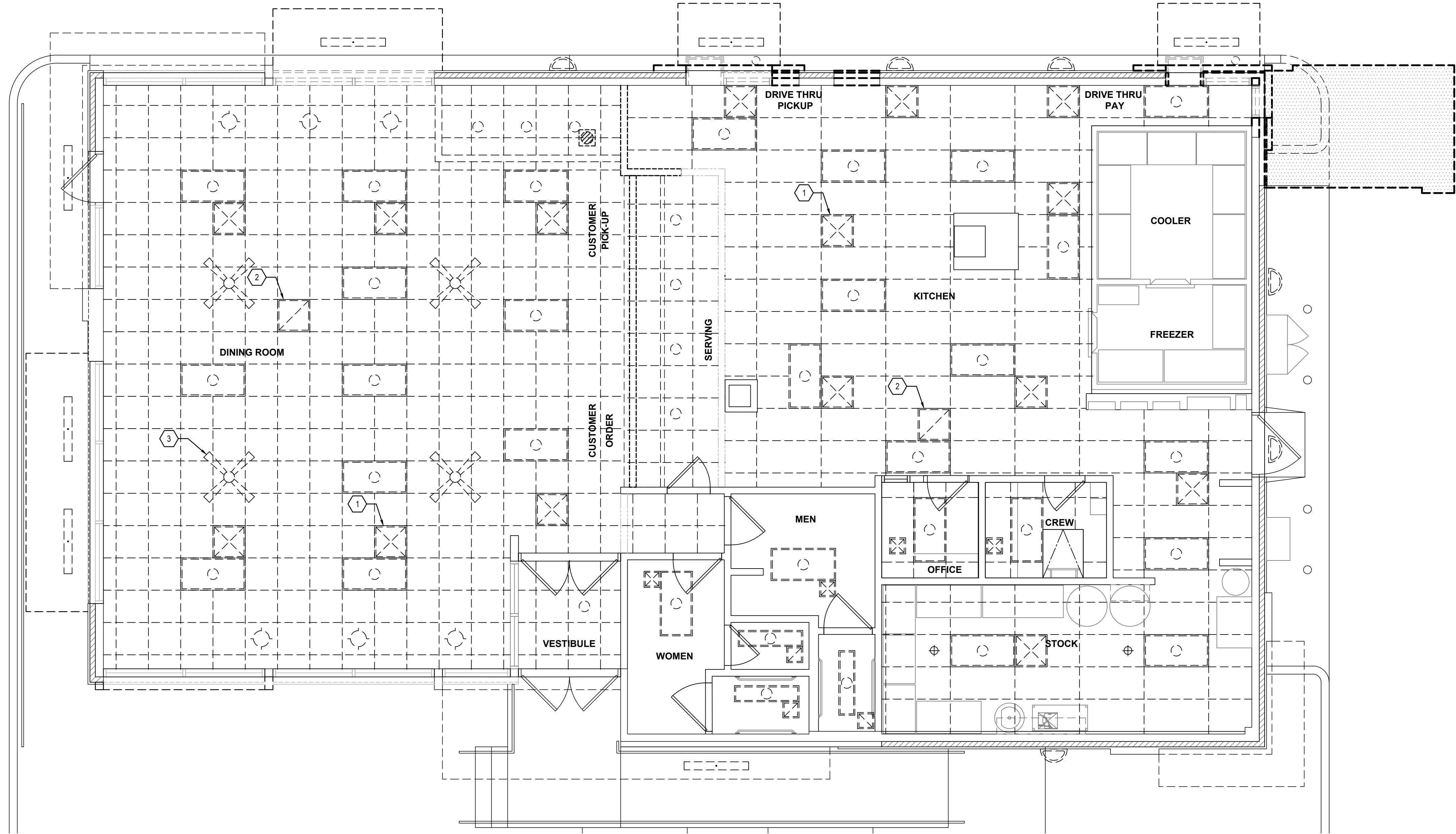
I hereby certify that these documents were prepared or approved by me, and that I am a duly licensed professional engineer under the laws of the State of Maryland.

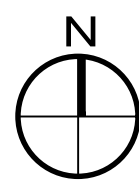
License # Expiration Date:

SECTIONS	ALTERATIONS - BURGER KING # 7311
	BURGERS OF BALTIMORE 9999 PULASKI HIGHWAY MIDDLE RIVER, MD 21220

DESIGNED:	FC
DRAWN:	CG
CHECKED:	MWS
SCALE:	AS NOTED
DATE:	01/29/2021
PROJECT:	2018.0375.03.0
DRAWING:	

S301



 **MECHANICAL DEMOLITION**
SCALE: 1/4" = 1'-0"


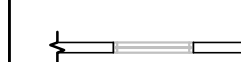




GENERAL SHEET NOTES

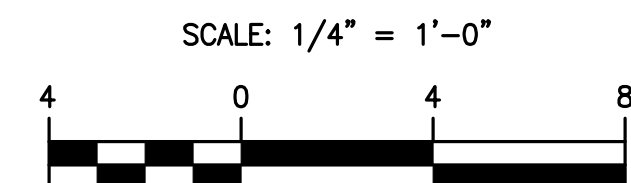
1. CONTRACTOR TO COORDINATE CONSTRUCTION AND CONTINUED OPERATIONS SCHEDULING WITH THE OWNER.
2. ALL EQUIPMENT AND WORK TO REMAIN SHALL BE SUITABLY PROTECTED AGAINST DAMAGE.
3. CONTRACTOR TO NOTIFY ARCHITECT OF ANY VARIATION OF EXISTING CONDITIONS TO INFORMATION PROVIDED ON THE DRAWINGS. NOTIFY ARCHITECT OF ANY STRUCTURAL DEFICIENCIES FOUND IN THE FIELD.
4. USE CARE DURING DEMOLITION WORK TO PREVENT DAMAGE TO EXISTING BUILDING COMPONENTS TO REMAIN.

SHEET KEYNOTES

1. REMOVE EXISTING DIFFUSER, RETAIN ALL DUCTWORK FOR RE-CONNECTION, TYPICAL.
2. REMOVE EXISTING RETURN GRILLE, TYPICAL.
3. REMOVE EXISTING CEILING FAN.

CONSTRUCTION LEGEND

- | | |
|---|---|
|  | EXISTING PARTITION TO REMAIN. |
|  | EXISTING WINDOW AND FRAME TO REMAIN. |
|  | EXISTING DOOR AND FRAME TO REMAIN. |
|  | EXISTING PARTITION TO BE DEMOLISHED. |
|  | EXISTING WINDOW AND FRAME TO BE DEMOLISHED. |
|  | EXISTING DOOR AND FRAME TO BE DEMOLISHED. |



04-21-2021 BID SET SUBMISSION

NO.	DATE	REVISION	BY



I hereby certify that these documents were prepared or approved by me, and that I am a duly licensed professional architect under the laws of the State of Maryland.

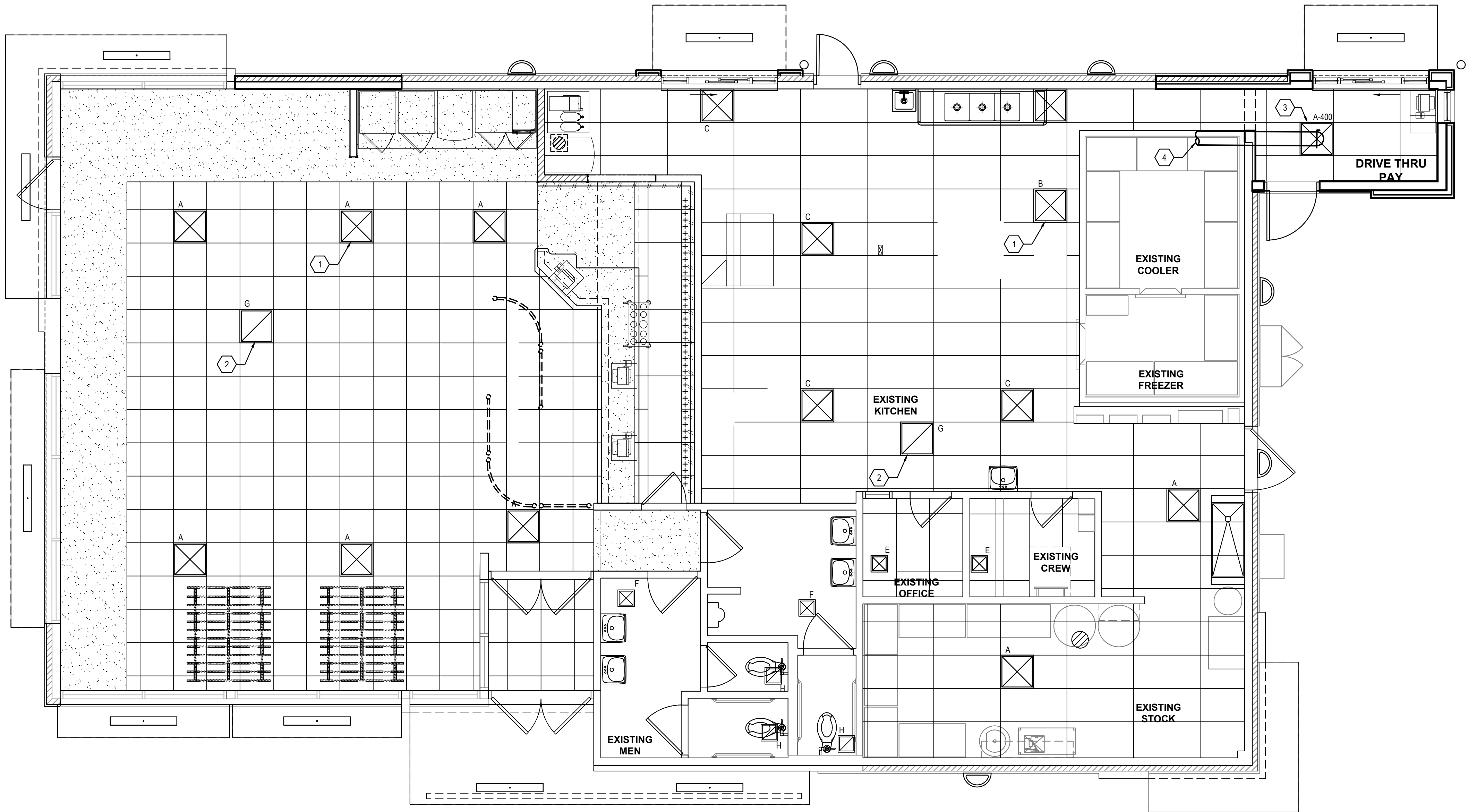
License # Expiration Date:


MECHANICAL DEMOLITION

ALTERATIONS - BURGER KING # 7311
BURGERS OF BALTIMORE
9889 PULASKI HIGHWAY
MIDDLE RIVER, MD 21220


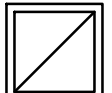

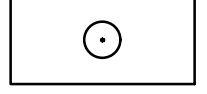

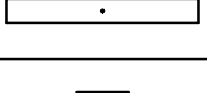
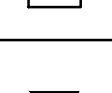


DESIGNED:
DRAWN:
CHECKED: JWA
SCALE: 1/4" = 1'-0"
DATE: 04/12/2021
PROJECT: 2018.0375.03.0
DRAWING:

MD101



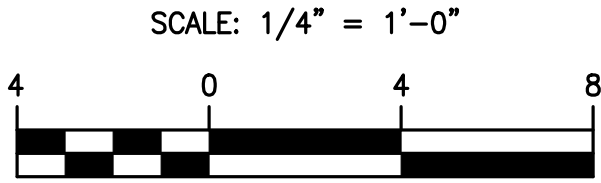
 **MECHANICAL PLAN**
SCALE: 1/4" = 1'-0"

AIR DEVICE SCHEDULE									
SYM.	SIZE	TYPE	DUCT SIZE	MODEL #	FINISH	BOOT SIZE	OPENING SIZE	QTY	
A*	24X24	SUPPLY 4 WAY	12"	NCA12	WHITE	12"	T-BAR	4	
A0**	24"	SUPPLY ROUND	12"	PARCD-14	WHITE	---	---	8	
B*	24X24	SUPPLY 2 WAY (PARALLEL)	12"	NCA12-2P	WHITE	12"	T-BAR	3	
C*	24X24	SUPPLY 3 WAY	10"	NCA12-2C	WHITE	10"	T-BAR	1	
D*	24X24	SUPPLY 2 WAY (CORNER)	10"	NCA10-3	WHITE	12"	T-BAR	1	
E*	12X12	SUPPLY 1 WAY W/O.B.D.	8"	630	WHITE	12X12	SIZE + 1/4"	1	
F	12X12	SUPPLY 1 WAY W/O.B.D.	6"	630	WHITE	12X12	SIZE + 1/4"	2	
G	24X24	RETURN	18"	630TR	WHITE	22X22	T-BAR	3	
H	12X12	EXHAUST	6"	630	WHITE	12X12	SIZE + 1/4"	4	
ALL DIFFUSERS SHALL BE MANUFACTURED BY METALAIR OR EQUIVALENT AND 100% ALUMINUM CONSTRUCTION									
* PROVIDE WITH PVC9 SLIDING-BLADE DAMPER AND THREE 24X24 LAY-IN FRAMES FOR INSTALLATION IN SHEETROCK CEILING									
** PROVIDE WITH SIX 14"8-TO-12"8 REDUCERS FOR INSTALLATION ON TOP OF DIFFUSERS									
NOTE: LOCATION AND ORIENTATION OF DIRECTIONAL BLOW PATTERN DIFFUSERS IN THE KITCHEN IS CRITICAL. INSTALLER WILL ENSURE PROPER INSTALLATION OF DIFFUSERS. CONTACT THE NCA CONSULTANTS PROJECT COORDINATOR IMMEDIATELY WITH ANY CONFLICTS THAT PREVENT INSTALLATION PER THE PROPOSED DESIGN.									

SYMBOLS LEGEND		REF. SHEET M-1 FOR SPEC.
SYMBOL	DESCRIPTION	
	SUPPLY AIR DIFFUSERS	REFERENCE SHEET E-1 FOR SPECIFICATIONS
	RETURN AIR GRILLES	
	EXHAUST FAN GRILLES	
	2X4 RECESSED FLAT LENS (NIGHT LIGHT WHEN SHOWN HATCHED)	
	SURFACE MOUNTED EXTERIOR WALL SCONCE	REFERENCE SHEET E-1 FOR SPECIFICATIONS
	WET LISTED 4-0" CANOPY LIGHT USED UNDER CLOSED CANOPIES	
	WALL MOUNTED SECURITY LIGHT	
	EMERGENCY LIGHT	
	EXIT LIGHT	

- ### GENERAL SHEET NOTES
- CONTRACTOR SHALL TAKE NOTE OF EXISTING THROW PATTERN OF DIFFUSERS PRIOR TO DEMOLITION AND REPLACEMENT DIFFUSER SHALL MATCH EXISTING PATTERN AND ORIENTATION.

- ### SHEET KEYNOTES
- PROVIDE NEW DIFFUSER, TYPICAL. MATCH EXISTING AIR DISTRIBUTION PATTERN.
 - PROVIDE NEW RETURN GRILLE, TYPICAL.
 - PROVIDE NEW DIFFUSER AT LISTED CFM.
 - PROVIDE 10"Ø FLEX DUCT TO EXISTING SUPPLY PLENUM BOX IN APPROXIMATELY LOCATION.



BY									
REVISION									
DATE									
NO.									

WHITNEY VALLEY COX & BACHMAN, LLC
300 East
Baltimore, MD 21288
410.512.4500 www.wbcm.com

WBCM
Designing Infrastructure for Tomorrow®

I hereby certify that these documents were prepared or approved by me, and that I am a duly licensed professional architect under the laws of the State of Maryland.

License # Expiration Date:

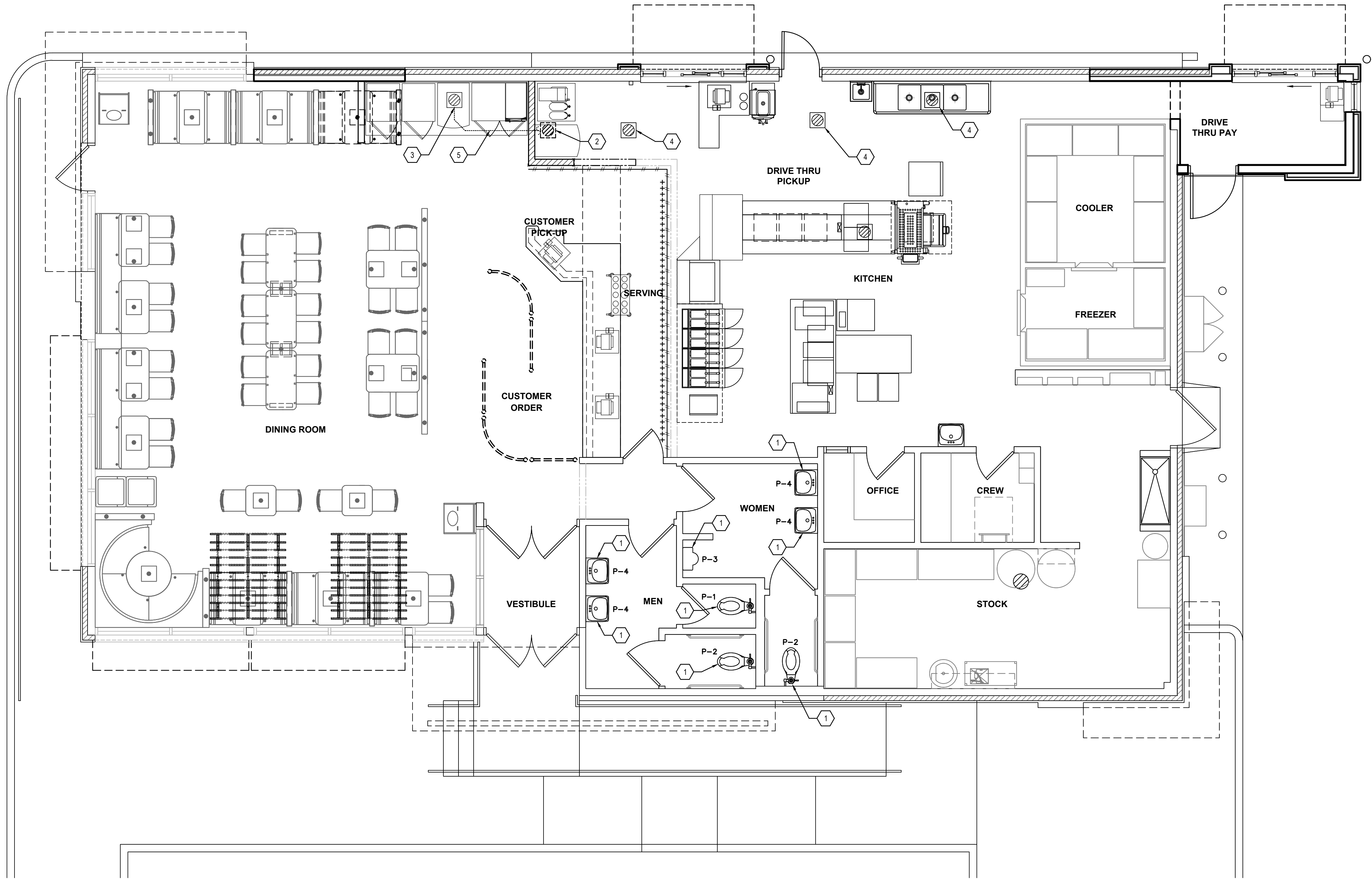
MECHANICAL PLAN

ALTERATIONS - BURGER KING # 7311

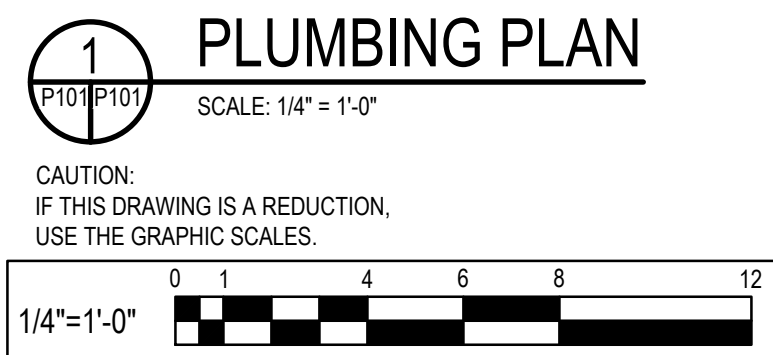
BURGERS OF BALTIMORE
9889 PULASKI HIGHWAY
MIDDLE RIVER, MD 21220

DESIGNED:	SWC
DRAWN:	LHD
CHECKED:	JWA
SCALE:	1/4"= 1'-0"
DATE:	04/12/2021
PROJECT:	2018.0375.03.0
DRAWING:	

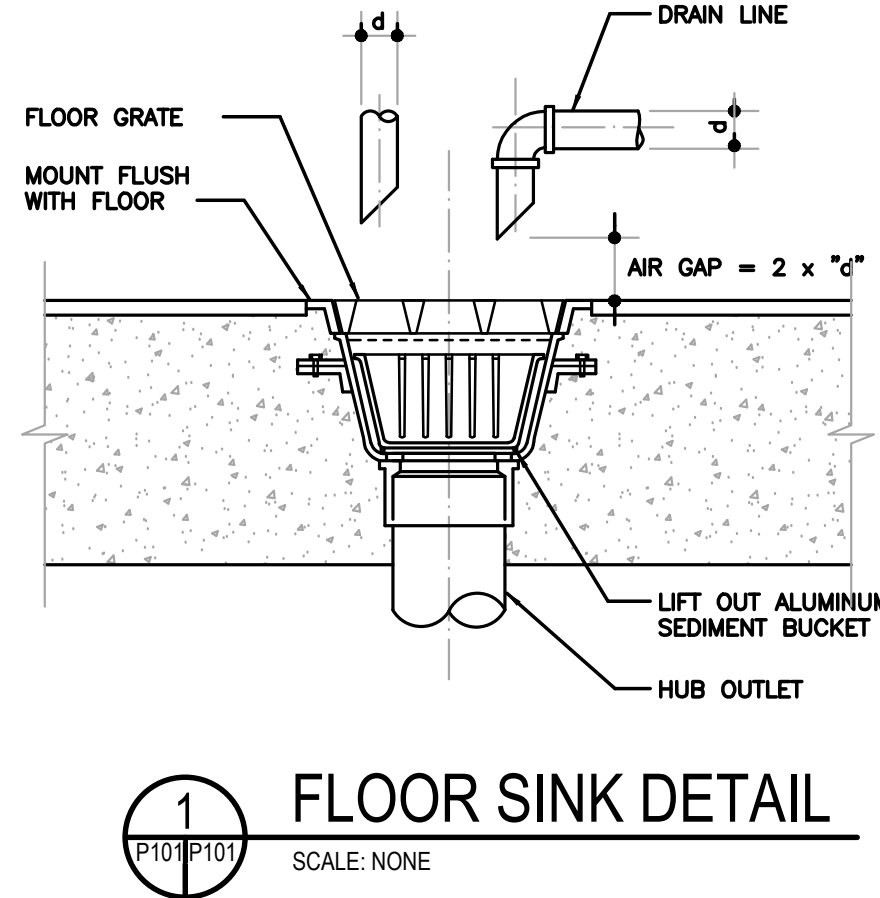
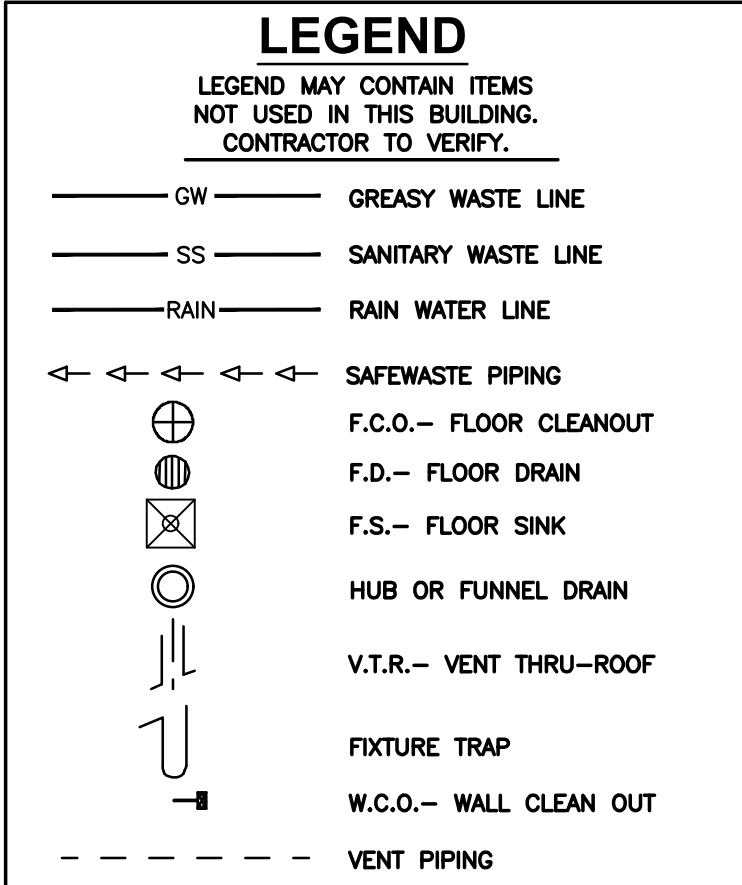
M101



- SHEET KEYNOTES**
1. REMOVE EXISTING PLUMBING FIXTURES AND REPLACE IN EXISTING LOCATIONS.
 2. REMOVE EXISTING FLOOR SINK, PATCH AND REPAIR FLOOR TO MATCH EXISTING.
 3. NEW FLOOR SINK
 4. EXISTING TO REMAIN FLOOR DRAIN/FLOOR SINK.
 5. EXTEND EXISTING UNDERSLAB SANITARY TO FLOOR SINK.



PLUMBING FIXTURE SCHEDULE					
MARK	FIXTURE	MANUFACTURER	MODEL NUMBER	MODEL NAME	VALVE
P-1	WATER CLOSET	AMERICAN STANDARD	2234.015	MADERA	SLOAN ROYAL #110 ZURN #Z6000AV-HET 1.25GPF
		KOHLER	4350	WELLCOMME	
		ZURN	Z5655.001.01.00.00	-	
P-2	WATER CLOSET - ADA	AMERICAN STANDARD	3043.001	MADERA	SLOAN ROYAL #110 ZURN #Z6000AV-HET 1.25GPF
		ELJER	091-2175	PATRIOT	
		ZURN	Z5665.001.01.00.00		
P-3	URINAL - ADA	AMERICAN STANDARD	6506.011	WASHBROOK	SLOAN ROYAL #186 ZURN #Z6003AV-EWS .50 GPF
		KOHLER	K-4960-ET	BARDON	
		ZURN	Z5751.196.00		
P-4	LAVATORIES	ZURN	Z5344		KOHLER K-15598 FAUCET -OR- ZURN #7440-XL FAUCET
		KOHLER	K-2054	SOHO	
P-5	MOP SINK	CAST IN PLACE			CHICAGO #897-CP -OR- AMERICAN STANDARD #8344.111 -OR- KOHLER #8907
P-6	WATER HEATER	RINNAI -OR- RINNAI	C1991 RUR98I	REU-KBD3237FFUDC-US REU-KBP3237FFUD-US	
P-7	TEMPERING VALVE	WATTS	N170L-M2		
P-8	FLOOR SINK	JOSAM	49300 (49320A AT 3-COMP SINK)		
		J.R. SMITH	3100 (3111 AT 3-COMP SINK)		
		ZURN	Z1910 (Z1900 AT 3-COMP SINK)		
P-9	FLOOR DRAIN	JOSAM	30000-50		
		J.R. SMITH	2010-AP		
		ZURN	Z-415B-P		
NOTES: 1. COMPARABLE FIXTURES BY AMERICAN STANDARD, ELJER AND KOHLER ARE ACCEPABLE. 2. TOILET SEATS TO BE CHURCH 9500SSC, KOHLER K-4671-C, OLSONITE #10C OR EQUAL. 3. IN SINGLE USE RESTROOMS ALL FIXTURE MUST BE ADA COMPLIANT.					



NO.	DATE	REVISION	BY

WHITNEY GALEY COX & MACANALI, LLC
300 East Pratt Street, Suite 200
Baltimore, MD 21202
410.512.4500 www.wbcm.com

WBCM
Designing Infrastructure for Tomorrow®

I hereby certify that these documents were prepared or approved by me, and that I am a duly licensed professional architect under the laws of the State of Maryland.

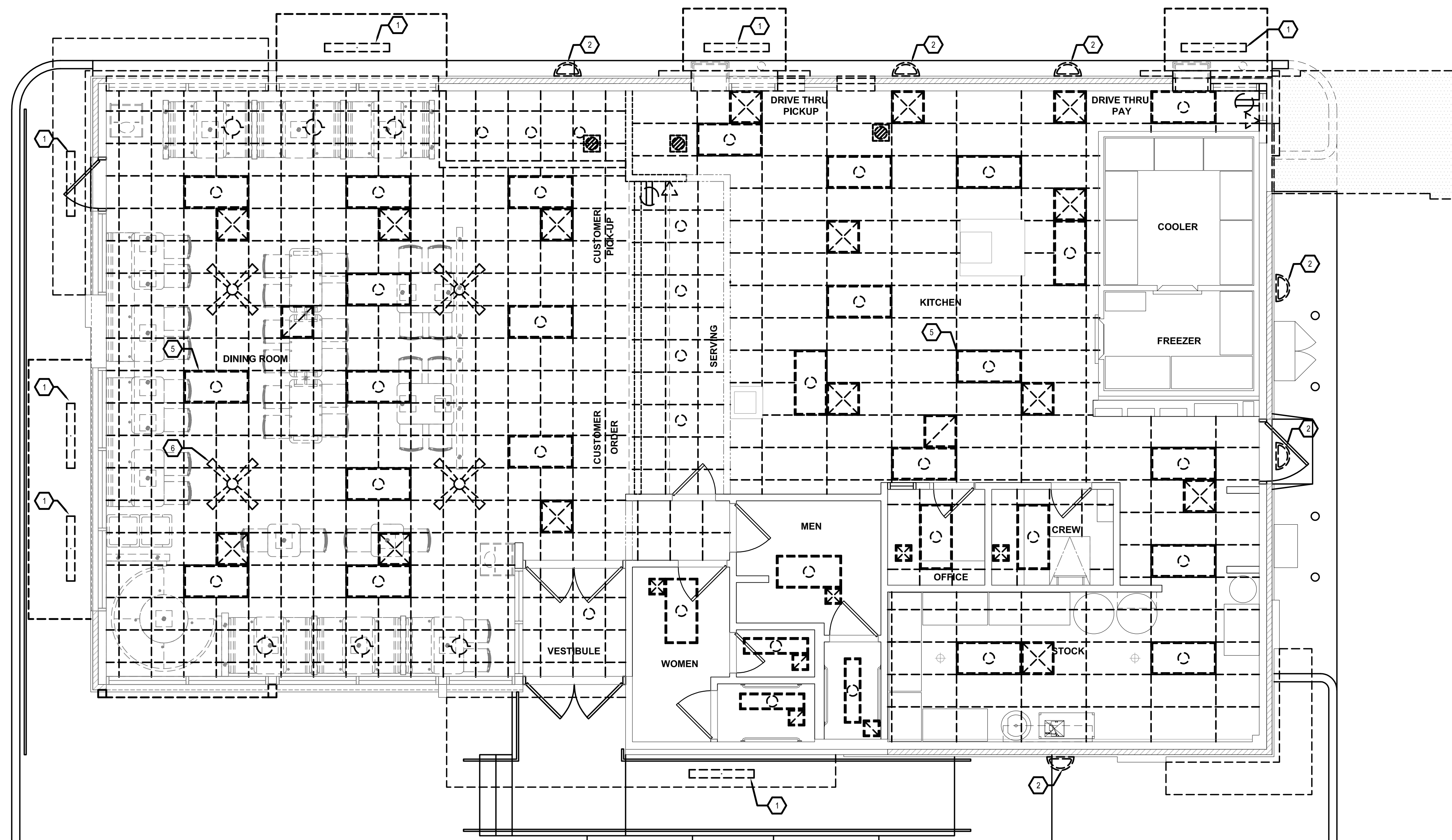
License # Expiration Date:

PLUMBING PLAN

ALTERATIONS - BURGER KING # 7311
BURGERS OF BALTIMORE
9889 PULASKI HIGHWAY
MIDDLE RIVER, MD 21220

DESIGNED:	SWC
DRAWN:	LHD
CHECKED:	JWA
SCALE:	1/4"= 1'-0"
DATE:	04/12/2021
PROJECT:	2018.0375.03.0
DRAWING:	

P101



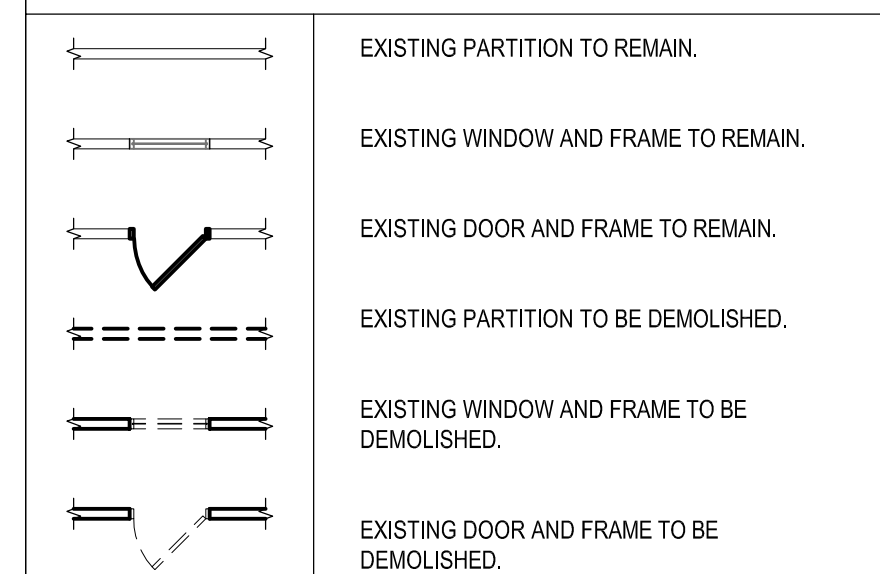
GENERAL SHEET NOTES

1. CONTRACTOR TO COORDINATE CONSTRUCTION AND CONTINUED OPERATIONS SCHEDULING WITH THE OWNER.
2. WHERE WORK PASSES THROUGH THE RENOVATED AREA TO SERVE OTHER PORTIONS OF THE BUILDING OR WORK IN THE RENOVATION AREA TO REMAIN, IT SHALL BE SUITABLY RELOCATED AND THE SYSTEM RESTORED TO NORMAL.
3. ALL EQUIPMENT AND WORK TO REMAIN SHALL BE SUITABLY PROTECTED AGAINST DAMAGE.
4. CONTRACTOR TO NOTIFY ARCHITECT OF ANY VARIATION OF EXISTING CONDITIONS TO INFORMATION PROVIDED ON THE DRAWINGS. NOTIFY ARCHITECT OF ANY STRUCTURAL DEFICIENCIES FOUND IN THE FIELD.
5. USE CARE DURING DEMOLITION WORK TO PREVENT DAMAGE TO EXISTING BUILDING COMPONENTS TO REMAIN.
6. ALL REMOVED WALL DEVICE PENETRATIONS SHALL BE PATCHED AND PAINTED TO MATCH EXISTING WALL COLOR OR FINISH PER ARCHITECTURAL DIRECTION.

SHEET KEYNOTES

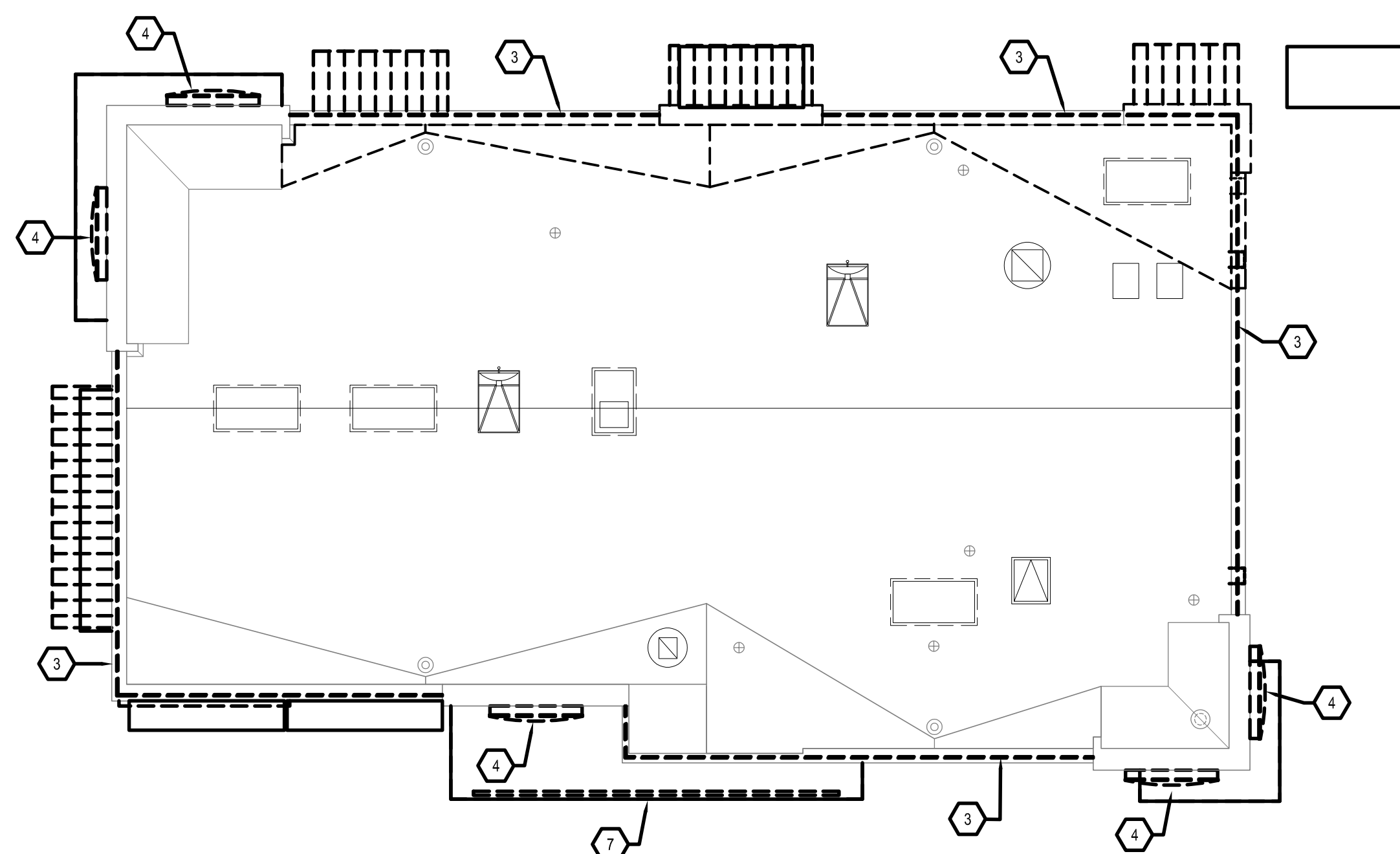
1. REMOVE EXISTING CANOPY MOUNTED LIGHT FIXTURE. RETAIN EXISTING WIRING AND CONDUIT FOR RE-CONNECTION TO NEW LIGHT FIXTURES.
2. REMOVE WALL MOUNTED LIGHT FIXTURE AND REPLACE WITH NEW.
3. REMOVE EXISTING ILLUMINATED SIGNAGE, TYPICAL. RETROFIT WITH LED SOURCE AND RE-INSTALL.
4. REMOVE EXISTING ILLUMINATED SIGNAGE, TYPICAL RETROFIT WITH LED SOURCE AND RE-INSTALL.
5. REMOVE EXISTING RECESSED LIGHT FIXTURE.TYPICAL. RETAIN EXISTING WIRING AND CONDUIT FOR RE-CONNECTION TO NEW LIGHT FIXTURES.
6. REMOVE EXISTING CEILING FAN, TYPICAL.
7. REMOVE EXISTING SIGN LETTERS, RETAIN POWER CONNECTIONS FOR RECONNECTION.

CONSTRUCTION LEGEND



ELECTRICAL DEMOLITION

SCALE: 1/4" = 1'-0"



SCALE: 1/4" = 1'-0"



SCALE: 1/8" = 1'-0"



04-21-2021 BID SET SUBMISSION

[illegible]

300 East Joppa Road, Suite 200
Baltimore, MD 21286
410.512.4500 www.wbcm.com



WBCM
300 East Joppa Road, Suite 200
Baltimore, MD 21286
410.312.4500 www.wbcm.com

I hereby certify that these documents were prepared or approved by me, and that I am a duly licensed professional architect under the laws of the State of Maryland.

License #

Expiration Date:

ELECTRICAL DEMOLITION

ALTERATIONS - BURGER KING # 7311

DESIGNED:

DRAWN:

CHECKED: JWA

SCALE: 1/4" = 1'-0"

DATE: 04/12/2021

PROJECT: 2018.0375.03.0

DRAWING:

ED101

WBCM 2020

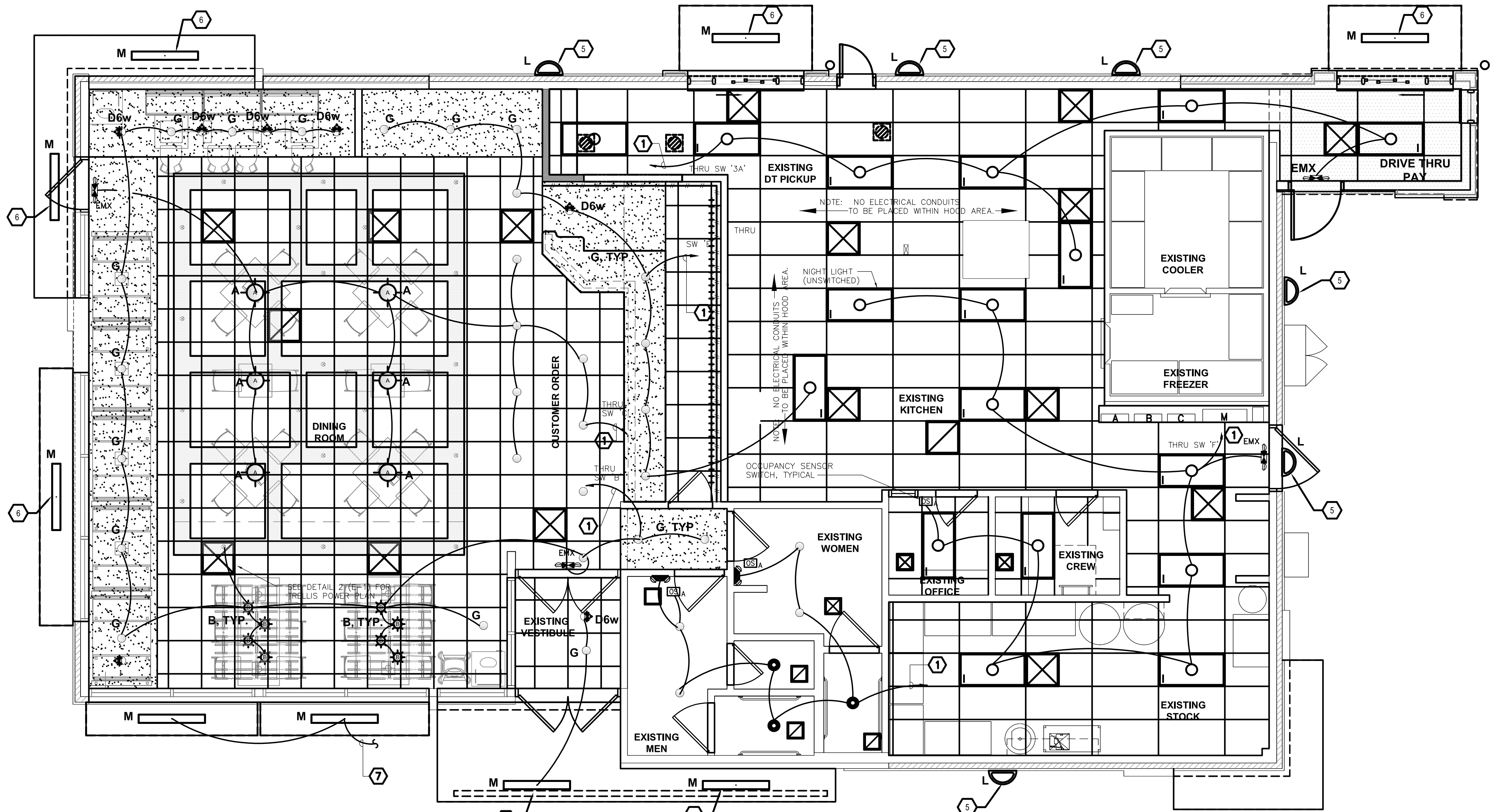
July 22, 2021 - 8:17 AM - User: jhughes

P:\2021\121008 - Burger King Pulaski Highway\09-Drawings\CAD Drawings\Elec\121008 - E101 - Lighting Fixture Schedule.dwg

Interior Lighting Finishes		Supplier		Installer		BK Codes	Notes
Item	Description	Finish	FCC	Others	FCC	Others	
L1A	Accent Pendant Lighting (center tables)	Supplier: Nautical Furnishings Part #: SP305-18-60D-927-03 (BK304) Finish: Cast Aluminum w/ Orange Accent Lamp: Edison, LED, 10W 2700K		X		X	Contact: 954.771.1100 Rep: Michael Høglund
L1B	Accent Pendant Lighting (community tables)	Supplier: Nautical Furnishings Part #: BK305 Finish: Antique Bronze w/ Cage Lamp: Edison LED 8W 2700K or Clear Antique Style LED, 6W 2700K		X		X	Contact: 954.771.1100 Rep: Michael Høglund
L1C	White Can Light (placed in drywall soffits)	Item: 4" Dia White Recessed Downlight Part #: Juno, SP36671-WHTRM Size: 4" Downlight Trim: White Lamp: 15 Watt, 3000K		X		X	Contact: 615.843.3379 Rep: Wyatt Culver, Hermitage Light Email: wyatto@hlg.co
L1D	Black Can Light (used with ceiling tile only)	Item: 4" Dia Black Recessed Downlight Part #: SP36671-BLTRM Size: 4" Downlight Trim: Black		X		X	Contact: 615.843.3379 Rep: Wyatt Culver, Hermitage Light Email: wyatto@hlg.co
L1E	White Wallwasher (placed in soffits to highlight walls)	Item: 4" D White Recessed Wallwasher Part #: Juno, SP36671G2 Size: 4" Wallwasher Trim: # 39, White Lamp: 12.5 Watt, 3000K		X		X	Contact: 615.843.3379 Rep: Wyatt Culver, Hermitage Light Email: wyatto@hlg.co
L1F	Black Wallwasher (used with ceiling tile only)	Item: 4" D Black Recessed Wallwasher Part #: Juno, SP36671G2/39C BL RFD44875 Size: 4" Wallwasher Trim: Black Lamp: 12.5 Watt, 3000K		X		X	Contact: 615.843.3379 Rep: Wyatt Culver, Hermitage Light Email: wyatto@hlg.co
L1G	Track Lighting (to accent wall shelves in lounge)	Not Applicable					
L1H	Queuing Area Lighting (open truss only)	Not Applicable					
L1I	Accent Trellis Lighting	Item: 2" Dia White Recessed Downlight Part #: Juno, SP34378B-9-F1-SN Size: 2"W x 4-1/8" H Trim: Satin Nickel Lamp: 10 Watt, 3000K		X		X	Contact: 615.843.3379 Rep: Wyatt Culver, Hermitage Light Email: wyatto@hlg.co
L1J	Accent Trellis Lighting (Adjustable)	Item: 2"D White Recessed Wallwasher Part #: Juno, SP34378A-930-F1-SN Size: 2"W x 4-1/8" H Trim: Satin Nickel Lamp: 10 Watt, 3000K		X		X	Contact: 615.843.3379 Rep: Wyatt Culver, Hermitage Light Email: wyatto@hlg.co
L1K	Sconce Light (optional)	Not Applicable					Cut Hole Size: 2-5/8" D
Additional supplier(s) available per BK Light Fixture Schedule Available at designwithbk.com							
Specifications are for REFERENCE ONLY and are current from the date of the last revision. See architectural for updated Information. Contact FCC immediately with any modifications to building finishes.							

BURGER KING 20/20 GARDEN GRILL EXTERIOR							
EXTERIOR LIGHT FIXTURE SCHEDULE							
ALL REMODELS & NEW CONSTRUCTION							
11/7/2017	TYPE		VENDOR	CATALOG No.	WATTAGE	COLOR TEMP.	REMARKS
K (NEW CONSTR.)			CREE				RECESSED SORRT LIGHT
			SECURITY	851/852-60-U-WH	42	5000	
			LSI	XSP5 S LED SS CW 120 GWT DFL	43	5000	
K (REMODEL)			CREE				1. FOR REMODELS ONLY
			SECURITY	851/852-60-U-WH	42	5000	2. RECESSED SORRT LIGHT
			LSI	XSP5 S LED SS CW 120 GWT DFL	43	5000	
L (DOWN ONLY)			CREE	RS-30WLED-D0-5V-120-5800K	30	5300	1. OPTIONAL CLOSED CANOPY FIXTURE
			SECURITY	RW303BL-5W-PS-WMT	30	5000	2. PROVIDED BY SIGN SUPPLIER WITH CANOPY
			LSI	WP35LEW5UTPM5V	12	5700	
L (UP/DOWN)			KONTECH	KON-40-W5	40	5000	
			VACPTO	VO-W5-DW40D	40	5000	
			ENERGYWISE	EWKON-40-W5	40	5000	
M			CREE	RS-42WLED-LD-5V-120-5300K	30	5300	1. EXTERIOR WALL FIXTURE
			SECURITY	RW5030D-LD-PS-KIT	30	5000	2. OPEN CANOPY FIXTURE
			LSI	WP56L133KUS70MSV	12 LP / 12 DOWN	5700	3. PROVIDED BY SIGN SUPPLIER WITH CANOPY
N			KONTECH	KON-60-W5-DU	60	5000	
			VACPTO	VO-W5-DW60DU	60	5000	
			ENERGYWISE	EWKON-SC-W5-DU	60	5000	
O			KONTECH	KON-BVA-582-18-FY	40	5000	1. TO BE USED AT AWNINGS
			VACPTO	VO-RP-60DW277-F	40	5000	2. OPTIONAL CLOSED CANOPY FIXTURE
							3. PROVIDED BY SIGN SUPPLIER WITH AWNING/CANOPY
P			CREE	E-WP1003127	27	4000	1. WALL MOUNTED SECURITY LIGHT
			SECURITY	WGH-11U-M	41	5000	2. BRONZE FINISH
			LSI	SFCMWLEFPL15GUEB82	33	5000	
Q			VACPTO	VO-WP-DW-V50	50	5000	
			ENERGYWISE	EWALD-WP5240	40	5000	
			CREE	LFL-A-(3,4,6,8)-50-UL-82-S3K-FA	3'-38" / 4'-38" / 5'-24" / 6'-20"	5300	1. CONTINUOUS ARCHON TOWER LIGHTING
R			SECURITY	HIRAF-HF-LED106,72-48,36(DO-120-D9	3'-18" / 4'-23" / 5'-5" / 6'-5"	5200	2. DOWNLIGHT ONLY
							3. TO BE PLACED AT TOP OF ARCHION TOWER
							4. TO BE BRONZE FINISH
S			CREE	LFL-A-(3,4,6)-10-UL-82-S3K	3'-18" / 4'-23" / 5'-5" / 6'-5"	5300	1. CONTINUOUS ARCHON TOWER LIGHTING
			SECURITY	HIRAF-HF-LED106,72-48,36(DO-120-D9	50	5200	2. UPRIGHT ONLY
							3. TO BE PLACED ABOVE ARCHION TOWER CANOPY
T			CREE	CSQ-A-0A-AA-KC-1-57V-UL-COLOR	166	5700	1. FINISH TO BE BLACK, BRONZE OR SILVER
			SECURITY	VPJ-80NB-180-SK-TA-UNV-8A-COLOR	180	5000	
			LSI	XLCMPFL1EDHCOWUE-COLOR	276	5104	
U			VACPTO	VO-SL-WW-A56	120	5000	
			ENERGYWISE	EWEC214M2	209	5000	
CONTACT INFORMATION							
CREE		HERMITAGE "MASTER CONSOLIDATOR"		ENERGYWISE		KONTECHUSA	
STEVE FRIEDMAN		WYATT CULVER		JENNIFER WADDICK		MIGUEL MARTINEZ	
847-830-1444		615-843-3379		877-225-1336		866-236-6701	
steve.friedman@cree.com		wyatto@hlg.co		jennifw@energywisemail.com			
SECURITY LIGHTING		VACPTO		DAVE VAN DER BEEK		JIM MILES	
ERIC HILLESLAND		ERIC DE RAMOS		727-919-1816		DAVIDV2009@ATT.NET	
630-636-8493		702-517-9789		eric@vacpto.com			
quotations@securitylighting.com							
LSI							
CURT GOOD							
404-555-8440							
curt.good@ls-industries.com						JIM@FLORIDAELECTRONIC.NET	
NOTES							
1. NOT ALL LIGHT FIXTURES TYPES SHOWN ON SCHEDULE MAY BE USED ON THIS PROJECT. REFER TO LIGHTING PLAN FOR PROJECT SPECIFIC TYPES AND QUANTITIES.							
2. NOT ALL LIGHT FIXTURES TYPES SHOWN ON SCHEDULE MAY BE USED ON THIS PROJECT. REFER TO LIGHTING PLAN FOR PROJECT SPECIFIC TYPES AND QUANTITIES.							

BURGER KING 20/20 GARDEN GRILL INTERIOR							
INTERIOR LIGHT FIXTURE SCHEDULE							
10/6/2017							
LOW PROFILE TRELLIS							
TYPE		VENDOR	CATALOG No.	WATTAGE	COLOR TEMP	REMARKS	
A		NAUTICAL	BK304 & SP305-18-60D-927-03	10	2700	SHAKER PENDANT LAMP	
			LED EDISON STYLE 10 WATT				
B		NAUTICAL	BK305 & LED BW EDISON INCANDESCENT	6	2700K	BRONZE CAGE PENDANT LIGHT	
			LED CLEAR ANTIQUE STYLE 5 WATT				
B1		NAUTICAL	BK305 & LED BW EDISON INCANDESCENT	6	2700K	BRONZE CAGE WALL SCONCE LIGHT	
			LED CLEAR ANTIQUE STYLE 6 WATT				
C4w		JUNO	SP36671-WHTRM	15	3000	1. 4" DIAMETER, WHITE, RECESSED DOWN LIGHT 2. TO BE USED WITH GWB CEILING	
		CREE	CR4-57SL-27K-12-E26	9.5	2700		
		ENERGYWISE	EWMLD0414N	11	2700		
		SECURITY	LB4A 6L 30K 9 WH / 18QXL	9	3000		
C4b		JUNO	SP36671-BLTRM			1. 4" DIAMETER, BLACK, RECESSED DOWN LIGHT TO BE USED WITH ACOUSTICAL CEILING TILES	
		CREE	CR4-57SL-27K-12-E26-MODBLK	9.5	2700		
		JUNO	SP36671G2 / 39 WWWH	12.5	3000		
D4w		SECURITY	LB4A 6L 30K 9 WH / 18QXL	9	3000	1. 4" DIAMETER, WHITE, RECESSED DOWN LIGHT WALL WASHER 2. TO BE USED WITH GWB CEILING	
D4b		JUNO	SP36671G2 / 39C BL RFD44875	12.5	3000	1. 4" DIAMETER, BLACK, RECESSED DOWN LIGHT WALL WASHER 2. TO BE USED WITH ACOUSTICAL CEILING TILES	
E		JUNO	R600L3KNBZ	10	2700	TRACK LIGHT	
G		JUNO	SP34378B-9-F1-SSN	10	3000	2" DIAMETER DOWN LIGHT, SATIN NICKEL FINISH	
		ZANIBONI	D2LLUNA2093A3C3NPN8K0P	9	3000		
G1		JUNO	SP34378A-930-F1-SN	10	3000	2" DIAMETER WALL WASHER, SATIN NICKEL FINISH	
		ZANIBONI	D2LLUNA2093A3C3NPN8K0D	9	3000		
I		CREE	CL-E-T7A0A4-248-40N	42	4000	1. TO BE USED IN KITCHEN 2. 2x4 RECESSED	
		SECURITY	LIT24-40-MLG-FSA-12-ELI-C388	45	4000		
		LSI	SFP24 LED 50 UH DIM 40	50	4000		
		VACPTO	VO-PL-21NW4-50	60	4100		
		ENERGYWISE	EWMLFP22EP4841	48	4100		
J		CREE	CL-E-T8L4L2404U	42	3500	1. FOR REMODELS ONLY 2. TO BE USED IN RESTROOMS 3. 1x4 RECESSED	
		SECURITY	LIT14-35LWS-FSA12-63U-C388	27	3500		
		LSI	SFP14 LED 40 UH DIM 35 FL14	40	3500		
		VACPTO	VO-PL-13XW4-50	50	3000		
		ENERGYWISE	EWMLFP14EP3535	35	3500		
PG		CREE	CL-E-T7A02A-228-40N	32	3500	1. TO BE USED IN PLAYGROUND 2. 2x2 RECESSED	
		SECURITY	LIT22-35MLG-FSA12-ELI	35	3500		
		LSI	SFP22 LED 30 UH DIM 35 FK22	30	3500		
		VACPTO	VO-PL-21XW4-36	36	3000		
		ENERGYWISE	EWMLFP22EP3535	36	3500		
EM		CREE	EM22RW1H	11		EMERGENCY LIGHT	
		SECURITY	CU2	1	3000		
		LSI	LTEMWH	(2) 1 LED			
		VACPTO	VO-EM	2	5000		
		ENERGYWISE	EWGJ2	1	3000		
EMX		CREE	ED04BRWH	11		EXIT / EMERGENCY LIGHT	
		SECURITY	CCRC	4			
		LSI	LPXKLWMBWMLD11R	(2) 1 LED			
		VACPTO	VO-EMK-RL	2	5000		
		ENERGYWISE	EWCCR	4	3000		
WIB		CREE	WS4-50L-57K-10V-FD	55	5300	TO BE USED IN WALK IN BOX ONLY	
		SECURITY	LXEM4-50ML-RFA-EU	53	5000		
		LSI	EG34SLDHCOCWE	52	5300		
		VACPTO	VO-TF-14W	32	5000		
		ENERGYWISE	EWMLD-LSV2XTR-LSU54806	36			



SYMBOLS LEGEND

SYMBOL	DESCRIPTION	REF. SHEET M-F FOR SPEC.
	SUPPLY AIR DIFFUSERS	
	RETURN AIR GRILLES	
	EXHAUST FAN GRILLES	
	2X4 RECESSED FLAT LENS (NIGHT LIGHT WHEN SHOWN HATCHED)	
	SURFACE MOUNTED EXTERIOR WALL SCONCE	
	WET LISTED 4'-0" CANOPY LIGHT USED UNDER CLOSED CANOPIES	
	WALL MOUNTED SECURITY LIGHT	
	EMERGENCY LIGHT	
	EXIT LIGHT	

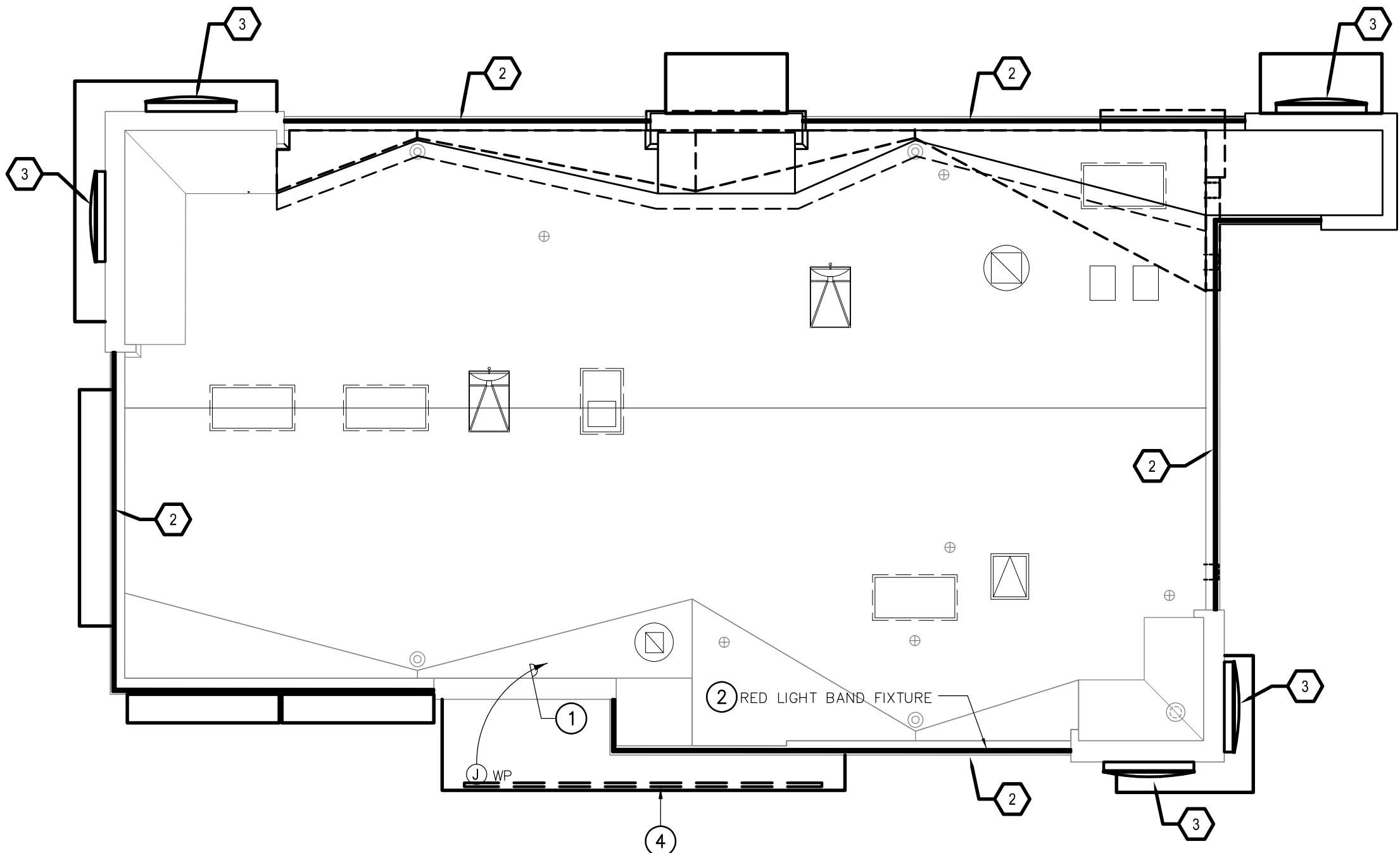
GENERAL SHEET NOTES

- REFER TO SHEET E-1.1 FOR LIGHT FIXTURE SPECIFICATIONS
- SEE ARCHITECTURAL REFLECTED CEILING PLAN FOR EXACT LOCATION AND MOUNTING HEIGHTS OF LIGHT FIXTURES. COORDINATE FIXTURE LOCATIONS WITH DECOR DRAWINGS.
- ALL WORK AND MATERIALS SHALL BE BY THE ELECTRICAL CONTRACTOR UNLESS NOTED OTHERWISE.
- MC CABLE ONLY PERMITTED FOR LIGHT WHIPS. ALL OTHER TO BE E.M.T CONDUIT IN CEILING AND WALLS - RIGID CONDUIT UNDER SLAB.
- PROVIDE JUNCTION BOXES AT LIGHT FIXTURES PER MANUFACTURERS REQUIREMENTS. (TYPICAL FOR ALL LIGHTING FIXTURES)
- WHERE TRUSSES ARE EXPOSED, RUN ALL ELECTRICAL CONDUITS ABOVE THE BOTTOM CHORD OF THE TRUSS.

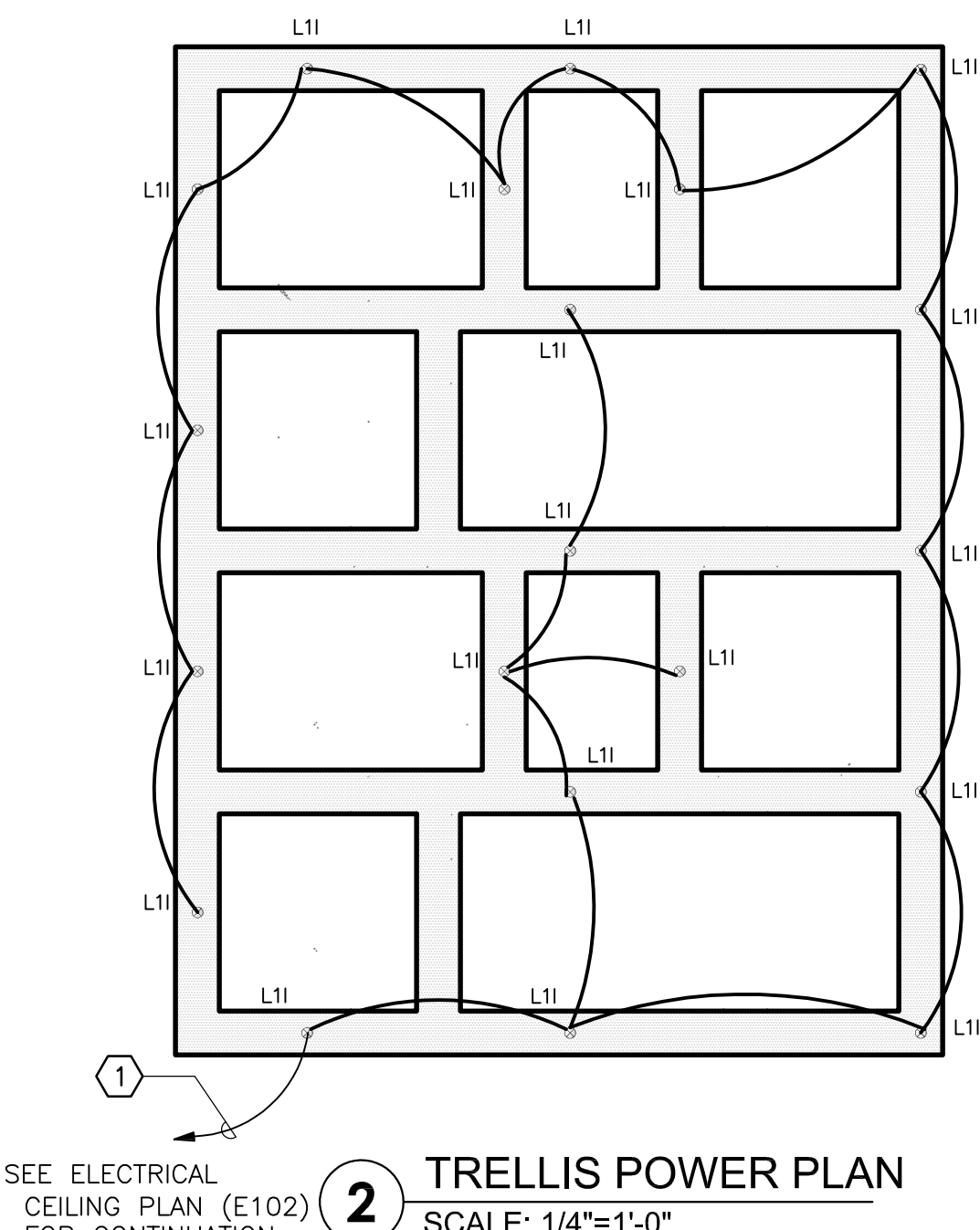
SHEET KEYNOTES

- 2#12-#12GW IN 3/4", CONNECT TO EXISTING LIGHTING CIRCUIT SERVING THIS AREA.
- RE-INSTALL EXISTING LIGHT BAND, RECONNECT TO EXISTING CIRCUIT.
- RE-INSTALL EXISTING LIGHT BAND, RECONNECT TO EXISTING CIRCUIT
- NEW SIGNAGE TO BE INSTALLED, RECONNECT TO EXISTING CIRCUIT.
- NEW WALL MOUNTED FIXTURE TYPICAL. RECONNECT TO EXISTING CIRCUIT.
- MOUNT FIXTURE IN CANOPY, RE-CONNECT TO EXISTING CIRCUIT. EXTEND EXISTING LIGHTING CIRCUIT TO ACCOMMODATE NEW CANOPY LIGHT LOCATION.
- CONNECT TO EXISTING LIGHTING CIRCUIT WITH 2#12-#12GW IN 3/4".

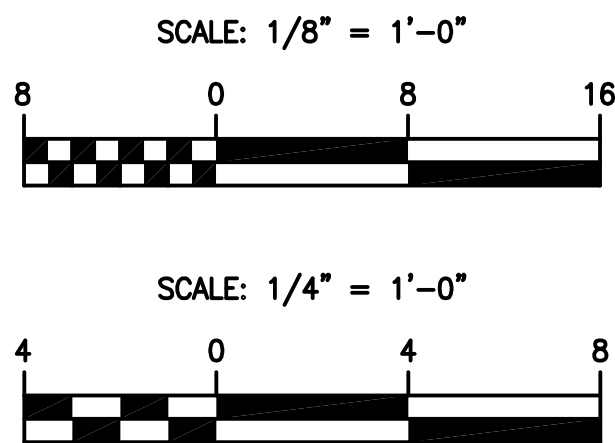
1 LIGHTING PLAN
SCALE: 1/4" = 1'-0"



PARAPET LIGHT FIXTURE PLAN
SCALE: 1/8" = 1'-0"



2 TRELLIS POWER PLAN
SCALE: 1/4"=1'-0"



04-21-2021 BID SET SUBMISSION

BY	
REVISION	
DATE	
NO.	

WHITNEY GABLEY COX & JACOBSON, LLC
300 East Joppa Road, Suite 200
Baltimore, MD 21286
410.512.4500 www.wbcm.com

WBCM
Designing Infrastructure for Tomorrow®

I hereby certify that these documents were prepared or approved by me, and that I am a duly licensed professional architect under the laws of the State of Maryland.

License # Expiration Date:

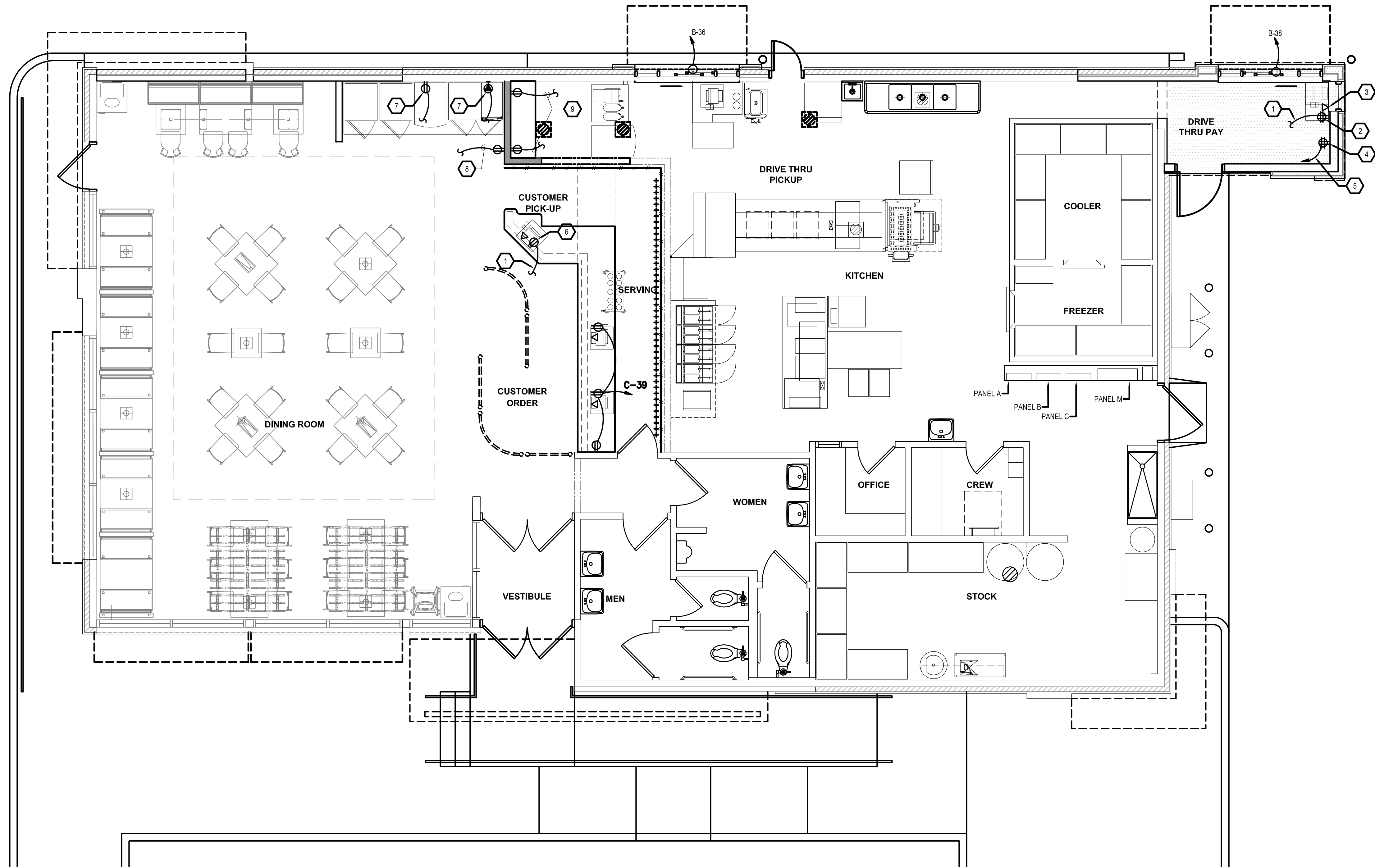
POWER PLAN

ALTERATIONS - BURGER KING # 7311

BURGERS OF BALTIMORE
10000 WOODLAND AVE
MIDDLE RIVER, MD 21220

DESIGNED:	SWC
DRAWN:	LHD
CHECKED:	JWA
SCALE:	1/4"= 1'-0"
DATE:	04/12/2021
PROJECT:	2018.0375.03.0
DRAWING:	

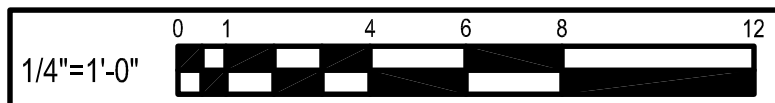
E102



1 E103 E103 **POWER PLAN**

SCALE: 1/4" = 1'-0"

CAUTION:
IF THIS DRAWING IS A REDUCTION,
USE THE GRAPHIC SCALES.



EQUIPMENT SCHEDULE

ITEM #	QTY.	DESCRIPTION	SUPPLIED BY	INSTALLED BY
1		COKE FREESTYLE UNIT CABINETS		
1A		COFFEE BREWER		
1B		FROZEN COKE MACHINE		
1E		KETCHUP PUMP		
2	NIC	MICROWAVE OVENS		
2C		LID/CONDIMENT DISPENSER, COUNTERTOP		
2D		CONDIMENT DISPENSER, COUNTERTOP	EXISTING	RELOCATED
7	1	SPECIALTY SANDWICH TABLE	EXISTING	RELOCATED
8	1	CUP DISPENSER - SADDLE F/COKE FREESTYLE		
9	1	WARMING CABINET	EXISTING	RELOCATED
10	1	UNDERCOUNTER FREEZER	EXISTING	RELOCATED
11	1	BUN TOASTER	EXISTING	RELOCATED
14	3	FRY THAW RACK	EXISTING	RELOCATED
19	1	AUXILIARY ICE & BEVERAGE STATION	EXISTING	RELOCATED
20	1	COFFEE MAKER	EXISTING	RELOCATED
22	1	TEA DISPENSER	EXISTING	RELOCATED
23	1	SHAKE MACHINE	EXISTING	RELOCATED
25	3	HAND SINK	EXISTING	RELOCATED
30	1	EXPEDITING / CASHIER COUNTER	EXISTING	RELOCATED
30A	1	BEVERAGE COUNTER	EXISTING	RELOCATED
36	1	CONVECTION OVEN	EXISTING	RELOCATED
36A	1	CONVECTION OVEN STAND	EXISTING	RELOCATED
37	1	WARMING CABINET	EXISTING	RELOCATED
39	1	WORK TABLE	EXISTING	RELOCATED
40	1	POS DEVICE	---	---
41	1	UNDER COUNTER FREEZER	---	---
42	1	BK 48 IN. POS DRIVE THRU TABLE UNIVERSAL	---	---
43A	1	CUP DISPENSER BRACKET	EXISTING	RELOCATED
46	1	STOCK LEVEL LIGHT SYSTEM	EXISTING	RELOCATED
48	1	BROILED CHICKEN EQUIPMENT	EXISTING	RELOCATED
90	3	P.O.S. SYSTEM	EXISTING	RELOCATED
61.04	1	NEW - 1-COMPARTMENT SINK W/ L.H. DRAINAGE BOARD, 46" MODEL NO. 52015X	H&K	G.C.

CONSTRUCTION LEGEND

	EXISTING PARTITION TO REMAIN.
	EXISTING WINDOW AND FRAME TO REMAIN.
	EXISTING DOOR AND FRAME TO REMAIN.
	NEW PARTITION TO BE CONSTRUCTED.
	NEW WINDOW AND FRAME TO BE CONSTRUCTED.
	NEW DOOR AND FRAME TO BE CONSTRUCTED.

SHEET KEYNOTES

- 2#12+12GW IN 3/4" CONDUIT, EXTEND AND CONNECT TO EXISTING RECEPTACLE CIRCUIT PREVIOUSLY SERVING DRIVE THRU WINDOW RECEPTACLE.
- DOUBLE DUPLEX RECEPTACLE (WHITE) WITH STAINLESS STEEL COVER PLATE, 2P., 3W., 20A., 125V. NEMA 5-20R CONFIGURATION. MOUNT AT 18" ABOVE FINISHED FLOOR UNLESS OTHERWISE NOTED.
- DATA OUTLET, SINGLE GANG BACK BOX WITH 3/4" CONDUIT WITH BUSHED ENDS TO ACCESSIBLE CEILING.
- DOUBLE DUPLEX RECEPTACLE (WHITE) WITH STAINLESS STEEL COVER PLATE, 2P., 3W., 20A., 125V. NEMA 5-20R CONFIGURATION. MOUNT AT 72" ABOVE FINISHED FLOOR.
- 2#12+12GW IN 3/4" CONDUIT BACK TO PANEL A. PROVIDE 1P-20A CB IN EXISTING SPACE AND MAKE ALL CONNECTIONS. PANEL A IS A SIEMENS TYPE S1 PANEL BOARD.
- DUPLEX RECEPTACLE (WHITE) WITH STAINLESS STEEL COVER PLATE, 2P., 3W., 20A., 125V. NEMA 5-20R CONFIGURATION. MOUNT AT 18" ABOVE FINISHED FLOOR UNLESS OTHERWISE NOTED.
- RELOCATE OUTLET TO SUITE EQUIPMENT RELOCATION, EXTEND CONDUIT AND WIRE TO ACCOMMODATE NEW LOCATION.
- MOUNT TO SUIT UV LIGHT EXTEND EXISTING CIRCUIT TO ACCOMMODATE NEW LOCATION.
- MOUNT TO SUIT EQUIPMENT EXTEND EXISTING CIRCUIT TO ACCOMMODATE NEW LOCATION.

NO.	DATE	REVISION	BY

WHITNEY GABLEY COV & JACONANI, LLC
300 East Joppa Road, Suite 200
Baltimore, MD 21088
410.512.4500 www.wbcm.com

WBCM
Designing Infrastructure for Tomorrow®

I hereby certify that these documents were prepared or approved by me, and that I am a duly licensed professional architect under the laws of the State of Maryland.

License # Expiration Date:

POWER PLAN

ALTERATIONS - BURGER KING # 7311

BURGERS OF BALTIMORE
1000 WING LANE
MIDDLE RIVER, MD 21220

DESIGNED:	SWC
DRAWN:	LHD
CHECKED:	JWA
SCALE:	1/4" = 1'-0"
DATE:	04/12/2021
PROJECT:	2018.0375.03.0
DRAWING:	

E103

04-21-2021 BID SET SUBMISSION

Aug 22, 2017 - 4:52pm - User: daniel

P:\2021\21008 - Burger King Pulest Highway\09-Drawings\CAD Drawings\Elec\21008 - E104 - Panel Schedules.dwg

PANEL A (EXISTING)										MOUNTING: RECESSED									
VOLTAGE: 208Y/120V,3ø,4W					NEW CIRCUITS SHOWN BOLD					LOCATION: KITCHEN									
250 AMPERE BUS					125 A MLO					100% RATED NEUTRAL BUS					22,000 A.I.C.				
CONN KVA	CKT	DESCRIPTION	BREAKER P	AMPS	NO	SIZE	GND	C	CKT	DESCRIPTION	BREAKER P	AMPS	NO	SIZE	GND	C	CONN KVA		
	1	LTG. OFFICE/STORAGE	1	20	-	-	-	-	2	LTG. EMERGENCY-EXT	1	20	-	-	-	-			
	3	DISPLAY SIGNS	1	20	-	-	-	-	4	LTG. DINING ROOM	1	20	-	-	-	-			
	5	RELAY PANEL	1	20	-	-	-	-	6	LTG. DINING ROOM	1	20	-	-	-	-			
	7	LIGHT BAND	1	20	-	-	-	-	8	MENUBOARD	1	20	-	-	-	-			
	9	LIGHT BAND	1	20	-	-	-	-	10	LTG. RESTROOM	1	20	-	-	-	-			
	11	SOFFIT LIGHTS	1	20	-	-	-	-	12	LTG. KITCHEN	1	20	-	-	-	-			
	13	LIGHT BAND	1	20	-	-	-	-	14	LTG. PENDANTS	1	20	-	-	-	-			
	15	LIGHT BAND	1	20	-	-	-	-	16	REC.	1	20	-	-	-	-			
	17	SOFFIT LIGHTS	1	20	-	-	-	-	18	SPARE	1	20	-	-	-	-			
	19	MANSARD SIGN	1	20	-	-	-	-	20	LTG. EXTERIOR WALL	1	20	-	-	-	-			
	21	SOFFIT LIGHTS	1	20	-	-	-	-	22	SPARE	2	40	-	-	-	-			
	23	SPARE	1	20	-	-	-	-	24	SPARE	-	-	-	-	-	-			
	25	BROILER	2	20	-	-	-	-	26	EXHAUST FAN	3	20	-	-	-	-			
	27	-	-	-	-	-	-	-	28	-	-	-	-	-	-	-			
	29	LOGO SIGN	1	20	-	-	-	-	30	-	-	-	-	-	-	-			
	31	SPARE	2	20	-	-	-	-	32	SPARE	1	20	-	-	-	-			
	33	-	-	-	-	-	-	-	34	SPARE	1	20	-	-	-	-			
	35	MENU BOARD	1	20	-	-	-	-	36	SPARE	1	20	-	-	-	-			
	37	SPARE	1	20	-	-	-	-	38	SPARE	1	20	-	-	-	-			
	39	SPEAKER PEDESTAL	1	20	-	-	-	-	40	SPARE	2	30	-	-	-	-			
	41	DRIVETHRU RECEPTACLE	1	20	2	12	12	3/4	42	SPARE	-	-	-	-	-	-			
TOTAL CONNECTED LOAD			0.0 KVA						KVA PER PHASE:			A	0.0	B	0.0	C	0.0		

PANEL B (EXISTING)										MOUNTING: RECESSED									
VOLTAGE: 208Y/120V,3ø,4W										LOCATION: KITCHEN									
250 AMPERE BUS				125 A MLO				100% RATED NEUTRAL BUS				22,000 A.I.C.							
CONN KVA	CKT	DESCRIPTION	BREAKER		CIRCUIT WIRING				CKT	DESCRIPTION	BREAKER		CIRCUIT WIRING				CONN KVA		
			P	AMPS	NO	SIZE	GND	C			P	AMPS	NO	SIZE	GND	C			
	1	FRY STATION CHASE REC	2	20	-	-	-	-	2	REC. DINING ROOM	1	20	-	-	-	-			
	3	-	-	-	-	-	-	-	4	REC. DRIVE THRU	1	20	-	-	-	-			
	5	COFFEE REC	2	20	-	-	-	-	6	UNDERCOUNTER REFRIG	1	20	-	-	-	-			
	7	-	-	-	-	-	-	-	8	REC. HOT CHOCOLATE	1	20	-	-	-	-			
	9	REC. STOCK ROOM	1	20	-	-	-	-	10	REC. REACH IN FREEZER	1	20	-	-	-	-			
	11	DRINK SYSTEM	1	20	-	-	-	-	12	HAND DRYER	1	20	-	-	-	-			
	13	FRY STATION CHASE REC	2	20	-	-	-	-	14	HAND DRYER	1	20	-	-	-	-			
	15	-	-	-	-	-	-	-	16	REC. OFFICE	1	20	-	-	-	-			
	17	REC.	1	20	-	-	-	-	18	REC. SERVICE COUNTER	1	20	-	-	-	-			
	19	FRY STATION CHASE REC	2	20	-	-	-	-	20	VEGETABLE CUTTER	1	20	-	-	-	-			
	21	-	-	-	-	-	-	-	22	TIME CLOCK	1	20	-	-	-	-			
	23	FRYER CONTROL	1	20	-	-	-	-	24	DRINK SYSTEM	1	20	-	-	-	-			
	25	GRILL CONTROL	1	20	-	-	-	-	26	REC. DINING RM COFFEE	2	30	-	-	-	-			
	27	FRYER CONTROL	1	20	-	-	-	-	28	-	-	-	-	-	-	-			
	29	FRYER CONTROL	1	20	-	-	-	-	30	FRY STATION CHASE REC	2	20	-	-	-	-			
	31	ICE MACHINE	2	20	-	-	-	-	32	-	-	-	-	-	-	-			
	33	-	-	-	-	-	-	-	34	DRINK MACHINE	1	20	-	-	-	-			
	35	SPACRE	1	30	-	-	-	-	36	AIR CURTAIN	1	15	2	12	12	3/4			
	37	BISCUIT OVEN	3	30	-	-	-	-	38	AIR CURTAIN	1	15	2	12	12	3/4			
	39	-	-	-	-	-	-	-	40	EGG COOKER	2	40	-	-	-	-			
	41	-	-	-	-	-	-	-	42	-	-	-	-	-	-	-			
TOTAL CONNECTED LOAD			0.0 KVA							KVA PER PHASE:			A	0.0	B	0.0	C	0.0	

PANEL C (EXISTING)										MOUNTING: RECESSED									
VOLTAGE: 208Y/120V, 3ø,4W										LOCATION: KITCHEN									
250 AMPERE BUS					125 A MLO					100% RATED NEUTRAL BUS					22,000 A.I.C.				
CONN KVA	CKT	DESCRIPTION	BREAKER		CIRCUIT WIRING				CKT	DESCRIPTION	BREAKER		CIRCUIT WIRING				CONN KVA		
			P	AMPS	NO	SIZE	GND	C			P	AMPS	NO	SIZE	GND	C			
	1	SHAKE MACHINE	3	15	-	-	-	-	2	COOLER	2	20	-	-	-	-			
	3	-	-	-	-	-	-	-	4	-	-	-	-	-	-				
	5	-	-	-	-	-	-	-	6	COOLER/FREEZER LTG	1	20	-	-	-				
	7	AIR COMPRESSOR	1	20	-	-	-	-	8	FREEZER	3	30	-	-	-				
	9	DRINK CARBONATORS	1	20	-	-	-	-	10	-	-	-	-	-	-				
	11	WATER FILTER	1	20	-	-	-	-	12	-	-	-	-	-	-				
	13	BULK CO2	1	20	-	-	-	-	14	EXISTING CIRCUIT	1	20	-	-	-				
	15	REC. STORAGE ROOM	1	20	-	-	-	-	16	EXISTING CIRCUIT	1	20	-	-	-				
	17	EXISTING CIRCUIT	1	20	-	-	-	-	18	EXISTING CIRCUIT	2	30	-	-	-				
	19	SPACE	1	-	-	-	-	-	20	EXISTING CIRCUIT	-	-	-	-	-				
	21	EXISTING CIRCUIT	2	50	-	-	-	-	22	EXISTING CIRCUIT	2	20	-	-	-				
	23	-	-	-	-	-	-	-	24	EXISTING CIRCUIT	-	-	-	-	-				
	25	SPACE	1	-	-	-	-	-	26	EXISTING CIRCUIT	2	20	-	-	-				
	27	EXISTING CIRCUIT	1	20	-	-	-	-	28	EXISTING CIRCUIT	-	-	-	-	-				
	29	EXISTING CIRCUIT	1	20	-	-	-	-	30	EXISTING CIRCUIT	2	20	-	-	-				
	31	SPEAKER POST 1	1	20	2	12	12	1"	32	EXISTING CIRCUIT	-	-	-	-	-				
	33	SPEAKER POST 2	1	20	2	12	12	1"	34	-	2	30	-	-	-				
	35	ODMB 1	1	20	2	12	12	1"	36	EXISTING CIRCUIT	-	-	-	-	-				
	37	ODMB 2	1	20	2	12	12	1"	38	-	2	30	-	-	-				
	39	SPACE	1	-	-	-	-	-	40	EXISTING CIRCUIT	-	-	-	-	-				
	41	SPACE	1	-	-	-	-	-	42	-	1	20	-	-	-				
TOTAL CONNECTED LOAD			0.0 KVA							KVA PER PHASE:			A	0.0	B	0.0	C	0.0	

BY						
REVISION						
DATE						
NO.						

WHITNEY GABLEY COV & JACOBANI, LLC
300 East Joppa Road, Suite 200
Baltimore, MD 21286
410.512.4500 www.wbcm.com

**WBCM**

Designing Infrastructure for Tomorrow®

I hereby certify that these documents were prepared or approved by me, and that I am a duly licensed professional architect under the laws of the State of Maryland.

License # Expiration Date:

LIGHTING FIXTURE SCHEDULE

ALTERATIONS - BURGER KING # 7311
BURGERS OF BALTIMORE
10000 MIDDLE RIVER, MD 21220

DESIGNED:	SWC
DRAWN:	LHD
CHECKED:	JWA
SCALE:	1/4"= 1'-0"
DATE:	04/12/2021
PROJECT:	2018.0375.03.0
DRAWING:	

E104

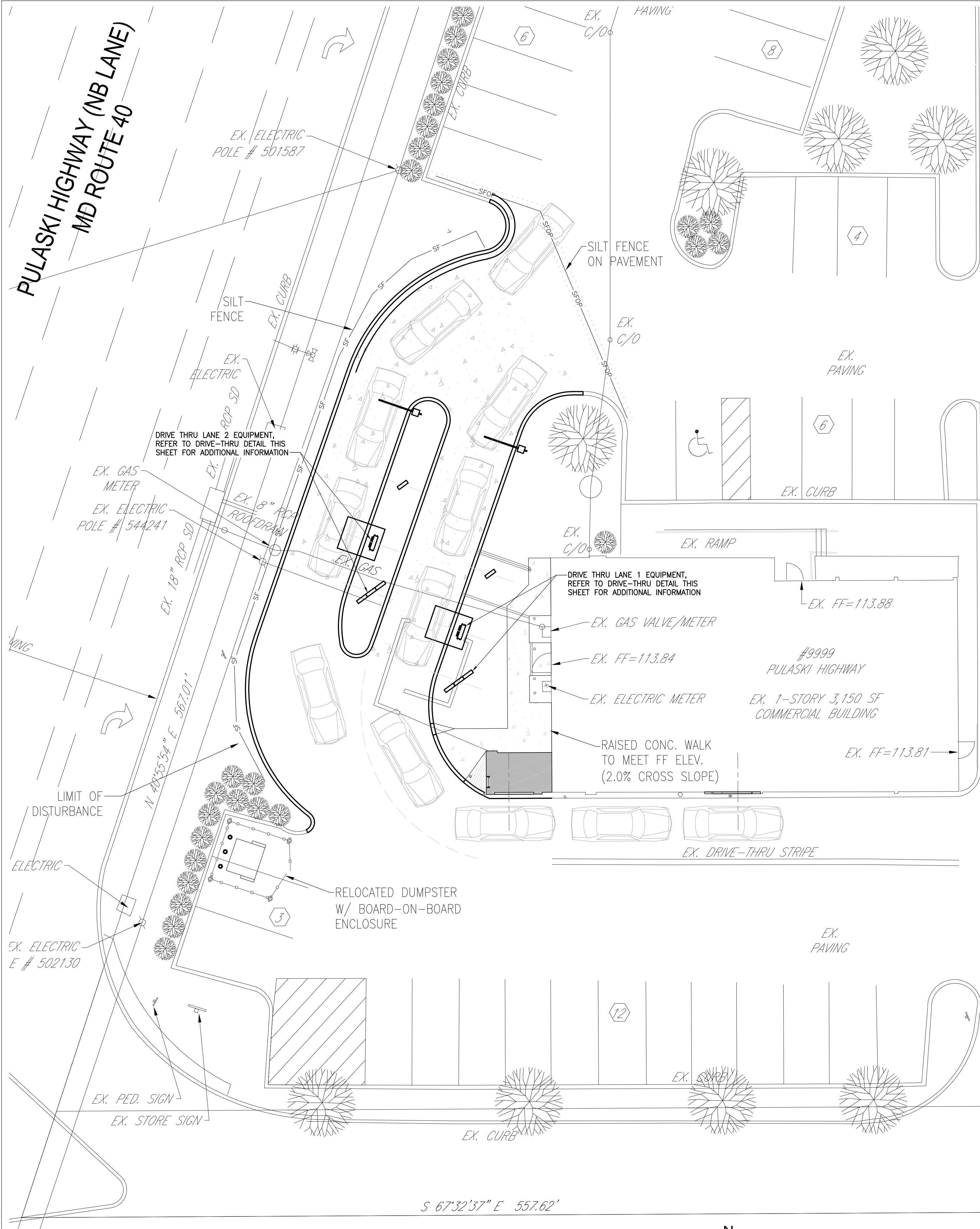


ELECTRICAL SITE PLAN - DEMOLITION

ALTERATIONS - BURGER KING # 7311

BURGERS OF BALTIMORE
9999 PULASKI HIGHWAY
MIDDLE RIVER, MD 21220

1



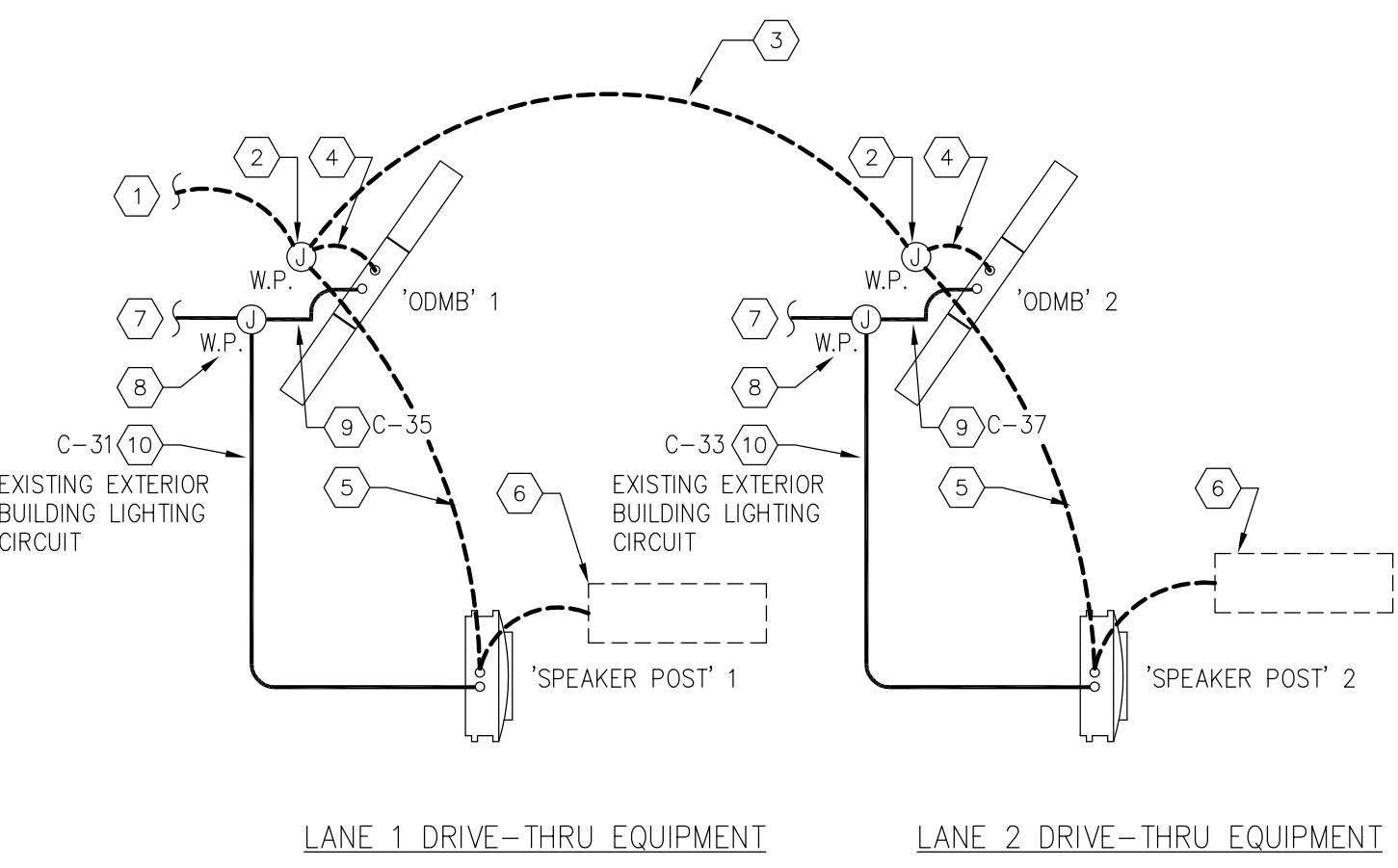
****EX. GAS METER & ELECTRICAL BOX NOTE:**
CONTRACTOR TO RAISE CONC. WALK UNDER GAS METER & ELECTRICAL BOX LOCATIONS TO FINAL FF GRADE. IF THIS IS NOT POSSIBLE, CONTRACTOR SHALL RETAIN EX. 5'x4' DEPRESSED CONC. WALK & ADD SUMP DRAIN UNDER RAISED WALK.

EX. PAVING

MOSAIC WHITE MARSH OWNER LL
ACCOUNT: 200005183
DEED: 39850/392
LOT 2 PLAT 68/24
"PRICE CLUB PLAZA"
TM: 82 GRID: 17 PAR: 623

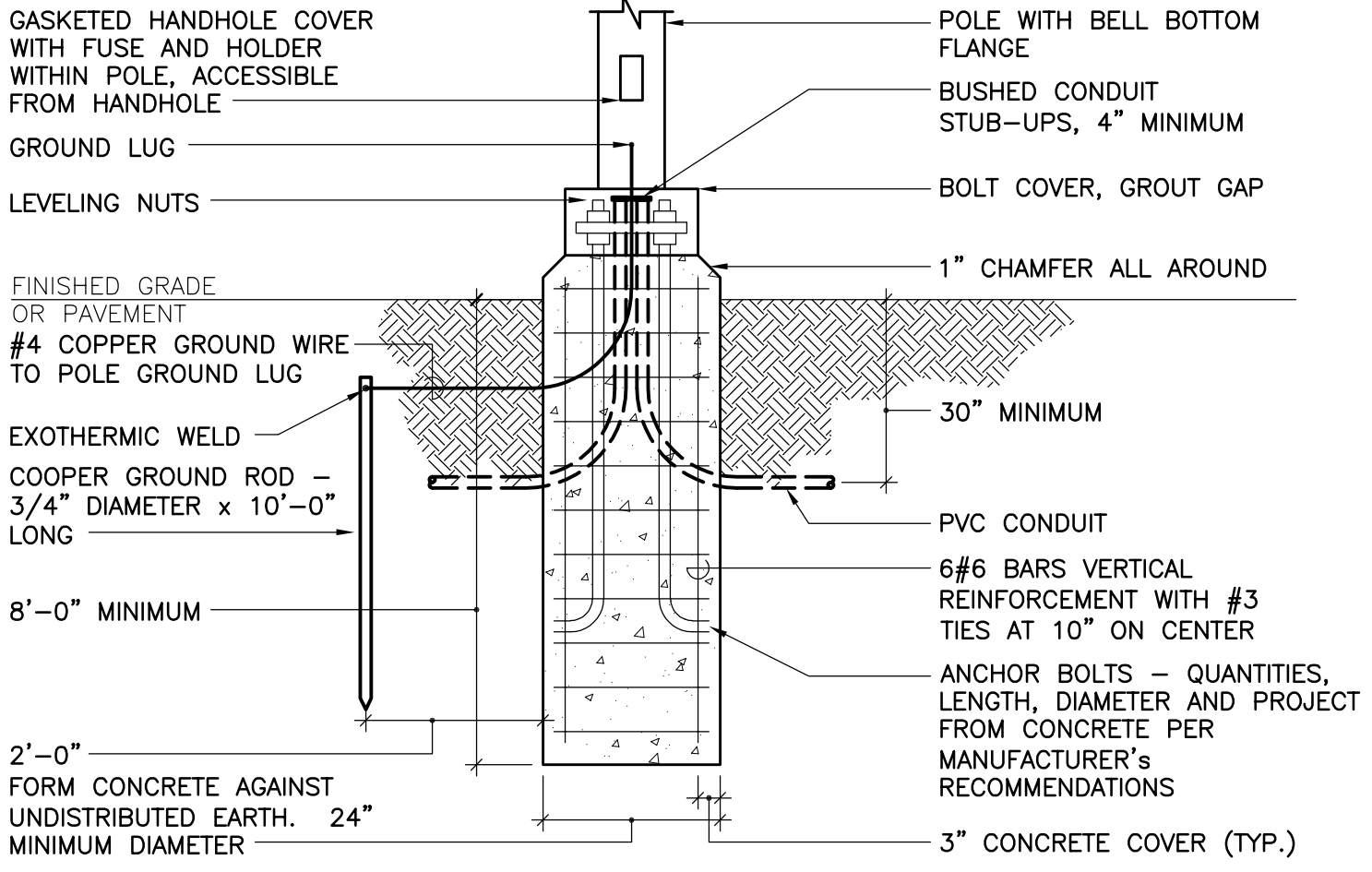
DRAWING NOTES:

- COORDINATE ALL NEW WORK WITH SITE UTILITIES.
- CUT AND PATCH EXISTING PAVED AREAS INCLUDING PARKING, CURBS, SIDEWALKS AND LOTS REQUIRED FOR INSTALLATION OF ELECTRICAL WORK.
- ALL EXTERIOR LIGHTING CONDUITS/RACEWAYS SHALL HAVE DETECTABLE MARKING TAPE.
- COORDINATE INSTALLATION OF ELECTRICAL WORK WITH EXISTING AND FINAL GRADING. REFER TO CIVIL PLANS.



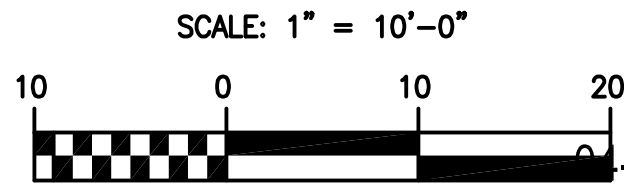
KEYED NOTES - DRIVE THRU:

- DATA**
- 2" UNDERGROUND DATA CONDUIT FROM DRIVE-THRU. ROUTE CONDUIT UP IN NEW DRIVE-THRU WALL AND INTO ACCESSIBLE CEILING SPACE.
 - WATERPROOF JUNCTION DATA BOX LOCATED BEHIND 'ODMB'.
 - 2" UNDERGROUND DATA CONDUIT TO LANE 2.
 - 3/4" PVC SWEPT INTO 'ODMB' FOOTER.
 - 3/4" PVC SWEPT INTO 'SPEAKER POST'.
 - 1/2" PVC SWEPT INTO 'SPEAKER POST' FROM UNDER CONCRETE LOOP.
- ELECTRICAL**
- 1" UNDERGROUND POWER CONDUIT TO DEDICATED CIRCUIT. REFER TO PANEL SCHEDULE. ROUTE CONDUIT UP IN NEW DRIVE-THRU WALL AND INTO ACCESSIBLE CEILING SPACE.
 - WATERPROOF JUNCTION POWER BOX LOCATED BEHIND 'ODMB'.
 - 1/2" CONDUIT SWEPT INTO 'ODMB' FOOTER FOR DEDICATED POWER. REFER TO PANEL SCHEDULE.
 - 3/4" CONDUIT SWEPT INTO 'SPEAKER POST' FOOTER FOR DEDICATED POWER. REFER TO PANEL SCHEDULE.
 - 2#12+#12GW IN 1" CONDUIT, CONNECT TO EXISTING EXTERIOR BUILDING MOUNTED LIGHTING CIRCUIT.



- NOTES:**
- ALL REINFORCING STEEL TO BE ASTM A615, GRADE 60 EXCEPT TIES. TIES SHALL BE GRADE 40.
 - PROVIDE 1-1/4" CONDUIT MINIMUM TO EACH POLE FOR NORMAL POWER WIRING.

POLE BASE AND FOUNDATION
SCALE: NONE



ELECTRICAL SITE PLAN
SCALE: 1" = 10'-0"

BY	
REVISION	
DATE	
NO.	

WHITNEY EMBLEY COX & JACOBANI, LLC
300 East Joppa Road, Suite 200
Baltimore, MD 21286
410.512.6500 www.wbcm.com

WBCM
Designing Infrastructure for Tomorrow®

I hereby certify that these documents were prepared or approved by me, and that I am a duly licensed professional architect under the laws of the State of Maryland.

License # Expiration Date:

ELECTRICAL SITE PLAN

ALTERATIONS - BURGER KING # 7311

BURGERS OF BALTIMORE
1000 N. MIDDLE RIVER RD. #1020

DESIGNED:	SWC
DRAWN:	LHD
CHECKED:	JWA
SCALE:	1/4" = 1'-0"
DATE:	04/12/2021
PROJECT:	2018.0375.03.0
DRAWING:	

E106