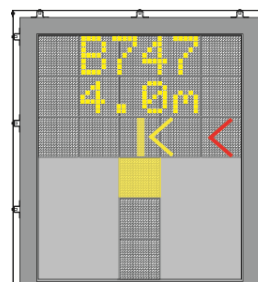


### 7. AZIMUTH GUIDANCE 方位引导

The aircraft is 4 meters from the stop-position. The yellow arrow indicates an aircraft to the right of the centre line, and the red flashing arrow indicates the direction to turn.

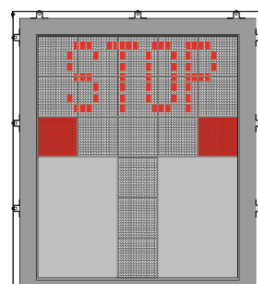
如图，航空器距泊位 4 米。黄色箭头表明航空器偏到了中轴线的右边，红色箭头指出了航空器应转的方向。



### 8. STOP POSITION REACHED 到达停止位

When the correct stop-position is reached, the display will show 'STOP' and red lights will be lit.

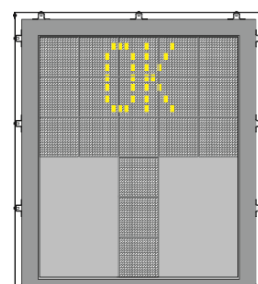
当航空器到达正确的泊位位置时，显示器将显示“STOP”和如图所示的红色方块图标。



### 9. DOCKING COMPLETED 停泊结束

When the aircraft has parked, 'OK' will be displayed.

当停泊过程结束时，将显示“OK”。



### 10. OVERSHOOT 越过泊位

If the aircraft has overshoot the stop-position, 'TOO FAR' will be displayed.

如果航空器滑动超出了泊位，将显示“TOO FAR”。

